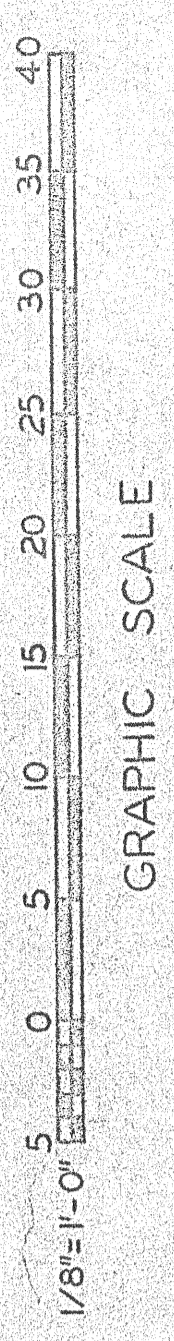
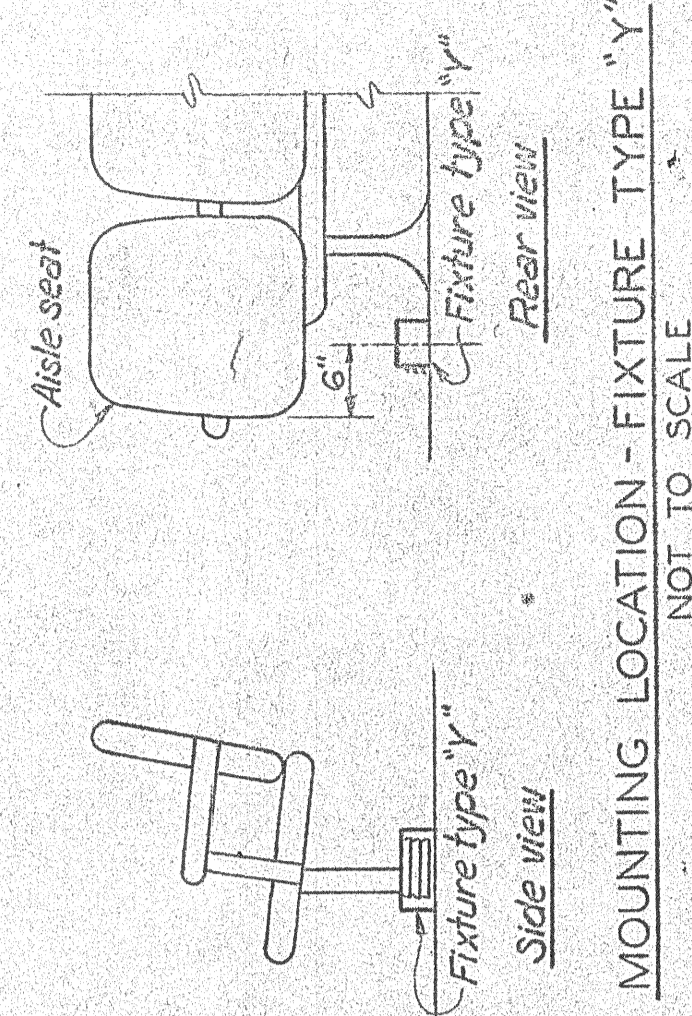


**NOTES:**

1. For legend, general notes and other information pertaining to the overall project, see dwg. #E-1
2. For location of power and signal circuits entering the building, see Site Plan, Electrical dwg. #E-1.
3. For actual location of mechanical equipment being served electrically see mechanical drawings.
4. For lighting layout see dwg. #E-35.
5. For communications and signaling see dwg. #E-32.
6. For panelboard schedules and riser diagram see dwg. #E-36A.




**THEATER - POWER PLAN**  
SCALE 1/8" = 1'-0"

**LOWER LEVEL - POWER PLAN**  
SCALE 1/8" = 1'-0"

**PROJECTION ROOM - POWER PLAN**  
SCALE 1/8" = 1'-0"

For equipment numbers consult architectural plans 6"x6" of U.S.

	GEORGIA RETARDATION CENTER DEKALB COUNTY, GEORGIA GEORGIA DEPARTMENT OF PUBLIC HEALTH	<b>BUILDING L</b> POWER PLAN	DATE FEB. 19 66 REVISION NO.
	ARCHITECTS AND ENGINEERS		



DATE	BY
2/28/70	W.H.H.
DATE REVISION	BY
1	W.H.H.