
MEMORANDUM

To: Mayor and City Council

From: Chris Pike, Finance Director

Date: 11/14/2011

Subject: **Financial Report for the Year Through September, 2011**

Following are the financial highlights for fiscal year 2011 through September 30, 2011. We continue to surpass our target for overall revenues and below estimated expenses. Though I suspect the surplus to lessen the final quarter of the year, I do not see any department that will require additional funds between now and the end of the year. The exception being, I anticipate we will need to look at the E911 fund the last quarter once we have a better understanding of our revenues and expenses. Total revenues over expenditures to date are \$2.9 million ahead of budget. Expenses are \$1.5 million below budget with about a third of that in unspent Contingency. Revenues are \$1.9 million ahead of budget with \$1.5 million coming from taxes. HOST is ahead of budgeted totals by \$757k for the first three months received. The anticipation of higher HOST and the franchise fee received from Georgia Power in February are two significant bright spots so far this year and should continue to compensate where other areas may be short. Permitting revenue was healthy too as we have now exceeded our annual budget due in part to the Kroger expansion, Marriott renovation, and Popeye's build out. Hotel taxes, motor vehicle taxes, and occupation taxes are also coming in strong this year so far. In October, the budget will reflect a \$170k surplus from insurance premiums tax as a result of the 2011 census.

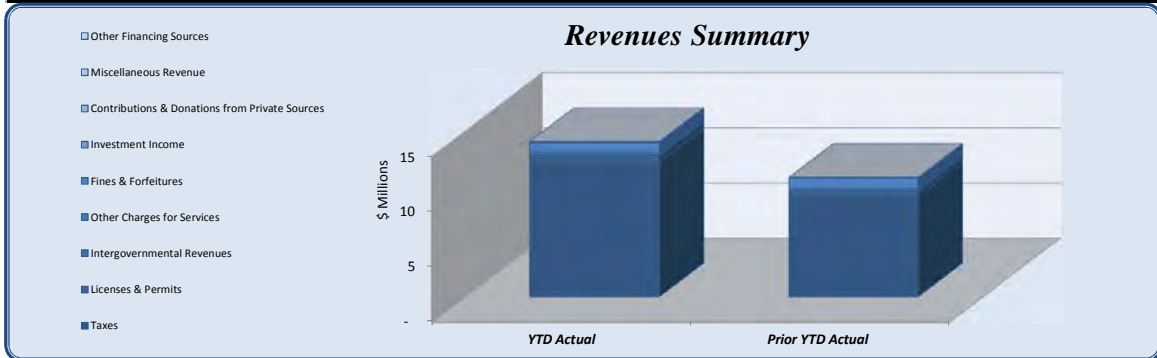
Expenses to date, nothing negative has occurred that would warrant a shift in budgetary priorities. The large increase over last year in Police and Finance is because we transfer debt service funds in January 2011 whereas the funds were transferred last time in December 2009. Please note a budget amendment was approved in June has realigned several variances. All departments realigned their budgets for the remainder of 2011 but will not require any additional funds (internal adjustments only.)

As Finance Director, I have reviewed this report. I am not aware of any material untrue statements or material omission; nor do I consider anything misleading. The financial statements and related information fairly present the financial condition and the results in all material respects. Management is responsible for internal controls and periodically evaluates these internal controls. No deficiencies in internal controls were discovered.

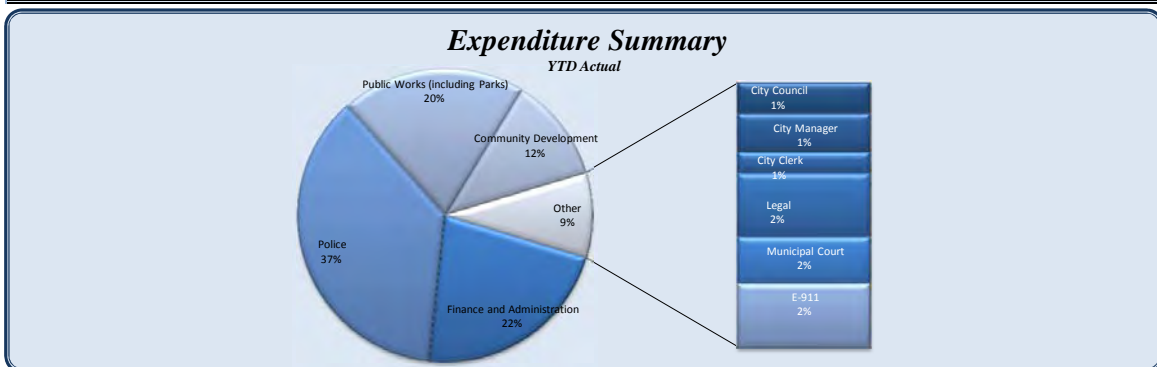
City of Dunwoody
YTD Statement of Revenues and
Expenses Through September 30, 2011

#K.2.

| Revenues | Total Annual Budget | YTD Budget | YTD Actual | YTD Variance | | Prior YTD Actual | Flux (Diff from Prior Year) |
|--|---------------------|-------------------|-------------------|--------------|-------------------|-------------------|--------------------------------|
| | | | | (\$ '000) | (% of YTD Budget) | | |
| Taxes | 17,920,000 | 10,746,500 | 12,212,004 | 1,466 | 114% | 9,120,925 | 3,091,079 |
| Licenses & Permits | 780,000 | 322,500 | 606,089 | 284 | 188% | 507,574 | 98,515 |
| Intergovernmental Revenues | 275,000 | - | 76,562 | 77 | | 17,648 | 58,914 |
| Other Charges for Services | 392,000 | 121,375 | 242,574 | 121 | 200% | 223,568 | 19,006 |
| Fines & Forfeitures | 1,240,000 | 930,000 | 855,818 | (74) | 92% | 908,336 | (52,518) |
| Investment Income | 5,000 | 3,750 | 10,242 | 6 | 273% | 7,861 | 2,381 |
| Contributions & Donations from Private Sources | | | | | | | |
| Sources | 7,000 | 6,500 | 10,560 | 4 | 162% | 5,546 | 5,015 |
| Miscellaneous Revenue | 63,000 | 47,250 | 77,602 | 30 | 164% | 39,404 | 38,198 |
| Other Financing Sources | - | - | - | - | | - | - |
| Total Revenues | 20,682,000 | 12,177,875 | 14,091,452 | 1,914 | 116% | 10,830,862 | 3,260,590 |



| Expenditures | Total Annual Budget | YTD Budget | YTD Actual | Variance | | Prior YTD Actual | Flux (Diff from Prior Year) |
|--------------------------------|---------------------|-------------------|-------------------|--------------|-------------------|-------------------|--------------------------------|
| | | | | (\$ '000) | (% of YTD Budget) | | |
| City Council | 191,904 | 153,747 | 136,477 | 17 | 89% | 158,004 | 21,527 |
| City Manager | 232,265 | 171,932 | 169,677 | 2 | 99% | 163,958 | (5,720) |
| City Clerk | 198,133 | 99,864 | 94,479 | 5 | 95% | 120,449 | 25,971 |
| Legal | 567,000 | 424,552 | 280,670 | 144 | 66% | 197,200 | (83,470) |
| Finance and Administration | 3,926,606 | 3,057,823 | 2,774,510 | 283 | 91% | 2,371,519 | (402,991) |
| Municipal Court | 288,336 | 221,869 | 205,411 | 16 | 93% | 122,741 | (82,671) |
| Police | 5,906,741 | 4,630,188 | 4,614,166 | 16 | 100% | 3,504,931 | (1,109,235) |
| E-911 | - | - | 284,665 | (285) | | - | (284,665) |
| Public Works (including Parks) | 6,042,047 | 2,705,737 | 2,546,327 | 159 | 94% | 2,045,828 | (500,499) |
| Community Development | 2,315,750 | 1,736,810 | 1,461,908 | 275 | 84% | 1,418,529 | (43,378) |
| Contingency | 575,000 | 431,250 | - | 431 | 0% | - | - |
| Total Expenditures | 20,243,782 | 13,633,771 | 12,568,290 | 1,065 | 92% | 10,103,158 | (2,465,132) |



| | | | | | | |
|--|----------------|--------------------|------------------|------------------|----------------|----------------|
| Total Revenues over/(under) Expenditure | 438,218 | (1,455,896) | 1,523,162 | 2,979,058 | 727,703 | 795,458 |
|--|----------------|--------------------|------------------|------------------|----------------|----------------|

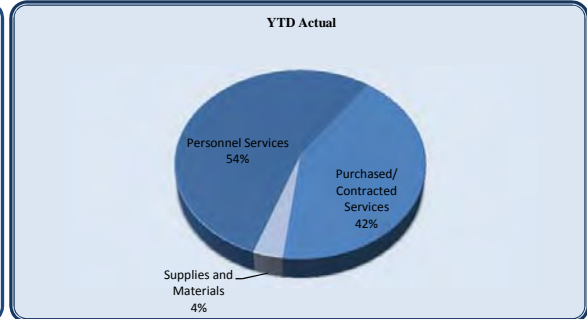
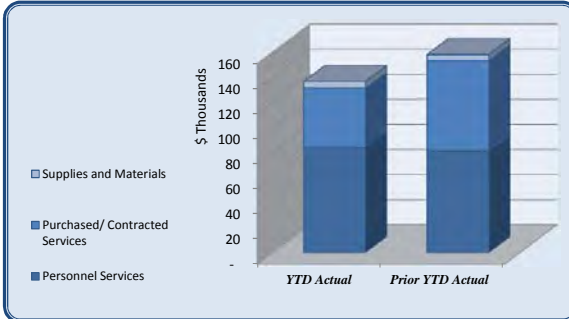
City of Dunwoody
YTD Statement of Revenues and
Expenses Through September 30, 2011

| <i>Revenues</i> | | | | | | | |
|---|---------------------|-------------------|-------------------|--------------|-------------------|-------------------|------------------------|
| | Total Annual Budget | YTD Budget | YTD Actual | Variance | | Prior YTD Actual | Flux |
| | | | | (\$ '000) | (% of YTD Budget) | | (Diff from Prior Year) |
| Real Property Tax | 5,200,000 | 2,250,000 | 2,554,255 | 304 | 114% | 2,805,889 | (251,634) |
| Personal Property Tax | 350,000 | 80,000 | 205,335 | 125 | 257% | 223,767 | (18,432) |
| Motor Vehicle | 240,000 | 180,000 | 192,736 | 13 | 107% | 200,904 | (8,169) |
| Intangibles (Reg & Recording) | 60,000 | 45,000 | 71,266 | 26 | 158% | 53,755 | 17,511 |
| Franchise Fees | 3,330,000 | 3,116,500 | 3,384,164 | 268 | 109% | 867,444 | 2,516,720 |
| Homestead Option Sales Tax | 2,400,000 | 1,200,000 | 1,957,163 | 757 | 163% | 1,220,920 | 736,243 |
| Hotel/Motel Tax | 1,020,000 | 765,000 | 805,526 | 41 | 105% | 810,112 | (4,586) |
| Alcoholic Beverage Excise Tax | 560,000 | 420,000 | 415,742 | (4) | 99% | 435,420 | (19,678) |
| MVR Excise Tax | 100,000 | 75,000 | 77,281 | 2 | 103% | 74,021 | 3,260 |
| Business & Occupation Tax | 2,600,000 | 2,555,000 | 2,421,324 | (134) | 95% | 2,354,022 | 67,302 |
| Insurance Premium Tax | 2,000,000 | - | - | - | - | - | - |
| Financial Institutions Tax | 60,000 | 60,000 | 101,622 | 42 | 169% | 53,256 | 48,367 |
| Penalties & int on delinq tax | - | - | 2,245 | 2 | - | 3,046 | (801) |
| Pen & Int on delinq taxes-Business | - | - | 23,344 | 23 | - | 18,369 | 4,975 |
| Taxes | 17,920,000 | 10,746,500 | 12,212,004 | 1,466 | 114% | 9,120,925 | 3,091,079 |
| Alcoholic Beverage Licenses | 350,000 | - | 28,752 | 29 | - | 31,357 | (2,605) |
| Planning & Zoning Fees | 20,000 | 15,000 | 6,980 | (8) | 47% | 16,235 | (9,255) |
| Bldg Structures & Equipment | 400,000 | 300,000 | 570,157 | 270 | 190% | 459,982 | 110,175 |
| Soil Erosion | 5,000 | 3,750 | 200 | (4) | 5% | - | 200 |
| Tree Bank | 5,000 | 3,750 | - | (4) | 0% | - | - |
| Licenses & Permits | 780,000 | 322,500 | 606,089 | 284 | 188% | 507,574 | 98,515 |
| Federal Grants | - | - | 18,853 | 19 | - | 2,000 | 16,853 |
| State Grants | - | - | 57,709 | 58 | - | 15,648 | 42,061 |
| Local Government Grants | 275,000 | - | - | - | - | - | - |
| Intergovernmental Revenues | 275,000 | - | 76,562 | 77 | - | 17,648 | 58,914 |
| Election Qualifying Fees | 1,500 | 1,500 | 3,600 | 2 | 240% | 360 | 3,240 |
| Special Police Services | 1,500 | 1,125 | 11,045 | 10 | 982% | 7,395 | 3,650 |
| Fingerprinting Fee | 5,000 | 3,750 | 5,165 | 1 | 138% | 5,241 | (76) |
| Public Safety-Other | 34,000 | 25,500 | 28,003 | 3 | 110% | 27,813 | 190 |
| Special Assessments | 23,000 | 5,750 | 11,066 | 5 | 192% | 11,567 | (500) |
| Streetlight Fees | 327,000 | 83,750 | 168,445 | 85 | 201% | 160,717 | 7,728 |
| Recreation Program Fees | - | - | 10,500 | 10 | - | 8,616 | 1,884 |
| Pavilion Rentals | - | - | 4,750 | 5 | - | 1,800 | 2,950 |
| NSF Fees | - | - | - | - | - | 60 | (60) |
| Other Charges for Services | 392,000 | 121,375 | 242,574 | 121 | 200% | 223,568 | 19,006 |
| Municipal Court Fines & Forfeitures | 1,240,000 | 930,000 | 855,518 | (74) | 92% | 908,336 | (52,818) |
| Cash Confiscation | - | - | 300 | 0 | - | - | 300 |
| Fines & Forfeitures | 1,240,000 | 930,000 | 855,818 | (74) | 92% | 908,336 | (52,518) |
| Interest Revenue | 5,000 | 3,750 | 10,242 | 6 | 273% | 7,861 | 2,381 |
| Investment Income | 5,000 | 3,750 | 10,242 | 6 | 273% | 7,861 | 2,381 |
| Contr & Don From Priv Sources | 2,000 | 1,500 | - | (2) | 0% | - | - |
| Explorer Donations | 5,000 | 5,000 | 10,560 | 6 | 211% | 5,546 | 5,015 |
| Contributions & Donations from Private | 7,000 | 6,500 | 10,560 | 4 | 162% | 5,546 | 5,015 |
| Rents & Royalties | 59,000 | 44,250 | 45,275 | 1 | 102% | - | 45,275 |
| Reimb for damaged property | - | - | 23,101 | 23 | - | 27,105 | (4,003) |
| Other Charges For Services | 4,000 | 3,000 | 9,225 | 6 | 308% | 12,299 | (3,074) |
| Miscellaneous Revenue | 63,000 | 47,250 | 77,602 | 30 | 164% | 39,404 | 38,198 |
| Total Revenues | 20,682,000 | 12,177,875 | 14,091,452 | 1,914 | 116% | 10,830,862 | 3,260,590 |

City of Dunwoody
YTD Statement of Revenues and
Expenses Through September 30, 2011

#K.2.

| <i>City Council</i> | | | | | | | |
|--------------------------------|---------------------|----------------|----------------|--------------------|-------------------|------------------|-----------------------------|
| | Total Annual Budget | YTD Budget | YTD Actual | Variance (\$ '000) | (% of YTD Budget) | Prior YTD Actual | Flux (Diff from Prior Year) |
| Personnel Services | 113,800 | 85,149 | 84,019 | 1 | 99% | 81,108 | (2,911) |
| Purchased/ Contracted Services | 62,750 | 55,935 | 47,246 | 9 | 84% | 72,157 | 24,911 |
| Supplies and Materials | 15,354 | 12,664 | 5,212 | 7 | 41% | 4,740 | (473) |
| Total City Council | 191,904 | 153,747 | 136,477 | 17 | 89% | 158,004 | 21,527 |

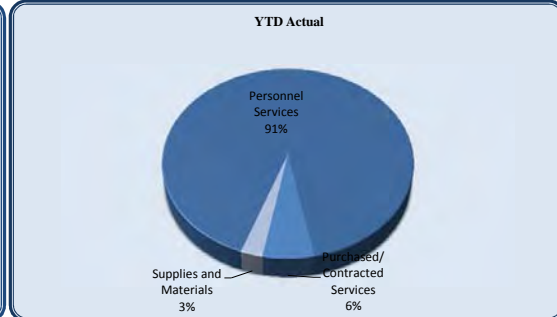
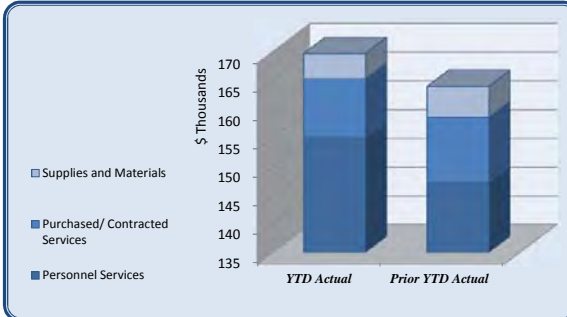


| <i>City Council</i> | | | | | | | |
|---------------------------------------|---------------------|----------------|----------------|--------------------|-------------------|------------------|-----------------------------|
| | Total Annual Budget | YTD Budget | YTD Actual | Variance (\$ '000) | (% of YTD Budget) | Prior YTD Actual | Flux (Diff from Prior Year) |
| Regular Salaries | 88,000 | 65,997 | 66,000 | (0) | 100% | 63,000 | (3,000) |
| Group Insurance | 19,000 | 14,086 | 13,112 | 1 | 93% | 11,971 | (1,142) |
| Social Security | 5,500 | 4,106 | 3,977 | 0 | 97% | 3,778 | (199) |
| Medicare | 1,300 | 960 | 930 | 0 | 97% | 884 | (47) |
| Unemployment Insurance | - | - | - | - | - | 1,475 | 1,475 |
| Personnel Services | 113,800 | 85,149 | 84,019 | 1 | 99% | 81,108 | (2,911) |
| Professional Services | 3,000 | 2,250 | 1,050 | 1 | 47% | 1,345 | 295 |
| Technical Services | 500 | 622 | 7 | 1 | 1% | 262 | 255 |
| Property/Liability Insurance | 38,000 | 38,000 | 37,750 | 0 | 99% | 61,432 | 23,682 |
| Communications | 1,500 | 1,252 | 385 | 1 | 31% | 636 | 251 |
| Printing & Binding | 2,000 | 500 | 201 | 0 | 40% | 150 | (51) |
| Travel | 6,750 | 5,067 | 4,404 | 1 | 87% | 3,685 | (720) |
| Dues & Fees | 1,000 | 747 | 30 | 1 | 4% | 90 | 60 |
| Education & Training | 10,000 | 7,497 | 3,419 | 4 | 46% | 4,558 | 1,139 |
| Purchased/ Contracted Services | 62,750 | 55,935 | 47,246 | 9 | 84% | 72,157 | 24,911 |
| Supplies | 7,354 | 6,339 | 1,520 | 5 | 24% | 625 | (895) |
| Food | 5,000 | 4,075 | 2,758 | 1 | 68% | 4,045 | 1,287 |
| Books & Periodicals | 500 | 378 | - | 0 | 0% | 69 | 69 |
| Small Equipment | 2,500 | 1,872 | 934 | 1 | 50% | - | (934) |
| Supplies and Materials | 15,354 | 12,664 | 5,212 | 7 | 41% | 4,740 | (473) |
| Total City Council | 191,904 | 153,747 | 136,477 | 17 | 89% | 158,004 | 21,527 |

City of Dunwoody
YTD Statement of Revenues and
Expenses Through September 30, 2011

| City Manager | Total Annual | YTD Budget | YTD Actual | Variance (% of YTD Budget) | Prior YTD Actual | Flux (Diff from Prior Year) |
|--------------|--------------|------------|------------|----------------------------------|------------------|-----------------------------------|
| | Budget | | | | | |

| | | | | | | | |
|--------------------------------|----------------|----------------|----------------|----------|------------|----------------|----------------|
| Personnel Services | 210,165 | 157,622 | 155,032 | 3 | 98% | 147,238 | (7,794) |
| Purchased/ Contracted Services | 14,000 | 10,406 | 10,263 | 0 | 99% | 11,329 | 1,066 |
| Supplies and Materials | 8,100 | 3,905 | 4,382 | (0) | 112% | 5,391 | 1,009 |
| Total City Manager | 232,265 | 171,932 | 169,677 | 2 | 99% | 163,958 | (5,720) |



| City Manager | Total Annual | YTD Budget | YTD Actual | Variance (% of YTD Budget) | Prior YTD Actual | Flux (Diff from Prior Year) |
|--------------|--------------|------------|------------|----------------------------------|------------------|-----------------------------------|
| | Budget | | | | | |

| | | | | | | | |
|---------------------------|----------------|----------------|----------------|----------|------------|----------------|----------------|
| Regular Salaries | 162,000 | 121,500 | 121,221 | 0 | 100% | 115,301 | (5,920) |
| Employee Benefits | - | - | - | - | - | - | - |
| Group Insurance | 20,000 | 15,000 | 13,425 | 2 | 90% | 12,958 | (468) |
| Medicare | 2,350 | 1,763 | 1,706 | 0 | 97% | 1,660 | (46) |
| Retirement | 25,500 | 19,125 | 18,680 | 0 | 98% | 17,097 | (1,583) |
| Unemployment Insurance | - | - | - | - | - | 223 | 223 |
| Workers' Compensation | 315 | 234 | - | 0 | 0% | - | - |
| Personnel Services | 210,165 | 157,622 | 155,032 | 3 | 98% | 147,238 | (7,794) |

| | | | | | | | |
|---------------------------------------|---------------|---------------|---------------|----------|------------|---------------|--------------|
| Professional Services | 3,500 | 2,625 | 216 | 2 | 8% | 105 | (111) |
| Technical Services | - | - | 192 | (0) | - | 619 | 427 |
| Communications | 1,900 | 1,375 | 1,486 | (0) | 108% | 1,901 | 415 |
| Printing & Binding | 600 | 150 | 593 | (0) | 395% | 18 | (575) |
| Travel | 3,000 | 2,250 | 3,239 | (1) | 144% | 2,822 | (417) |
| Dues & Fees | 3,500 | 2,628 | 3,102 | (0) | 118% | 3,789 | 686 |
| Education & Training | 1,500 | 1,378 | 1,315 | 0 | 95% | 2,075 | 760 |
| Contract Labor | - | - | - | - | - | - | - |
| Purchased/ Contracted Services | 14,000 | 10,406 | 10,263 | 0 | 99% | 11,329 | 1,066 |

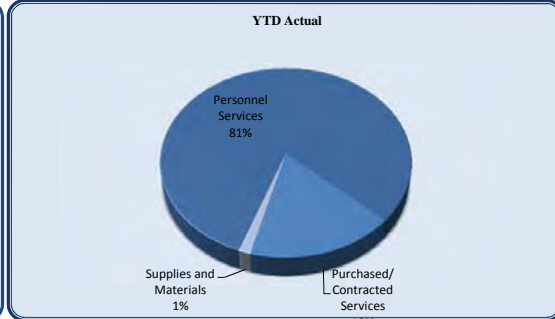
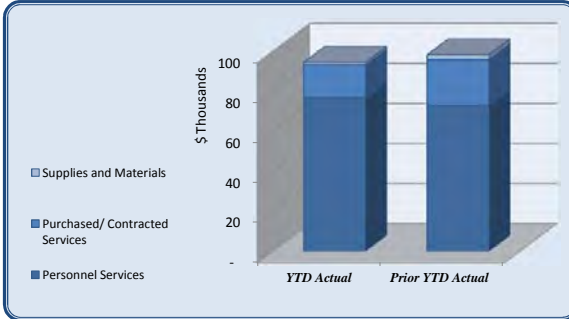
| | | | | | | | |
|-------------------------------|--------------|--------------|--------------|------------|-------------|--------------|--------------|
| Supplies | 5,000 | 2,253 | 2,575 | (0) | 114% | 1,305 | (1,270) |
| Gasoline | 100 | 25 | 37 | (0) | 148% | - | (37) |
| Food | 1,200 | 680 | 732 | (0) | 108% | 3,221 | 2,489 |
| Books & Periodicals | 100 | 25 | 69 | (0) | 276% | 247 | 178 |
| Small Equipment | 1,700 | 922 | 969 | (0) | 105% | 618 | (351) |
| Supplies and Materials | 8,100 | 3,905 | 4,382 | (0) | 112% | 5,391 | 1,009 |

| | | | | | | | |
|---------------------------|----------------|----------------|----------------|----------|------------|----------------|----------------|
| Total City Manager | 232,265 | 171,932 | 169,677 | 2 | 99% | 163,958 | (5,720) |
|---------------------------|----------------|----------------|----------------|----------|------------|----------------|----------------|

City of Dunwoody
YTD Statement of Revenues and
Expenses Through September 30, 2011

#K.2.

| City Clerk | Total Annual | YTD Budget | YTD Actual | Variance | Prior YTD Actual | Flux |
|--------------------------------|----------------|---------------|---------------|-------------------|------------------|---------------|
| | Budget | | | (% of YTD Budget) | | |
| | | | | (\$ '000) | | |
| Personnel Services | 103,390 | 78,610 | 76,658 | 2 | 98% | (3,730) |
| Purchased/ Contracted Services | 90,750 | 17,959 | 16,516 | 1 | 92% | 6,468 |
| Supplies and Materials | 3,993 | 3,295 | 1,305 | 2 | 40% | 1,031 |
| Total City Clerk | 198,133 | 99,864 | 94,479 | 5 | 95% | 25,971 |

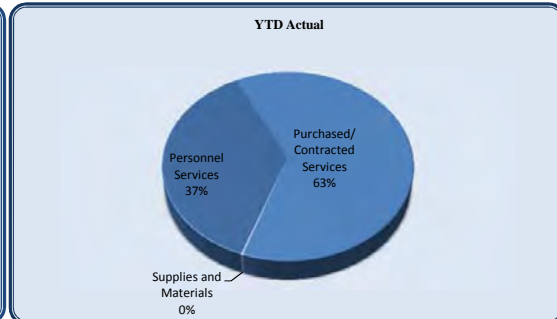
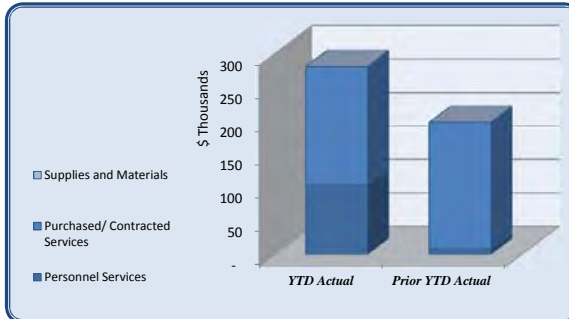


| City Clerk | Total Annual | YTD Budget | YTD Actual | Variance | Prior YTD Actual | Flux |
|---------------------------------------|----------------|---------------|---------------|-------------------|------------------|----------------|
| | Budget | | | (% of YTD Budget) | | |
| | | | | (\$ '000) | | |
| Salaries | 80,000 | 60,289 | 59,415 | 1 | 99% | (2,729) |
| Employee Benefits | - | - | - | - | - | - |
| Group Insurance | 8,950 | 7,619 | 6,659 | 1 | 87% | (335) |
| Medicare | 1,125 | 859 | 848 | 0 | 99% | (25) |
| Retirement | 13,000 | 9,610 | 9,736 | (0) | 101% | (863) |
| Unemployment Insurance | - | - | - | - | - | 223 |
| Workers' Compensation | 315 | 234 | - | 0 | 0% | - |
| Personnel Services | 103,390 | 78,610 | 76,658 | 2 | 98% | (3,730) |
| Professional Services | 75,000 | 7,497 | 9,790 | (2) | 131% | 10,385 |
| Technical Services | 500 | 378 | 114 | 0 | 30% | (2) |
| Communications | 1,500 | 1,378 | 873 | 1 | 63% | (21) |
| Advertising | 8,000 | 3,003 | 993 | 2 | 33% | (606) |
| Printing & Binding | - | 253 | - | 0 | 0% | 37 |
| Travel | 3,250 | 2,692 | 2,864 | (0) | 106% | (1,820) |
| Dues & Fees | 500 | 378 | 258 | 0 | 68% | (156) |
| Education & Training | 2,000 | 2,380 | 1,625 | 1 | 68% | (1,150) |
| Purchased/ Contracted Services | 90,750 | 17,959 | 16,516 | 1 | 92% | 6,468 |
| Supplies | 2,500 | 1,872 | 921 | 1 | 49% | (70) |
| Food | 600 | 450 | 144 | 0 | 32% | 457 |
| Books & Periodicals | 250 | 316 | 241 | 0 | 76% | 111 |
| Small Equipment | 643 | 658 | - | 1 | 0% | 532 |
| Supplies and Materials | 3,993 | 3,295 | 1,305 | 2 | 40% | 1,031 |
| Total City Clerk | 198,133 | 99,864 | 94,479 | 5 | 95% | 25,971 |

City of Dunwoody
YTD Statement of Revenues and
Expenses Through September 30, 2011

| Legal | Total Annual | | YTD Actual | Variance | Prior YTD Actual | Flux |
|-------|--------------|------------|------------|-------------------|------------------|------------------------|
| | Budget | YTD Budget | | | | |
| | | | | (% of YTD Budget) | | (Diff from Prior Year) |
| | | | | (\$ '000) | | |

| | | | | | | | |
|--------------------------------|----------------|----------------|----------------|------------|------------|----------------|-----------------|
| Personnel Services | 152,772 | 112,033 | 103,747 | 8 | 93% | 7,900 | (95,847) |
| Purchased/ Contracted Services | 413,428 | 311,819 | 176,193 | 136 | 57% | 189,154 | 12,961 |
| Supplies and Materials | 800 | 700 | 730 | (0) | 104% | 146 | (584) |
| Total Legal | 567,000 | 424,552 | 280,670 | 144 | 66% | 197,200 | (83,470) |



| Legal | Total Annual | | YTD Actual | Variance | Prior YTD Actual | Flux |
|-------|--------------|------------|------------|-------------------|------------------|------------------------|
| | Budget | YTD Budget | | | | |
| | | | | (% of YTD Budget) | | (Diff from Prior Year) |
| | | | | (\$ '000) | | |

| | | | | | | | |
|---------------------------|----------------|----------------|----------------|----------|------------|--------------|-----------------|
| Salaries | 120,447 | 88,071 | 82,017 | 6 | 93% | - | (82,017) |
| Group Insurance | 10,850 | 8,236 | 7,999 | 0 | 97% | 7,900 | (98) |
| Medicare | 1,385 | 1,187 | 1,147 | 0 | 97% | - | (1,147) |
| Retirement | 19,834 | 14,348 | 12,585 | 2 | 88% | - | (12,585) |
| Workers' Compensation | 256 | 192 | - | 0 | 0% | - | - |
| Personnel Services | 152,772 | 112,033 | 103,747 | 8 | 93% | 7,900 | (95,847) |

| | | | | | | | |
|---------------------------------------|----------------|----------------|----------------|------------|------------|----------------|---------------|
| Professional Services | 59,500 | 44,500 | 37,164 | 7 | 84% | 28,953 | (8,211) |
| Professional Services-Legal | 80,955 | 60,716 | 72,767 | (12) | 120% | 138,624 | 65,857 |
| Professional Services-Litigation | 264,223 | 198,167 | 61,133 | 137 | 31% | 15,527 | (45,606) |
| Technical Services | 7,000 | 5,500 | 3,710 | 2 | 67% | 4,365 | 655 |
| Communications | 1,000 | 375 | 554 | (0) | 148% | 11 | (543) |
| Printing & Binding | 300 | 325 | - | 0 | 0% | 272 | 272 |
| Travel | 100 | 898 | 551 | 0 | 61% | 511 | (41) |
| Dues & Fees | 350 | 588 | 313 | 0 | 53% | 286 | (27) |
| Education & Training | - | 750 | - | 1 | 0% | 605 | 605 |
| Purchased/ Contracted Services | 413,428 | 311,819 | 176,193 | 136 | 57% | 189,154 | 12,961 |

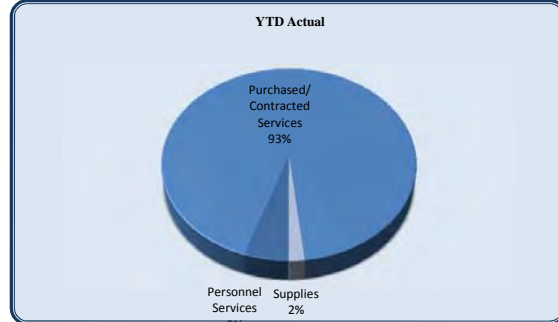
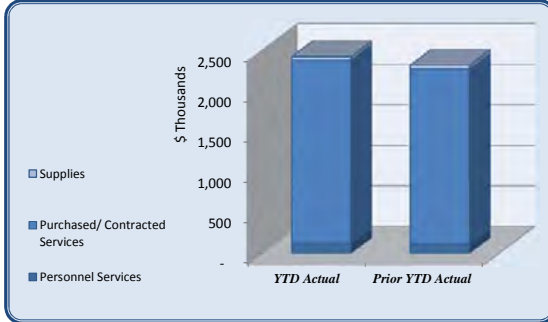
| | | | | | | | |
|-------------------------------|------------|------------|------------|------------|-------------|------------|--------------|
| Supplies | 300 | 200 | 230 | (0) | 115% | 112 | (118) |
| Food | 500 | 500 | 500 | - | 100% | 33 | (467) |
| Supplies and Materials | 800 | 700 | 730 | (0) | 104% | 146 | (584) |

| | | | | | | | |
|--------------------|----------------|----------------|----------------|------------|------------|----------------|-----------------|
| Total Legal | 567,000 | 424,552 | 280,670 | 144 | 66% | 197,200 | (83,470) |
|--------------------|----------------|----------------|----------------|------------|------------|----------------|-----------------|

City of Dunwoody
YTD Statement of Revenues and
Expenses Through September 30, 2011

#K.2.

| <i>Finance and Administration</i> | Total Annual | YTD Budget | YTD Actual | Variance | Prior YTD Actual | Flux |
|---|------------------|------------------|------------------|------------|------------------|----------------------------|
| | Budget | | | | | |
| | | | | (\$ '000) | | |
| Personnel Services | 193,034 | 144,716 | 126,505 | 18 | 87% | 116,693 (9,812) |
| Purchased/ Contracted Services | 3,254,422 | 2,478,329 | 2,253,231 | 225 | 91% | 2,156,097 (97,133) |
| Supplies | 127,750 | 83,378 | 43,374 | 40 | 52% | 45,742 2,368 |
| Total Finance and Administration | 3,926,606 | 3,057,823 | 2,774,510 | 283 | 91% | 2,371,519 (402,991) |

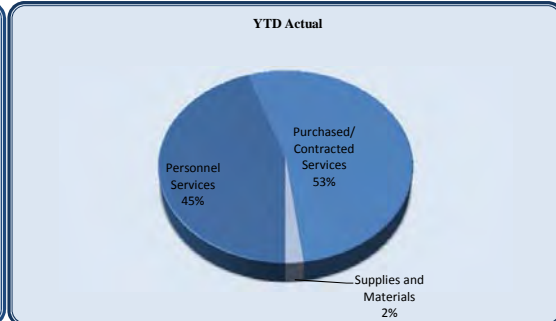
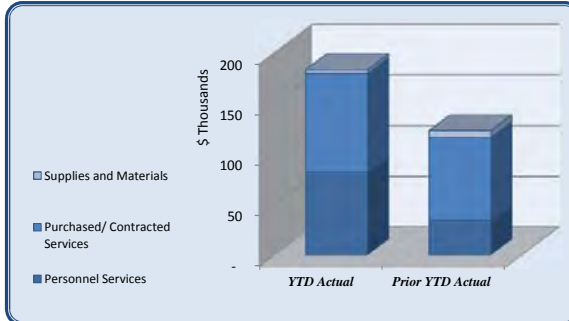


| <i>Finance and Administration</i> | Total Annual | YTD Budget | YTD Actual | Variance | Prior YTD Actual | Flux |
|---|------------------|------------------|------------------|------------|------------------|----------------------------|
| | Budget | | | | | |
| | | | | (\$ '000) | | |
| Regular Salaries | 120,945 | 90,711 | 88,415 | 2 | 97% | 85,250 (3,165) |
| Group Insurance | 15,854 | 11,889 | 10,195 | 2 | 86% | 9,941 (254) |
| Medicare | 1,720 | 1,287 | 1,215 | 0 | 94% | 1,196 (19) |
| Retirement | 19,200 | 14,345 | 13,909 | 0 | 97% | 12,233 (1,676) |
| Unemployment Insurance | - | - | - | - | - | 407 407 |
| Workers' Compensation | 315 | 234 | - | 0 | 0% | - - |
| Other Employee Benefits | 35,000 | 8,750 | 12,771 | (4) | 146% | 7,665 (5,105) |
| Personnel Services | 193,034 | 144,716 | 126,505 | 18 | 87% | 116,693 (9,812) |
| Official/Admin Services-CGA | 2,018,540 | 1,513,905 | 1,515,671 | (2) | 100% | 1,425,141 (90,530) |
| Professional Services | 278,180 | 217,385 | 138,517 | 79 | 64% | 155,654 17,137 |
| Technical Services | 53,256 | 42,540 | 37,572 | 5 | 88% | 36,639 (933) |
| Repairs & Maintenance | 127,964 | 99,723 | 60,690 | 39 | 61% | 62,509 1,818 |
| Rentals | 511,200 | 383,400 | 329,898 | 54 | 86% | 327,722 (2,175) |
| Insurance | 52,000 | 52,000 | 51,753 | 0 | 100% | 71,432 19,679 |
| Communications | 46,052 | 34,539 | 26,664 | 8 | 77% | 32,458 5,794 |
| Advertising | 63,500 | 47,625 | 37,368 | 10 | 78% | 8,820 (28,548) |
| Printing & Binding | 27,900 | 23,615 | 12,526 | 11 | 53% | 1,091 (11,435) |
| Travel | 7,500 | 6,725 | 4,142 | 3 | 62% | 3,964 (178) |
| Dues & Fees | 22,030 | 19,748 | 20,932 | (1) | 106% | 18,182 (2,750) |
| Education & Training | 30,300 | 25,125 | 6,909 | 18 | 27% | 3,637 (3,272) |
| Other Charges | 16,000 | 12,000 | 10,590 | 1 | 88% | 8,848 (1,742) |
| Purchased/ Contracted Services | 3,254,422 | 2,478,329 | 2,253,231 | 225 | 91% | 2,156,097 (97,133) |
| Supplies | 26,700 | 17,675 | 16,290 | 1 | 92% | 16,889 599 |
| Electricity | 45,000 | 33,750 | 17,100 | 17 | 51% | 8,130 (8,969) |
| Diesel | 10,000 | 7,500 | - | 8 | 0% | - - |
| Food | 13,900 | 10,275 | 3,066 | 7 | 30% | 6,735 3,669 |
| Books & Periodicals | 2,150 | 2,178 | 254 | 2 | 12% | 380 126 |
| Small Equipment | 30,000 | 12,000 | 6,665 | 5 | 56% | 13,609 - |
| Supplies | 127,750 | 83,378 | 43,374 | 40 | 52% | 45,742 2,368 |
| Debt Service | - | - | - | - | - | 8,092 8,092 |
| Transfers to Debt Service Fund | 205,400 | 205,400 | 205,400 | - | 100% | 43,594 (161,806) |
| Transfers Out | 351,400 | 351,400 | 351,400 | - | 100% | 43,594 (307,806) |
| Total Finance and Administration | 3,926,606 | 3,057,823 | 2,774,510 | 283 | 91% | 2,371,519 (402,991) |

City of Dunwoody
YTD Statement of Revenues and
Expenses Through September 30, 2011

| <i>Municipal Court</i> | Total Annual Budget | YTD Budget | YTD Actual | Variance | Prior YTD Actual | Flux |
|------------------------|------------------------|------------|------------|----------|------------------|------|
| | | | | | | |

| | | | | | | | |
|--------------------------------|----------------|----------------|----------------|-----------|------------|----------------|-----------------|
| Personnel Services | 109,946 | 82,230 | 81,786 | 0 | 99% | 33,956 | (47,830) |
| Purchased/ Contracted Services | 151,990 | 111,764 | 97,367 | 14 | 87% | 82,238 | (15,129) |
| Supplies and Materials | 3,900 | 5,375 | 3,758 | 2 | 70% | 6,547 | 2,788 |
| Total Municipal Court | 288,336 | 221,869 | 205,411 | 16 | 93% | 122,741 | (82,671) |



| <i>Municipal Court</i> | Total Annual Budget | YTD Budget | YTD Actual | Variance | Prior YTD Actual | Flux |
|------------------------|------------------------|------------|------------|----------|------------------|------|
| | | | | | | |

| | | | | | | | |
|---------------------------|----------------|---------------|---------------|----------|------------|---------------|-----------------|
| Salaries | 83,748 | 63,503 | 63,046 | 0 | 99% | 27,906 | (35,139) |
| Group Insurance | 11,150 | 7,413 | 8,026 | (1) | 108% | 1,927 | (6,099) |
| Medicare | 1,092 | 880 | 884 | (0) | 100% | 360 | (524) |
| Retirement | 13,567 | 10,144 | 9,831 | 0 | 97% | 3,346 | (6,485) |
| Unemployment Insurance | - | - | - | - | - | 417 | 417 |
| Workers' Compensation | 389 | 290 | - | 0 | 0% | - | - |
| Personnel Services | 109,946 | 82,230 | 81,786 | 0 | 99% | 33,956 | (47,830) |

| | | | | | | | |
|---------------------------------------|----------------|----------------|---------------|-----------|------------|---------------|-----------------|
| Professional Services | 42,000 | 31,500 | 24,609 | 7 | 78% | 23,903 | (707) |
| Professional Services-Court Solicitor | 33,190 | 23,020 | 20,280 | 3 | 88% | 33,835 | 13,555 |
| Professional Services-Public Defender | 10,000 | 7,497 | 517 | 7 | 7% | 5,285 | 4,768 |
| Technical Services | 30,000 | 22,500 | 18,756 | 4 | 83% | 12,608 | (6,148) |
| Repairs & Maintenance | 28,000 | 17,400 | 26,645 | (9) | 153% | 550 | (26,095) |
| Rentals | 4,000 | 2,997 | 2,602 | 0 | 87% | 2,638 | 36 |
| Communications | 2,800 | 2,050 | 2,085 | (0) | 102% | 998 | (1,087) |
| Printing & Binding | 100 | 75 | 87 | (0) | 116% | 37 | (50) |
| Travel | 700 | 2,050 | 663 | 1 | 32% | 1,477 | 814 |
| Dues & Fees | 400 | 600 | 335 | 0 | 56% | 457 | 122 |
| Education & Training | 800 | 2,075 | 788 | 1 | 38% | 450 | (338) |
| Purchased/ Contracted Services | 151,990 | 111,764 | 97,367 | 14 | 87% | 82,238 | (15,129) |

| | | | | | | | |
|-------------------------------|--------------|--------------|--------------|----------|------------|--------------|--------------|
| Supplies | 2,800 | 3,850 | 2,648 | 1 | 69% | 4,363 | 1,715 |
| Books & Periodicals | 300 | 575 | 390 | 0 | 68% | 10 | (380) |
| Small Equipment | 800 | 950 | 720 | 0 | 76% | 2,174 | 1,453 |
| Supplies and Materials | 3,900 | 5,375 | 3,758 | 2 | 70% | 6,547 | 2,788 |

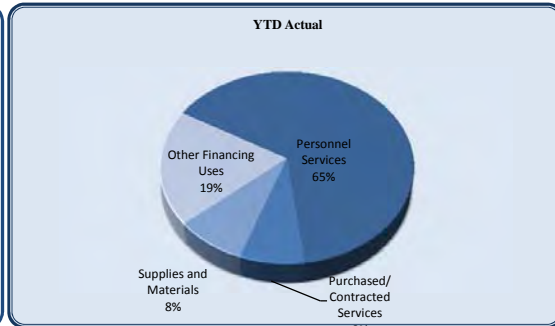
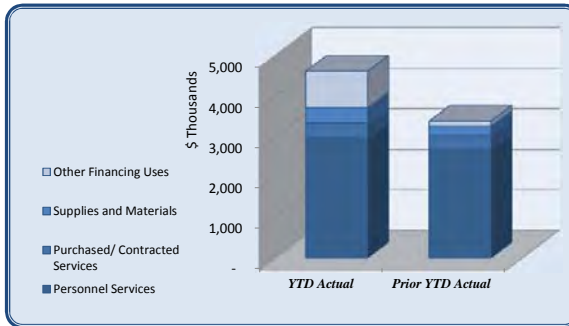
| | | | | | | | |
|--------------------------------|---------------|---------------|---------------|----------|-------------|----------|-----------------|
| Transfers to Debt Service Fund | 22,500 | 22,500 | 22,500 | - | 100% | - | (22,500) |
| Other Financing Uses | 22,500 | 22,500 | 22,500 | - | 100% | - | (22,500) |

| | | | | | | | |
|------------------------------|----------------|----------------|----------------|-----------|------------|----------------|-----------------|
| Total Municipal Court | 288,336 | 221,869 | 205,411 | 16 | 93% | 122,741 | (82,671) |
|------------------------------|----------------|----------------|----------------|-----------|------------|----------------|-----------------|

City of Dunwoody
YTD Statement of Revenues and
Expenses Through September 30, 2011

#K.2.

| Police | Total Annual | YTD Budget | YTD Actual | Variance (% of YTD Budget) | Prior YTD Actual | Flux (Diff from Prior Year) |
|--------------------------------|------------------|------------------|------------------|----------------------------------|------------------|-----------------------------------|
| | Budget | | | | | |
| Personnel Services | 4,069,319 | 3,051,990 | 2,980,495 | 71 | 98% | 2,683,793 (296,702) |
| Purchased/ Contracted Services | 518,851 | 429,548 | 349,460 | 80 | 81% | 346,457 (3,003) |
| Supplies and Materials | 368,296 | 248,675 | 384,236 | (136) | 155% | 231,027 (153,209) |
| Other Financing Uses | 950,275 | 899,975 | 899,975 | - | 100% | 124,077 (775,898) |
| Total Police | 5,906,741 | 4,630,188 | 4,614,166 | 16 | 100% | 3,504,931 (1,109,235) |



| Police | Total Annual | YTD Budget | YTD Actual | Variance (% of YTD Budget) | Prior YTD Actual | Flux (Diff from Prior Year) |
|-----------------------|------------------|------------------|------------------|----------------------------------|------------------|-----------------------------------|
| | Budget | | | | | |
| Regular Salaries | 2,763,633 | 2,072,727 | 2,067,684 | 5 | 100% | 1,835,783 (231,901) |
| Overtime Salaries | 250,000 | 187,497 | 155,841 | 32 | 83% | 189,408 33,567 |
| Total Salaries | 3,013,633 | 2,260,224 | 2,223,524 | 37 | 98% | 2,025,191 (198,334) |

| | | | | | | |
|---------------------------|------------------|------------------|------------------|-----------|------------|----------------------------|
| Employee Benefits | - | - | - | - | - | - |
| Group Insurance | 456,303 | 342,225 | 338,550 | 4 | 99% | 281,722 (56,828) |
| Medicare | 43,448 | 32,589 | 31,398 | 1 | 96% | 28,805 (1,594) |
| Retirement | 450,215 | 337,662 | 308,978 | 29 | 92% | 277,946 (31,032) |
| Tuition Reimbursement | - | - | - | - | - | 5,000 5,000 |
| Unemployment Insurance | - | - | - | - | - | 26,303 26,303 |
| Workers' Compensation | 105,720 | 79,290 | 78,045 | 1 | 98% | 38,827 (39,218) |
| Total Employee Benefits | 1,055,686 | 791,766 | 756,971 | 35 | 96% | 658,602 (98,369) |
| Personnel Services | 4,069,319 | 3,051,990 | 2,980,495 | 71 | 98% | 2,683,793 (296,702) |

| | | | | | | |
|---------------------------------------|----------------|----------------|----------------|-----------|------------|------------------------|
| Professional Services | 21,000 | 15,750 | 6,901 | 9 | 44% | 4,802 (2,099) |
| Technical Services | 39,653 | 32,736 | 23,596 | 9 | 72% | 22,852 (745) |
| Cleaning Services | - | - | - | - | - | - - |
| Repairs & Maintenance | 193,760 | 160,323 | 137,358 | 23 | 86% | 108,237 (29,121) |
| Rentals | 25,000 | 18,747 | 7,545 | 11 | 40% | 8,611 1,066 |
| Insurance | 89,600 | 89,600 | 71,535 | 18 | 80% | 117,911 46,375 |
| Claims | - | - | 172 | (0) | - | 1,000 828 |
| Communications | 57,572 | 43,182 | 40,323 | 3 | 93% | 37,735 (2,588) |
| Advertising | 3,500 | 2,628 | 8,676 | (6) | 330% | 557 (8,119) |
| Printing & Binding | 10,640 | 7,983 | 1,102 | 7 | 14% | 1,155 53 |
| Travel | 40,000 | 29,997 | 26,037 | 4 | 87% | 15,962 (10,075) |
| Dues & Fees | 10,231 | 7,677 | 6,846 | 1 | 89% | 3,270 (3,576) |
| Education & Training | 27,895 | 20,925 | 19,369 | 2 | 93% | 21,593 2,224 |
| Other Purchased Services-Other | - | - | - | - | - | 2,774 2,774 |
| Purchased/ Contracted Services | 518,851 | 429,548 | 349,460 | 80 | 81% | 346,457 (3,003) |

| | | | | | | |
|-------------------------------|----------------|----------------|----------------|--------------|-------------|--------------------------|
| Supplies | 90,976 | 68,229 | 93,149 | (25) | 137% | 66,969 (26,180) |
| Supplies-Explorer Program | 5,000 | 3,753 | 2,026 | 2 | 54% | 6,873 4,847 |
| Gasoline | 170,000 | 127,503 | 163,559 | (36) | 128% | 116,140 (47,419) |
| Food | 3,500 | 2,628 | 2,540 | 0 | 97% | 3,250 710 |
| Books & Periodicals | 7,500 | 5,625 | 1,585 | 4 | 28% | 938 (648) |
| Cash Over & Short | - | - | 1 | (0) | - | 8 7 |
| Small Equipment | 91,320 | 40,937 | 121,375 | (80) | 296% | 36,849 (84,526) |
| Supplies and Materials | 368,296 | 248,675 | 384,236 | (136) | 155% | 231,027 (153,209) |

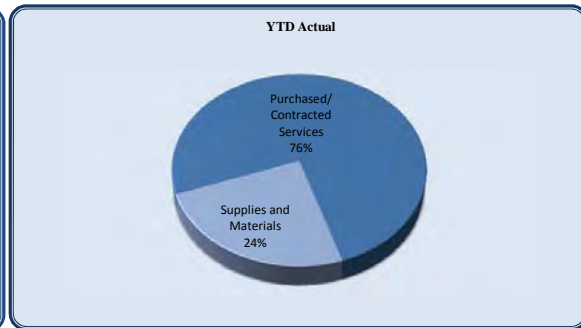
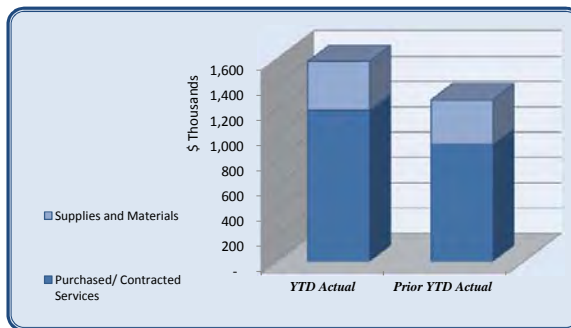
| | | | | | | |
|--------------------------------|----------------|----------------|----------------|----------|-------------|--------------------------|
| Machinery & Equipment | - | - | - | - | - | 119,578 119,578 |
| Capital Outlays | - | - | - | - | - | 119,578 119,578 |
| Transfers to Debt Service Fund | 562,100 | 562,100 | 562,100 | - | 100% | 124,077 (438,023) |
| Transfers to Capital Fund | 388,175 | 337,875 | 337,875 | - | 100% | - (337,875) |
| Other Financing Uses | 950,275 | 899,975 | 899,975 | - | 100% | 124,077 (775,898) |

| | | | | | | |
|---------------------|------------------|------------------|------------------|-----------|-------------|------------------------------|
| Total Police | 5,906,741 | 4,630,188 | 4,614,166 | 16 | 100% | 3,504,931 (1,109,235) |
|---------------------|------------------|------------------|------------------|-----------|-------------|------------------------------|

City of Dunwoody
YTD Statement of Revenues and
Expenses Through September 30, 2011

| <i>E-911</i> | Total Annual | YTD Budget | YTD Actual | Variance | Prior YTD Actual | Flux |
|-------------------------|--------------|------------|----------------|-------------------|------------------|------------------|
| | Budget | | | (% of YTD Budget) | | |
| | | | | (\$ '000) | | |
| Transfers to E-911 Fund | - | - | 284,665 | (285) | - | (284,665) |
| Total E-911 | - | - | 284,665 | (285) | - | (284,665) |

| <i>Public Works</i> | Total Annual | YTD Budget | YTD Actual | Variance | Prior YTD Actual | Flux |
|--------------------------------|------------------|------------------|------------------|-------------------|------------------|---------------|
| | Budget | | | (% of YTD Budget) | | |
| | | | | (\$ '000) | | |
| Purchased/ Contracted Services | 1,577,660 | 1,150,272 | 1,192,891 | (43) | 924,041 | (257,632) |
| Supplies and Materials | 521,500 | 389,794 | 385,696 | 4 | 352,488 | (33,207) |
| Transfers to Capital Fund | 2,880,000 | 255,000 | 255,000 | - | 606,667 | 351,667 |
| Total Public Works | 4,979,160 | 1,795,065 | 1,833,586 | (39) | 1,883,196 | 49,610 |

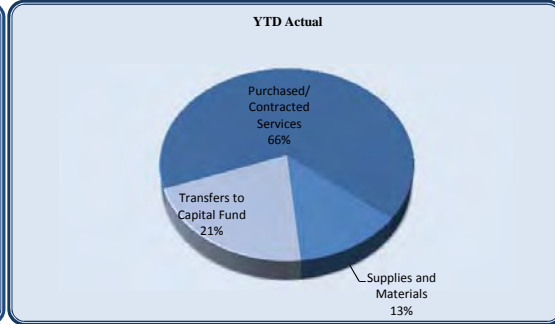
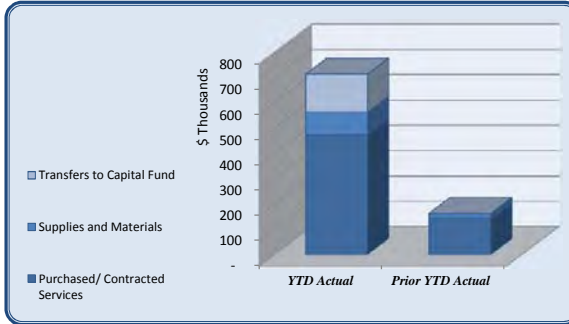


| <i>Public Works</i> | Total Annual | YTD Budget | YTD Actual | Variance | Prior YTD Actual | Flux |
|---------------------------------------|------------------|------------------|------------------|-------------------|------------------|------------------|
| | Budget | | | (% of YTD Budget) | | |
| | | | | (\$ '000) | | |
| Professional Services | 50,000 | 43,400 | 41,509 | 2 | 1,798 | (39,711) |
| Professional Services-Lowe | 681,610 | 511,209 | 503,651 | 8 | 488,651 | (15,000) |
| Professional Services-Legal | - | - | - | - | 6,384 | 6,384 |
| Tree Fund Expenses | - | - | 5,957 | (6) | 3,125 | (2,832) |
| Technical Services | - | 8,250 | - | 8 | 160 | 160 |
| R&M - Storm Damage Removal | 50,000 | 25,000 | 36,714 | (2) | 2,641 | (34,074) |
| R&M - Street Maintenance | 500,000 | 348,825 | 379,789 | (31) | 258,512 | (121,277) |
| R&M - Traffic Signals | 210,000 | 152,500 | 157,702 | (5) | 100,580 | (57,121) |
| R&M - Curb Replacement | - | - | - | - | - | - |
| R&M - Right of Way Maint | 75,000 | 48,750 | 59,461 | (1) | 64,587 | 5,126 |
| Rentals | - | 3,000 | - | 3 | 4,860 | 4,860 |
| Claims | 5,500 | 6,250 | 1,793 | 4 | 5,556 | 3,763 |
| Communications | 500 | 400 | 145 | 0 | 191 | 45 |
| Advertising | 4,000 | 2,300 | 2,634 | (0) | 632 | (2,002) |
| Printing & Binding | 1,000 | 375 | 771 | (0) | 1,236 | 464 |
| Travel | 50 | 13 | 39 | (0) | 6 | (33) |
| Purchased/ Contracted Services | 1,577,660 | 1,150,272 | 1,192,891 | (43) | 924,041 | (257,632) |
| Supplies-Office | 1,500 | 1,875 | 12,682 | (11) | 591 | (12,091) |
| Supplies-Road Materials | 70,000 | 37,500 | 38,521 | (1) | 47,850 | 9,329 |
| Electricity | 450,000 | 350,169 | 334,492 | 16 | 302,975 | (31,518) |
| Books & Periodicals | - | 250 | - | 0 | - | - |
| Small Equipment | - | - | - | - | 1,073 | 1,073 |
| Supplies and Materials | 521,500 | 389,794 | 385,696 | 4 | 352,488 | (33,207) |
| Operating Transfers Out | 90,000 | 90,000 | 90,000 | - | - | (90,000) |
| Transfers to Capital Fund | 2,790,000 | 165,000 | 165,000 | - | 606,667 | 441,667 |
| Transfers to Capital Fund | 2,880,000 | 255,000 | 255,000 | - | 606,667 | 351,667 |
| Total Public Works | 4,979,160 | 1,795,065 | 1,833,586 | (39) | 1,883,196 | 49,610 |

City of Dunwoody
YTD Statement of Revenues and
Expenses Through September 30, 2011

#K.2.

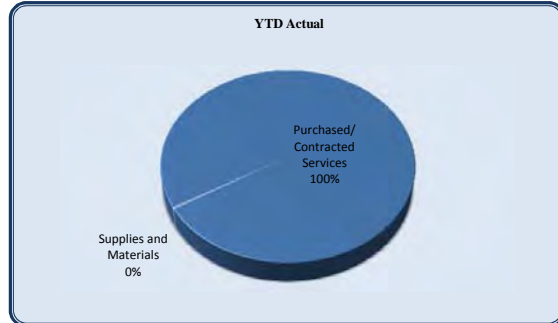
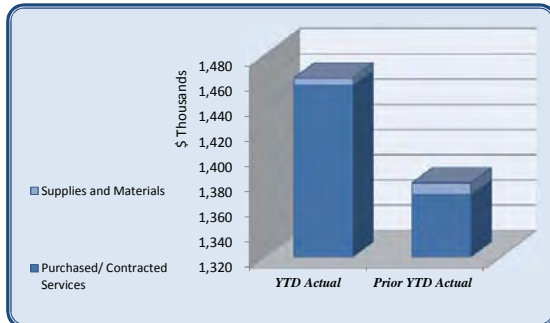
| Parks and Recreation | | | | | | | |
|-----------------------------------|----------------------------|-------------------|-------------------|-----------------|-------------------|-------------------------|------------------------|
| | Total Annual Budget | YTD Budget | YTD Actual | Variance | | Prior YTD Actual | Flux |
| | | | | | (% of YTD Budget) | | (Diff from Prior Year) |
| | | | | (\$ '000) | | | |
| Purchased/ Contracted Services | 722,824 | 574,756 | 473,122 | 102 | 82% | 142,231 | (330,890) |
| Supplies and Materials | 190,063 | 185,916 | 89,620 | 96 | 48% | 20,401 | (69,219) |
| Transfers to Capital Fund | 150,000 | 150,000 | 150,000 | - | 100% | - | (150,000) |
| Total Parks and Recreation | 1,062,887 | 910,672 | 712,741 | 198 | 78% | 162,632 | (550,109) |



| Parks and Recreation | | | | | | | |
|---------------------------------------|----------------------------|-------------------|-------------------|-----------------|-------------------|-------------------------|------------------------|
| | Total Annual Budget | YTD Budget | YTD Actual | Variance | | Prior YTD Actual | Flux |
| | | | | | (% of YTD Budget) | | (Diff from Prior Year) |
| | | | | (\$ '000) | | | |
| Professional Services | 94,000 | 94,000 | 93,483 | 1 | 99% | 33,762 | (59,721) |
| Professional Services-Lowe | 144,000 | 108,000 | 108,000 | - | 100% | 42,000 | (66,000) |
| Technical Services | 38,000 | 9,500 | 23,740 | (14) | 250% | - | (23,740) |
| R&M-Parks | 413,924 | 328,481 | 215,206 | 113 | 66% | 66,469 | (148,737) |
| Property/Liability Insurance | 32,100 | 32,100 | 32,068 | 0 | 100% | - | (32,068) |
| Communications | 400 | 1,900 | 224 | 2 | 12% | - | (224) |
| Advertising | - | 250 | - | 0 | 0% | - | - |
| Printing & Binding | - | 250 | - | 0 | 0% | - | - |
| Dues & Fees | 400 | 275 | 400 | (0) | 145% | - | (400) |
| Purchased/ Contracted Services | 722,824 | 574,756 | 473,122 | 102 | 82% | 142,231 | (330,890) |
| Supplies | 61,063 | 48,766 | 22,607 | 26 | 46% | 19,097 | (3,510) |
| Utilities | 129,000 | 136,150 | 67,013 | 69 | 49% | - | (67,013) |
| Food | - | 1,000 | - | 1 | 0% | - | - |
| Supplies and Materials | 190,063 | 185,916 | 89,620 | 96 | 48% | 20,401 | (69,219) |
| Transfers to Capital Fund | 150,000 | 150,000 | 150,000 | - | 100% | - | (150,000) |
| Transfers to Capital Fund | 150,000 | 150,000 | 150,000 | - | 100% | - | (150,000) |
| Total Parks and Recreation | 1,062,887 | 910,672 | 712,741 | 198 | 78% | 162,632 | (550,109) |

City of Dunwoody
YTD Statement of Revenues and
Expenses Through September 30, 2011

| <i>Community Development</i> | Total Annual Budget | YTD Budget | YTD Actual | Variance (\$ '000) | (% of YTD Budget) | Prior YTD Actual | Flux (Diff from Prior Year) |
|------------------------------------|---------------------|------------------|------------------|--------------------|-------------------|------------------|-----------------------------|
| Purchased/ Contracted Services | 2,305,650 | 1,722,435 | 1,456,169 | 266 | 85% | 1,369,480 | (86,688) |
| Supplies and Materials | 10,100 | 14,375 | 5,739 | 9 | 40% | 9,231 | 3,492 |
| Total Community Development | 2,315,750 | 1,736,810 | 1,461,908 | 275 | 84% | 1,418,529 | (43,378) |



| <i>Community Development</i> | Total Annual Budget | YTD Budget | YTD Actual | Variance (\$ '000) | (% of YTD Budget) | Prior YTD Actual | Flux (Diff from Prior Year) |
|---|---------------------|------------------|------------------|--------------------|-------------------|------------------|-----------------------------|
| Professional Services | 415,150 | 349,038 | 114,106 | 235 | 33% | 126,305 | 12,199 |
| Professional Services-Clark Patterson Lee | 1,845,000 | 1,331,750 | 1,302,550 | 29 | 98% | 1,214,250 | (88,300) |
| Technical Services | 6,000 | 1,500 | 5,740 | (4) | 383% | - | (5,740) |
| Repairs & Maintenance | - | - | 12,700 | (13) | - | - | (12,700) |
| Rentals | 7,500 | 4,125 | 5,405 | (1) | 131% | 2,113 | (3,292) |
| Insurance Claims | 10,000 | 7,497 | - | 7 | 0% | 12,485 | 12,485 |
| Communications | 2,500 | 3,025 | 1,655 | 1 | 55% | 1,322 | (332) |
| Advertising | 12,000 | 9,000 | 9,253 | (0) | 103% | 10,912 | 1,659 |
| Printing & Binding | 2,000 | 9,500 | 1,242 | 8 | 13% | 623 | (619) |
| Travel | 3,000 | 3,000 | 1,991 | 1 | 66% | 21 | (1,970) |
| Dues & Fees | 1,000 | 1,375 | 740 | 1 | 54% | 582 | (158) |
| Education & Training | 1,500 | 2,625 | 787 | 2 | 30% | 840 | 53 |
| Other Purchased Services-Other | - | - | - | - | - | 27 | 27 |
| Purchased/ Contracted Services | 2,305,650 | 1,722,435 | 1,456,169 | 266 | 85% | 1,369,480 | (86,688) |
| Supplies | 9,000 | 12,500 | 5,089 | 7 | 41% | 8,454 | 3,365 |
| Food | 800 | 450 | 551 | (0) | 122% | 543 | (8) |
| Books & Periodicals | 300 | 675 | 99 | 1 | 15% | 234 | 135 |
| Small Equipment | - | 750 | - | 1 | 0% | - | - |
| Supplies and Materials | 10,100 | 14,375 | 5,739 | 9 | 40% | 9,231 | 3,492 |
| Machinery & Equipment | - | - | - | - | - | 39,818 | 39,818 |
| Capital Outlays | - | - | - | - | - | 39,818 | 39,818 |
| Total Community Development | 2,315,750 | 1,736,810 | 1,461,908 | 275 | 84% | 1,418,529 | (43,378) |

| <i>Contingency</i> | Total Annual Budget | YTD Budget | YTD Actual | Variance (\$ '000) | (% of YTD Budget) | Prior YTD Actual | Flux (Diff from Prior Year) |
|--|---------------------|--------------------|-------------------|--------------------|-------------------|-------------------|-----------------------------|
| Contingency | 575,000 | 431,250 | - | 431 | 0% | - | - |
| Total Contingency | 575,000 | 431,250 | - | 431 | 0% | - | - |
| Total General Fund Expenditures | 20,243,782 | 13,633,771 | 12,568,290 | 1,065 | 92% | 10,103,158 | (2,465,132) |
| Total Revenues over/(under) Expenditure | 438,218 | (1,455,896) | 1,523,162 | -105% | 727,703 | 795,458 | |

City of Dunwoody
YTD Statement of Revenues and
Expenses Through September 30, 2011

#K.2.

| <i>E911 Fund</i> | Total Annual Budget | YTD Budget | YTD Actual | Variance | Prior YTD Actual | Flux |
|---|---------------------------|---------------|----------------|--------------|----------------------|---------------------------|
| | | | | (\$ '000) | (% of YTD Budget) | (Diff from Prior Year) |
| Revenues | | | | | | |
| Transfers In | - | - | 570,000 | 570 | - | (570,000) |
| Total Revenues | - | - | 570,000 | 570 | - | (570,000) |
| Expenditures | | | | | | |
| Machinery & Equipment | - | - | 285,335 | (285) | - | (285,335) |
| Intergovernmental-E911 (Chatcomm) | - | - | 284,665 | (285) | - | (284,665) |
| Total Expenditures | - | - | 570,000 | (570) | - | (570,000) |
| Total Revenues over/(under) Expenditures | - | - | - | - | - | - |

#K.2.

City of Dunwoody
YTD Statement of Revenues and
Expenses Through September 30, 2011

| <i>Hotel Excise Tax Fund</i> | Total Annual Budget | YTD Budget | YTD Actual | Variance (\$ '000) | (% of YTD Budget) | Prior YTD Actual | Flux (Difference from Prior Year) |
|---|---------------------------|------------------|------------------|---------------------------|----------------------|---------------------|--|
| Revenues | | | | | | | |
| Hotel/Motel Tax | 1,700,000 | 1,275,000 | 1,355,752 | 81 | 106% | 1,350,187 | (5,565) |
| Interest Revenue | - | - | 77 | 0 | | 174 | 97 |
| Total Revenues | 1,700,000 | 1,275,000 | 1,355,829 | 81 | 106% | 1,350,361 | (5,468) |
| Expenditures | | | | | | | |
| Professional Services | - | - | - | - | | - | - |
| Transfers to General Fund | 1,020,000 | 765,000 | 813,525 | (49) | 106% | 810,112 | (3,413) |
| Transfers to Component Unit - CVBD | 680,000 | 510,000 | 542,301 | (32) | 106% | 549,136 | 6,835 |
| Total Expenditures | 1,700,000 | 1,275,000 | 1,355,826 | (81) | 106% | 1,359,248 | 3,422 |
| Total Revenues over/(under) Expenditures | - | - | 3 | 0 | | (8,887) | (8,890) |

City of Dunwoody
 YTD Statement of Revenues and
 Expenses Through September 30, 2011

#K.2.

| <i>Motor Vehicle Rental Excise Tax Fund</i> | Total Annual Budget | YTD Budget | YTD Actual | Variance (\$ '000) | Prior YTD Actual (% of YTD Budget) | Flux (Difference from Prior Year) |
|---|---------------------|---------------|---------------|-----------------------|---------------------------------------|--------------------------------------|
| Revenues | | | | | | |
| MV Rental Excise Tax | 100,000 | 75,000 | 77,281 | 2 | 103% | 74,021 (3,260) |
| Total Revenues | 100,000 | 75,000 | 77,281 | 2 | 103% | 74,021 (3,260) |
| Expenditures | | | | | | |
| Transfers to General Fund | 100,000 | 75,000 | 77,281 | (2) | 103% | 74,021 (3,260) |
| Total Expenditures | 100,000 | 75,000 | 77,281 | (2) | 103% | 74,021 (3,260) |
| Total Revenues over/(under) Expenditures | - | - | - | - | - | - |

City of Dunwoody
YTD Statement of Revenues and
Expenses Through September 30, 2011

| <i>Capital Projects Fund</i> | | | | | | | |
|---|---------------------|--------------------|------------------|--------------|-------------------|------------------|------------------------------|
| | Total Annual Budget | YTD Budget | YTD Actual | Variance | | Prior YTD Actual | Flux |
| Revenues | | | | (\$ '000) | (% of YTD Budget) | | (Difference from Prior Year) |
| MARTA Capital Funds | - | - | 32,400 | 32 | | - | (32,400) |
| Interest Revenue | - | - | 886 | 1 | | 3,163 | 2,278 |
| Operating Transfer In - General Fund | 3,599,175 | 923,875 | 888,875 | (35) | 96% | 606,667 | (282,208) |
| GMA Lease Proceeds - PVC Farms | - | - | 5,173,000 | 5,173 | | - | (5,173,000) |
| Total Revenues | 3,599,175 | 923,875 | 6,095,161 | 5,171 | 660% | 609,830 | (5,485,331) |
| <i>Expenditures</i> | | | | | | | |
| | Total Annual Budget | YTD Budget | YTD Actual | Variance | | Prior YTD Actual | Flux |
| Expenditures | | | | (\$ '000) | (% of YTD Budget) | | (Difference from Prior Year) |
| Machinery & Equipment | - | - | 26,062 | (26) | | 29,944 | 3,882 |
| City Clerk | - | - | 26,062 | (26) | | 29,944 | 3,882 |
| Machinery & Equipment | 24,600 | - | 29,090 | (29) | | 35,575 | 6,484 |
| Information Technology | 24,600 | - | 29,090 | (29) | | 35,575 | 6,484 |
| Supplies | - | - | - | - | | 9,045 | 9,045 |
| Buildings | 16,000 | - | 17,331 | (17) | | - | (17,331) |
| Machinery & Equipment | 140,400 | - | 124,331 | (124) | | - | (124,331) |
| Facilities | 156,400 | - | 141,662 | (142) | | 9,045 | (132,617) |
| Technical Services | - | - | - | - | | 1,000 | 1,000 |
| Small Equipment | - | - | - | - | | 2,115 | 2,115 |
| Machinery & Equipment | - | - | - | - | | 93,037 | 93,037 |
| Court Services | - | - | - | - | | 93,037 | 96,152 |
| Technical Services | - | - | - | - | | 1,500 | 1,500 |
| Small Equipment | 7,000 | - | - | - | | - | - |
| Machinery & Equipment | 381,175 | 285,881 | 187,425 | 98 | 66% | 9,265 | (178,159) |
| Police Department | 388,175 | 285,881 | 187,425 | 98 | 66% | 10,765 | (176,659) |
| Operating Transfers to E-911 Fund | - | - | 285,335 | (285) | | - | (285,335) |
| E-911 | - | - | 285,335 | (285) | | - | (285,335) |
| | | | | 0 | | | |
| Professional Services | - | - | - | - | | 3,500 | 3,500 |
| Supplies | - | - | 24,665 | (25) | | 16,905 | (7,760) |
| Professional Services | - | - | 9,740 | (10) | | 18,250 | 8,510 |
| Small Equipment | - | - | - | - | | 873 | 873 |
| Infrastructure | 2,790,000 | 2,092,500 | 875,153 | 1,217 | 42% | 664,701 | (210,452) |
| Public Works | 2,790,000 | 2,092,500 | 909,558 | 1,183 | 43% | 704,229 | (205,329) |
| Sites | 5,200,000 | 5,200,000 | 5,234,627 | (35) | 101% | - | (5,234,627) |
| Infrastructure | 150,000 | 112,500 | 2,800 | 110 | 2% | - | (2,800) |
| Parks | 5,350,000 | 5,312,500 | 5,237,427 | 75 | 99% | - | (5,237,427) |
| Total Expenditures | 8,709,175 | 7,690,881 | 6,816,559 | 874 | 89% | 852,650 | (5,649,397) |
| Total Revenues over/(under) Expenditures | (5,110,000) | (6,767,006) | (721,398) | 6,046 | 11% | (242,820) | 478,578 |

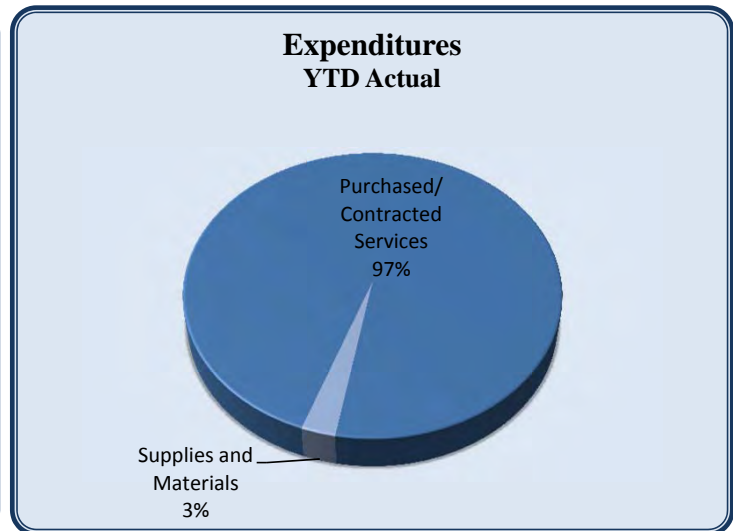
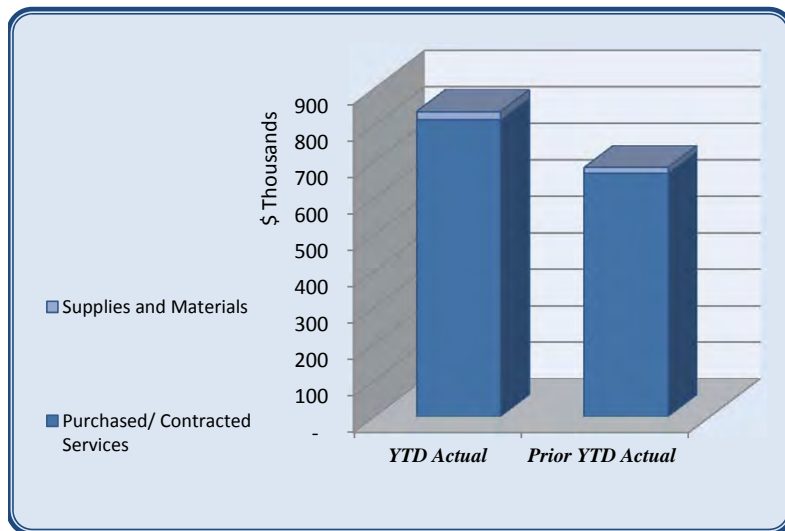
City of Dunwoody
YTD Statement of Revenues and
Expenses Through September 30, 2011

#K.2.

| <i>Debt Service Fund</i> | Total Annual Budget | YTD Budget | YTD Actual | Variance | | Prior YTD Actual | Flux |
|---|---------------------------|----------------|----------------|-----------|----------------------|---------------------|------------------------------------|
| | | | | (\$ '000) | (% of YTD Budget) | | (Difference from Prior Year) |
| Revenues | | | | | | | |
| Interest Revenue | - | - | 87 | 0 | | - | (87) |
| Transfers from General Fund | 790,000 | 790,000 | 790,000 | - | 100% | 167,671 | (622,329) |
| Residual Equity Transfer In | - | - | - | - | | - | - |
| Total Revenues | 790,000 | 790,000 | 790,087 | 0 | 100% | 167,671 | (622,416) |
| Expenditures | | | | | | | |
| Lease Principal | 706,474 | 706,474 | 676,734 | 30 | 96% | 659,359 | (17,375) |
| Lease Interest | 83,526 | 83,526 | 87,442 | (4) | 105% | 104,817 | 17,375 |
| Total Expenditures | 790,000 | 790,000 | 764,176 | 26 | 97% | 764,176 | - |
| Total Revenues over/(under) Expenditures | - | - | 25,911 | 26 | | (596,505) | (622,416) |

City of Dunwoody
YTD Statement of Revenues and
Expenses Through September 30, 2011

| <i>Stormwater fund</i> | Total Annual Budget | YTD Budget | YTD Actual | Variance | | Prior YTD Actual | Flux |
|---|---------------------|------------------|------------------|------------|-------------------|------------------|------------------------------|
| | | | | (\$ '000) | (% of YTD Budget) | | (Difference from Prior Year) |
| Revenues | | | | | | | |
| State Grants-Stormwater | - | - | - | - | | 71,127 | 71,127 |
| Stormwater Utility Charges | 1,209,441 | 602,360 | 684,946 | 83 | 114% | 661,751 | (23,195) |
| Interest Revenue | - | - | 1,410 | 1 | | 1,747 | 337 |
| Total Revenues | 1,209,441 | 602,360 | 686,356 | 84 | 114% | 734,624 | 48,268 |
| Expenditures | | | | | | | |
| Professional Services | 175,000 | 131,250 | 172,923 | (42) | 132% | 105,147 | (67,777) |
| Professional Services-Stormwater | 250,000 | 179,800 | 163,168 | 17 | 91% | 174,788 | 11,620 |
| Repairs & Maintenance | 696,941 | 466,156 | 468,356 | (2) | 100% | 373,854 | (94,502) |
| Repairs & Maintenance | - | - | - | - | | - | - |
| Rep & Maint-Riprap Program | 15,000 | 11,250 | 8,678 | 3 | 77% | 13,075 | 4,397 |
| Printing & Binding | - | 500 | - | 1 | 0% | 368 | 368 |
| Dues & Fees | 500 | 375 | 431 | (0) | 115% | 365 | (66) |
| Licenses | 50,000 | 37,500 | - | 38 | 0% | - | - |
| Purchased/ Contracted Services | 1,187,441 | 826,831 | 813,556 | 13 | 98% | 667,596 | (145,959) |
| Supplies | 22,000 | 16,500 | 22,509 | (6) | 136% | 15,178 | (7,331) |
| Books & Periodicals | - | 250 | - | 0 | 0% | - | - |
| Small Equipment | - | 2,500 | - | 3 | 0% | - | - |
| Supplies and Materials | 22,000 | 19,250 | 22,509 | (3) | 117% | 15,178 | (7,331) |
| Machinery & Equipment | - | 1,000 | - | 1 | 0% | - | - |
| Capital Outlay | - | 1,000 | - | 1 | 0% | - | - |
| Capital Contingency | - | 60,000 | - | 60 | 0% | - | - |
| Contingency | - | 60,000 | - | 60 | 0% | - | - |
| Total Expenditures | 1,209,441 | 907,081 | 836,065 | 71 | 92% | 682,775 | (153,290) |
| Total Revenues over/(under) Expenditures | - | (304,721) | (149,709) | 155 | 49% | 51,850 | 201,559 |



Convention Visitors' Bureau of Dunwoody
 Monthly Statement of Revenues and Expenses
 September 30, 2011

#K.2.

| CVB of Dunwoody | Total Annual | | Variance | | Prior YTD Actual |
|---|----------------|----------------|----------------|-------------------|------------------|
| | Budget | YTD Budget | YTD Actual | (% of YTD Budget) | |
| Fund Balance | 35,000 | 35,000 | | 0% | |
| Revenues | | | | | |
| Interest Revenue | 3,000 | 2,250 | 2,786 | 124% | 3,677 |
| Tax Revenue | 709,000 | 531,750 | 550,199 | 103% | 549,136 |
| Total Revenues | 747,000 | 569,000 | 554,001 | 97% | 552,813 |
| Expenditures | | | | | |
| <i>Employees/Personnel</i> | | | | | |
| Salaries | 148,000 | 111,000 | 94,966 | 86% | 60,045 |
| Benefits | 32,564 | 24,423 | 8,539 | 35% | 4,811 |
| Payroll Taxes | 14,436 | 10,827 | 9,564 | 88% | 4,728 |
| Unemployment | - | - | 259 | | - |
| <i>Total Employees/Personnel Expenditures</i> | 195,000 | 146,250 | 113,467 | 78% | 69,584 |
| <i>Administrative</i> | | | | | |
| Legal & Professional Fees | 12,000 | 9,000 | 5,641 | 63% | 5,847 |
| Meeting Expense | - | - | 425 | | 509 |
| Rent | 19,200 | 14,400 | 12,081 | 84% | 10,146 |
| Insurance | 2,500 | 1,875 | - | 0% | 1,984 |
| Postage/Courier/Ovenight Mail | 2,400 | 1,800 | 211 | 12% | 382 |
| Telephone/Internet | 2,400 | 1,800 | - | 0% | 899 |
| Licenses & Fees | 17,000 | 12,750 | 2,199 | 17% | 10,350 |
| Miscellaneous | 3,000 | 2,250 | 1,361 | 60% | 6,083 |
| Office Expense | 3,000 | 2,250 | 2,927 | 130% | 1,301 |
| Vehicle Expenses | 2,400 | 1,800 | 956 | 53% | 180 |
| Furniture & Fixtures | 12,000 | 9,000 | 2,031 | 23% | 2,896 |
| <i>Total Administrative Expenditures</i> | 75,900 | 56,925 | 27,832 | 49% | 40,578 |
| <i>Marketing</i> | | | | | |
| Research | - | - | - | | - |
| Graphic Design | 57,000 | 42,750 | 35,325 | 83% | 8,156 |
| Marketing/Public Relations | 12,000 | 9,000 | 8,174 | 91% | - |
| Web Site | 85,000 | 63,750 | 54,697 | 86% | 3,023 |
| Advertising | 153,000 | 114,750 | 109,619 | 96% | 72,664 |
| Printing | 24,000 | 18,000 | 15,750 | 88% | 7,088 |
| Travel | 12,000 | 9,000 | 9,510 | 106% | 1,869 |
| Dues & Subscriptions | 11,900 | 8,925 | 8,170 | 92% | 7,999 |
| Memberships | 10,000 | 7,500 | 10,184 | 136% | 3,543 |
| Photography | 3,000 | 2,250 | 642 | 29% | 324 |
| Meals & Entertainment | 1,800 | 1,350 | 1,573 | 117% | 232 |
| Miscellaneous | 6,000 | 4,500 | 754 | 17% | 1,024 |
| <i>Total Marketing Expenditures</i> | 375,700 | 281,775 | 254,398 | 90% | 105,922 |
| <i>Promotional</i> | | | | | |
| Branding | - | - | - | | 48,709 |
| Community Development | 21,000 | 15,750 | 7,607 | 48% | 4,395 |
| Conventions and Trade Shows | 24,000 | 18,000 | 10,466 | 58% | 6,372 |
| Event Hosting | 21,000 | 15,750 | 3,938 | 25% | 1,500 |
| Site Visits | - | - | 13 | | 1,598 |
| Sponsorships | 20,000 | 15,000 | 10,150 | 68% | 4,545 |
| Promotional Materials | 14,400 | 10,800 | 9,141 | 85% | - |
| <i>Total Promotional Expenditures</i> | 100,400 | 75,300 | 41,315 | 55% | 67,119 |
| Total Expenditures | 747,000 | 560,250 | 437,011 | 78% | 283,203 |
| Total Revenues over/(under) Expenditures | - | 8,750 | 116,990 | 1337% | 269,610 |

FORMAL SOLICITATION REPORT

10/12/2011

| Solicitation Name | Release Date | Due Date | User Department | Term/Value | SCOPE/SERVICE and REASON |
|--|--------------|------------|-----------------|----------------------|--|
| On The Street | | | | | |
| RFP 11-11 Parks and Right of Way Maintenance | 9/29/11 | 10/20/11 | Public Works | 2 yr | To provide park maintenance services to include mowing, trimming, cleaning, trash removal, mulching and other services as specified for the City's parks and to provide right of way and public open space maintenance services to include mowing, trimming, trash pick-up, debris removal and other services as required. |
| Preparing For Release | | | | | |
| Solicitation Name | Release Date | Due Date | User | Term/Value | SCOPE/SERVICE and REASON |
| RFP 11-12 Provision of Creative Services | 10/13/11 | 11/1/11 | Marketing/CVBD | 1 yr/\$50k | Develop an advertising and marketing campaign targeted to the City's and CVBD's unique audiences. |
| RFP 11-13 Seasonal Ice Skating Rink | 10/14/11 | 11/2/11 | City Manager | 3 mos/\$70k | Provide for the set-up, operation and dismantling of a seasonal ice skating rink in the Dunwoody Village |
| POST OPENING | | | | | |
| SERVICE/TYPE | Opened | Award Date | User Department | Term/Value | Comments |
| RFP 11-10 Public Works and Parks | 8/4/11 | 9/2/11 | City | 4 years/ \$2 million | Recommend award to Lowe Engineers |
| IWP 11-50 Provision of Banking Services | 9/15/11 | 9/22/11 | Finance | 3 yr | Award to SunTrust |

DATES: 1/01/2011 THRU 9/30/2011

PROJECTS:

MASTER PROJECT: ALL

#K.2.

STATUSES: ACTIVE,

| DATE | TRAN# | A/P VENDOR | DESCRIPTION/REFERENCE | AMOUNT | BALANCE | ENCUMBERED | BALANCE |
|---------------------------------|-----------|-----------------------|-------------------------------|------------|----------|------------|---------------|
| PROJECT : 1 A | | Professional Services | | STATUS : A | | | |
| LINE ITEM: 1-Cncl | | CNCL-Misc Prof Svcs | | | | | |
| B E G I N N I N G B A L A N C E | | | | 0.00 | 0.00 | 0.00 | 0.00 |
| 2/22/11 | A11246 | 100 1110.521200.00 | The University of Georgia | 1,050.00 | 1,050.00 | | 1,050.00 |
| | 01-000124 | 51174 | CHK: 013221 | | | | |
| | | | ===== FEBRUARY 2011 ACTIVITY | 1,050.00 | | 0.00 | |
| | | | ===== LINE ITEM TOTAL | 1 | 1,050.00 | 1,050.00 | 0.00 1,050.00 |
| LINE ITEM: 2-CM | | CM-Misc Prof Svcs | | | | | |
| B E G I N N I N G B A L A N C E | | | | 0.00 | 0.00 | 0.00 | 0.00 |
| 1/01/11 | B02238 | 100 1320.521200.00 | Add project # | 2,500.00 | 2,500.00 | | 2,500.00 |
| 1/31/11 | A10911 | 100 1320.521200.00 | JEL Consulting Group, LLC | 2,500.00 | 5,000.00 | | 5,000.00 |
| | 01-001345 | February 2 | CHK: 013193 | | | | |
| 1/31/11 | B02783 | 100 1320.521200.00 | Reclass JEL to Comm Dev | 5,000.00CR | 0.00 | | 0.00 |
| | | | 13068/13193 | | | | |
| 2/28/11 | A11663 | 100 1320.521200.00 | Employment Screening Services | 35.00 | 35.00 | | 35.00 |
| | 01-000021 | 2928259 | CHK: 013338 | | | | |
| | | | ===== FEBRUARY 2011 ACTIVITY | 35.00 | | 0.00 | |
| 3/07/11 | A11734 | 100 1320.521200.00 | JEL Consulting Group, LLC | 2,500.00 | 2,535.00 | | 2,535.00 |
| | 01-001345 | 91 | CHK: 013381 | | | | |
| 3/31/11 | B02784 | 100 1320.521200.00 | Reclass JEL to Comm Dev | 2,500.00CR | 35.00 | | 35.00 |
| | | | Chk 13381 | | | | |
| 4/01/11 | A12555 | 100 1320.521200.00 | JEL Consulting Group, LLC | 2,500.00 | 2,535.00 | | 2,535.00 |
| | 01-001345 | 04.01.2011 | CHK: 013513 | | | | |
| 4/30/11 | A13185 | 100 1320.521200.00 | JEL Consulting Group, LLC | 2,500.00 | 5,035.00 | | 5,035.00 |
| | 01-001345 | May 2011 | CHK: 013623 | | | | |
| 4/30/11 | B02785 | 100 1320.521200.00 | Reclass JEL to Comm Dev | 5,000.00CR | 35.00 | | 35.00 |
| | | | 13513/13623 | | | | |
| 5/31/11 | A14263 | 100 1320.521200.00 | JEL Consulting Group, LLC | 2,500.00 | 2,535.00 | | 2,535.00 |
| | 01-001345 | June 2011 | CHK: 013794 | | | | |
| 5/31/11 | A14427 | 100 1320.521200.00 | Employment Screening Services | 180.50 | 2,715.50 | | 2,715.50 |
| | 01-000021 | 90786 | CHK: 013806 | | | | |
| 5/31/11 | B02786 | 100 1320.521200.00 | Reclass JEL to Comm Dev | 2,500.00CR | 215.50 | | 215.50 |
| | | | Chk 13794 | | | | |
| | | | ===== MAY 2011 ACTIVITY | 180.50 | | 0.00 | |
| | | | ===== LINE ITEM TOTAL | 12 | 215.50 | 215.50 | 0.00 215.50 |
| LINE ITEM: 3-Elex | | CC-Elections | | | | | |
| | | | ===== LINE ITEM TOTAL | 0.00 | 0.00 | 0.00 | 0.00 |
| LINE ITEM: 3-Muni | | CC-Municode Updates | | | | | |
| B E G I N N I N G B A L A N C E | | | | 0.00 | 0.00 | 0.00 | 0.00 |
| 2/07/11 | A11273 | 100 1330.521200.00 | Municipal Code Corporation | 3,076.62 | 3,076.62 | | 3,076.62 |
| | 01-000249 | 00203812 | CHK: 013238 | | | | |
| | | | ===== FEBRUARY 2011 ACTIVITY | 3,076.62 | | 0.00 | |
| 5/19/11 | A13888 | 100 1330.521200.00 | Municipal Code Corporation | 400.00 | 3,476.62 | | 3,476.62 |
| | 01-000249 | 00206329 | CHK: 013726 | | | | |

DATES: 1/01/2011 THRU 9/30/2011

PROJ #K.2.

MASTER PROJECT: ALL

STATUSES: ACTIVE,

| DATE | TRAN# | A/P | VENDOR | DESCRIPTION/REFERENCE | AMOUNT | BALANCE | ENCUMBERED | BALANCE |
|-------------------------------------|--------|----------------|----------------|------------------------------|---------------|----------|------------|----------|
| PROJECT : 1 A Professional Services | | | | * (CONTINUED) * | STATUS : A | | | |
| 5/20/11 | A13889 | 100 | 1330.521200.00 | Municipal Code Corporation | 3,070.90 | 6,547.52 | | 6,547.52 |
| | | 01-000249 | 00206598 | CHK: 013726 | | | | |
| | | | | ***** MAY 2011 ACTIVITY | 3,470.90 | | 0.00 | |
| 8/30/11 | A16054 | 100 | 1330.521200.00 | Municipal Code Corporation | 3,242.27 | 9,789.79 | | 9,789.79 |
| | | 01-000249 | 00209264 | CHK: 014087 | | | | |
| | | | | ***** AUGUST 2011 ACTIVITY | 3,242.27 | | 0.00 | |
| | | | | ***** LINE ITEM TOTAL | 4 | 9,789.79 | 9,789.79 | 0.00 |
| ----- | | | | | | | | |
| LINE ITEM: 4-ADP | | FA-ADP Payroll | | | | | | |
| | | | | B E G I N N I N G | B A L A N C E | 0.00 | 0.00 | 0.00 |
| 1/07/11 | A10496 | 100 | 1540.521200.00 | ADP | 450.00 | 450.00 | | 450.00 |
| | | 01-000022 | 581780 | CHK: 013082 | | | | |
| 1/21/11 | A10497 | 100 | 1512.521200.00 | ADP | 710.30 | 1,160.30 | | 1,160.30 |
| | | 01-000022 | 595269 | CHK: 000000 | | | | |
| 1/24/11 | B02175 | 100 | 1512.521200.00 | Principal Fee | 500.00 | 1,660.30 | | 1,660.30 |
| | | | | ***** JANUARY 2011 ACTIVITY | 1,660.30 | | 0.00 | |
| 2/11/11 | A11226 | 100 | 1512.521200.00 | ADP | 653.95 | 2,314.25 | | 2,314.25 |
| | | 01-000022 | 608813 | CHK: 000000 | | | | |
| 2/17/11 | A11227 | 100 | 1512.521200.00 | ADP | 437.50 | 2,751.75 | | 2,751.75 |
| | | 01-000022 | 623997 | CHK: 000000 | | | | |
| 2/28/11 | A11590 | 100 | 1512.521200.00 | ADP | 726.40 | 3,478.15 | | 3,478.15 |
| | | 01-000022 | 634223 | CHK: 000000 | | | | |
| | | | | ***** FEBRUARY 2011 ACTIVITY | 1,817.85 | | 0.00 | |
| 3/04/11 | A12403 | 100 | 1512.521200.00 | ADP | 662.00 | 4,140.15 | | 4,140.15 |
| | | 01-000022 | 650204 | CHK: 000000 | | | | |
| 3/18/11 | A12404 | 100 | 1512.521200.00 | ADP | 726.40 | 4,866.55 | | 4,866.55 |
| | | 01-000022 | 664643 | CHK: 000000 | | | | |
| 3/31/11 | B02421 | 100 | 1512.521200.00 | ADP - ACH | 424.88 | 5,291.43 | | 5,291.43 |
| | | | | Deposit 002002 | | | | |
| | | | | ***** MARCH 2011 ACTIVITY | 1,813.28 | | 0.00 | |
| 4/01/11 | A12785 | 100 | 1512.521200.00 | ADP | 662.00 | 5,953.43 | | 5,953.43 |
| | | 01-000022 | 679552 | CHK: 000000 | | | | |
| 4/15/11 | A12786 | 100 | 1512.521200.00 | ADP | 653.40 | 6,606.83 | | 6,606.83 |
| | | 01-000022 | 692444 | CHK: 000000 | | | | |
| 4/29/11 | A13460 | 100 | 1512.521200.00 | ADP | 701.70 | 7,308.53 | | 7,308.53 |
| | | 01-000022 | 709599 | CHK: 000000 | | | | |
| | | | | ***** APRIL 2011 ACTIVITY | 2,017.10 | | 0.00 | |
| 5/13/11 | A13461 | 100 | 1512.521200.00 | ADP | 669.50 | 7,978.03 | | 7,978.03 |
| | | 01-000022 | 724188 | CHK: 000000 | | | | |
| 5/20/11 | A13834 | 100 | 1512.521200.00 | ADP | 16.65CR | 7,961.38 | | 7,961.38 |
| | | 01-000022 | 054112 | CHK: 000000 | | | | |
| 5/20/11 | A13835 | 100 | 1512.521200.00 | ADP | 16.65CR | 7,944.73 | | 7,944.73 |
| | | 01-000022 | 054113 | CHK: 000000 | | | | |

DATES: 1/01/2011 THRU 9/30/2011

PROJECTS:

MASTER PROJECT: ALL

#K.2.

STATUSES: ACTIVE,

| DATE | TRAN# | A/P | VENDOR | DESCRIPTION/REFERENCE | AMOUNT | BALANCE | AMOUNT | BALANCE | |
|--|--------|-----------|----------------|-------------------------------|---------------|-----------|-----------|-----------|-----------|
| PROJECT : 1 A Professional Services * (CONTINUED) * STATUS : A | | | | | | | | | |
| 5/20/11 | A13836 | 100 | 1512.521200.00 | ADP | 16.65CR | 7,928.08 | | 7,928.08 | |
| | | 01-000022 | 054114 | CHK: 000000 | | | | | |
| 5/20/11 | A13837 | 100 | 1512.521200.00 | ADP | 16.65CR | 7,911.43 | | 7,911.43 | |
| | | 01-000022 | 054115 | CHK: 000000 | | | | | |
| 5/20/11 | A13838 | 100 | 1512.521200.00 | ADP | 16.65CR | 7,894.78 | | 7,894.78 | |
| | | 01-000022 | 054116 | CHK: 000000 | | | | | |
| | | | | ***** MAY 2011 ACTIVITY | 586.25 | | 0.00 | | |
| 6/03/11 | A13839 | 100 | 1512.521200.00 | ADP | 725.85 | 8,620.63 | | 8,620.63 | |
| | | 01-000022 | 741611 | CHK: 000000 | | | | | |
| 6/10/11 | A14428 | 100 | 1512.521200.00 | ADP | 653.40 | 9,274.03 | | 9,274.03 | |
| | | 01-000022 | 753132 | CHK: 013863 | | | | | |
| 6/10/11 | A14815 | 100 | 1512.521200.00 | ADP | 653.40CR | 8,620.63 | | 8,620.63 | |
| | | 01-000022 | 753132- | CHK: 013863 | | | | | |
| 6/10/11 | A14820 | 100 | 1512.521200.00 | ADP | 653.40 | 9,274.03 | | 9,274.03 | |
| | | 01-000022 | 753132. | CHK: 000000 | | | | | |
| 6/10/11 | A14821 | 100 | 1512.521200.00 | ADP | 653.40CR | 8,620.63 | | 8,620.63 | |
| | | 01-000022 | 753132. | CHK: 000000 | | | | | |
| 6/10/11 | A14822 | 100 | 1512.521200.00 | ADP | 653.40 | 9,274.03 | | 9,274.03 | |
| | | 01-000022 | #753132 | CHK: 000000 | | | | | |
| | | | | ***** JUNE 2011 ACTIVITY | 1,379.25 | | 0.00 | | |
| 7/01/11 | A15105 | 100 | 1512.521200.00 | ADP | 709.75 | 9,983.78 | | 9,983.78 | |
| | | 01-000022 | 769958 | CHK: 000000 | | | | | |
| 7/08/11 | A15106 | 100 | 1512.521200.00 | ADP | 690.70 | 10,674.48 | | 10,674.48 | |
| | | 01-000022 | 781779 | CHK: 000000 | | | | | |
| 7/22/11 | A15107 | 100 | 1512.521200.00 | ADP | 749.50 | 11,423.98 | | 11,423.98 | |
| | | 01-000022 | 798765 | CHK: 000000 | | | | | |
| | | | | ***** JULY 2011 ACTIVITY | 2,149.95 | | 0.00 | | |
| 8/05/11 | A15933 | 100 | 1512.521200.00 | ADP | 707.50 | 12,131.48 | | 12,131.48 | |
| | | 01-000022 | 813405 | CHK: 000000 | | | | | |
| 8/19/11 | A15934 | 100 | 1512.521200.00 | ADP | 749.50 | 12,880.98 | | 12,880.98 | |
| | | 01-000022 | 827093 | CHK: 000000 | | | | | |
| | | | | ***** AUGUST 2011 ACTIVITY | 1,457.00 | | 0.00 | | |
| 9/09/11 | A16478 | 100 | 1512.521200.00 | ADP | 690.70 | 13,571.68 | | 13,571.68 | |
| | | 01-000022 | 841912 | CHK: 000000 | | | | | |
| 9/16/11 | A16479 | 100 | 1512.521200.00 | ADP | 690.70 | 14,262.38 | | 14,262.38 | |
| | | 01-000022 | 854066 | CHK: 000000 | | | | | |
| | | | | ***** SEPTEMBER 2011 ACTIVITY | 1,381.40 | | 0.00 | | |
| | | | | ***** LINE ITEM TOTAL | 31 | 14,262.38 | 14,262.38 | 0.00 | 14,262.38 |
| ----- | | | | | | | | | |
| LINE ITEM: 4-Audit | | FA-Audit | | | | | | | |
| B E G I N N I N G | | | | | B A L A N C E | 0.00 | 0.00 | 0.00 | |
| 1/25/11 | A10548 | 100 | 1512.521200.00 | Mauldin & Jenkins, LLC | 5,000.00 | 5,000.00 | | 5,000.00 | |
| | | 01-001037 | 00365937 | CHK: 013111 | | | | | |
| 1/31/11 | A10924 | 100 | 1512.521200.00 | Steven E. Garber | 2,295.00 | 7,295.00 | | 7,295.00 | |
| | | 01-001381 | January 31 | CHK: 013204 | | | | | |

DATES: 1/01/2011 THRU 9/30/2011

PROJ #K.2.

MASTER PROJECT: ALL

STATUSES: ACTIVE,

| DATE | TRAN# | A/P | VENDOR | DESCRIPTION/REFERENCE | AMOUNT | BALANCE | ENCUMBERED | BALANCE |
|-------------------------------------|--------|-----|------------------|--------------------------------|-------------|------------|------------|------------|
| PROJECT : 1 A Professional Services | | | | * (CONTINUED) * | STATUS : A | | | |
| | | | | ===== JANUARY 2011 ACTIVITY | 7,295.00 | | 0.00 | |
| 2/24/11 | A11720 | 100 | 1512.521200.00 | Mauldin & Jenkins, LLC | 16,000.00 | 23,295.00 | | 23,295.00 |
| | | | 01-001037 | 00366207 CHK: 013371 | | | | |
| 2/28/11 | A11699 | 100 | 1512.521200.00 | Benefits Law Group | 176.78 | 23,471.78 | | 23,471.78 |
| | | | 01-000158 | 26068 CHK: 013354 | | | | |
| 2/28/11 | A11738 | 100 | 1512.521200.00 | Steven E. Garber | 2,507.50 | 25,979.28 | | 25,979.28 |
| | | | 01-001381 | 2010 Audit CHK: 013384 | | | | |
| | | | | ===== FEBRUARY 2011 ACTIVITY | 18,684.28 | | 0.00 | |
| 4/12/11 | A12826 | 100 | 1512.521200.00 | Mauldin & Jenkins, LLC | 4,500.00 | 30,479.28 | | 30,479.28 |
| | | | 01-001037 | 00366629 CHK: 013556 | | | | |
| | | | | ===== APRIL 2011 ACTIVITY | 4,500.00 | | 0.00 | |
| 5/10/11 | A13537 | 100 | 1512.521200.00 | Mauldin & Jenkins, LLC | 500.00 | 30,979.28 | | 30,979.28 |
| | | | 01-001037 | 00367268 CHK: 013671 | | | | |
| | | | | ===== MAY 2011 ACTIVITY | 500.00 | | 0.00 | |
| 7/31/11 | A15437 | 100 | 1511.521200.00 | Mauldin & Jenkins, LLC | 532.00 | 31,511.28 | | 31,511.28 |
| | | | 01-001037 | 512663 CHK: 013993 | | | | |
| | | | | ===== JULY 2011 ACTIVITY | 532.00 | | 0.00 | |
| | | | | ===== LINE ITEM TOTAL | 8 31,511.28 | 31,511.28 | 0.00 | 31,511.28 |
| ----- | | | | | | | | |
| | | | LINE ITEM: 4-CGA | FA-CGA Contract | | | | |
| | | | | B E G I N N I N G | | 0.00 | 0.00 | 0.00 |
| 1/31/11 | A10841 | 100 | 1511.521100.01 | Calvin Giordano and Associates | 165,009.58 | 165,009.58 | | 165,009.58 |
| | | | 01-000030 | 39308 CHK: 000000 | | | | |
| 1/31/11 | A10842 | 100 | 1511.521100.01 | Calvin Giordano and Associates | 28,087.50 | 193,097.08 | | 193,097.08 |
| | | | 01-000030 | 39309 CHK: 000000 | | | | |
| | | | | ===== JANUARY 2011 ACTIVITY | 193,097.08 | | 0.00 | |
| 2/28/11 | A11674 | 100 | 1511.521100.01 | Calvin Giordano and Associates | 165,009.58 | 358,106.66 | | 358,106.66 |
| | | | 01-000030 | 39546 CHK: 000000 | | | | |
| 2/28/11 | A11674 | 100 | 1570.521200.00 | Calvin Giordano and Associates | 575.00 | 358,681.66 | | 358,681.66 |
| | | | 01-000030 | 39546 CHK: 000000 | | | | |
| | | | | ===== FEBRUARY 2011 ACTIVITY | 165,584.58 | | 0.00 | |
| 3/31/11 | A12456 | 100 | 1511.521100.01 | Calvin Giordano and Associates | 165,009.58 | 523,691.24 | | 523,691.24 |
| | | | 01-000030 | 40007 CHK: 000000 | | | | |
| 3/31/11 | A12457 | 100 | 1511.521200.00 | Calvin Giordano and Associates | 1,610.00 | 525,301.24 | | 525,301.24 |
| | | | 01-000030 | 40008 CHK: 000000 | | | | |
| | | | | ===== MARCH 2011 ACTIVITY | 166,619.58 | | 0.00 | |
| 4/28/11 | A13124 | 100 | 1511.521100.01 | Calvin Giordano and Associates | 165,009.58 | 690,310.82 | | 690,310.82 |
| | | | 01-000030 | 40062 CHK: 000000 | | | | |
| 4/28/11 | A13125 | 100 | 1511.521100.01 | Calvin Giordano and Associates | 575.00 | 690,885.82 | | 690,885.82 |
| | | | 01-000030 | 40063 CHK: 000000 | | | | |
| | | | | ===== APRIL 2011 ACTIVITY | 165,584.58 | | 0.00 | |
| 5/31/11 | A13850 | 100 | 1511.521100.01 | Calvin Giordano and Associates | 165,009.58 | 855,895.40 | | 855,895.40 |
| | | | 01-000030 | 40315 CHK: 000000 | | | | |

DATES: 1/01/2011 THRU 9/30/2011

PROJECTS:

MASTER PROJECT: ALL

#K.2.

STATUSES: ACTIVE,

| DATE | TRAN# | G/L ACCOUNT/ A/P VENDOR | DESCRIPTION/REFERENCE | AMOUNT | BALANCE | ENCUMBERED | BALANCE |
|--|--------|----------------------------|--------------------------------|-----------------|--------------|------------|-------------|
| PROJECT : 1 A Professional Services * (CONTINUED) * STATUS : A | | | | | | | |
| 5/31/11 | A13851 | 100 1511.521100.01 | Calvin Giordano and Associates | 1,922.50 | 857,817.90 | | 857,817.90 |
| | | 01-000030 40316 | CHK: 000000 | | | | |
| | | | ***** MAY 2011 ACTIVITY | 166,932.08 | | 0.00 | |
| 6/30/11 | A14431 | 100 1511.521100.01 | Calvin Giordano and Associates | 165,009.58 | 1,022,827.48 | | 1022,827.48 |
| | | 01-000030 40533 | CHK: 000000 | | | | |
| | | | ***** JUNE 2011 ACTIVITY | 165,009.58 | | 0.00 | |
| 7/25/11 | A15108 | 100 1511.521100.01 | Calvin Giordano and Associates | 165,009.58 | 1,187,837.06 | | 1187,837.06 |
| | | 01-000030 40780 | CHK: 000000 | | | | |
| | | | ***** JULY 2011 ACTIVITY | 165,009.58 | | 0.00 | |
| 8/31/11 | A16030 | 100 1511.521100.01 | Calvin Giordano and Associates | 165,009.58 | 1,352,846.64 | | 1352,846.64 |
| | | 01-000030 40992 | CHK: 000000 | | | | |
| | | | ***** AUGUST 2011 ACTIVITY | 165,009.58 | | 0.00 | |
| 9/26/11 | A16571 | 100 1511.521100.01 | Calvin Giordano and Associates | 165,009.58 | 1,517,856.22 | | 1517,856.22 |
| | | 01-000030 41218 | CHK: 000000 | | | | |
| | | | ***** SEPTEMBER 2011 ACTIVITY | 165,009.58 | | 0.00 | |
| | | | ***** LINE ITEM TOTAL | 14 1,517,856.22 | 1,517,856.22 | 0.00 | 1517,856.22 |
| ----- | | | | | | | |
| LINE ITEM: 4-EAP | | FA-EAP | | | | | |
| | | | ***** LINE ITEM TOTAL | 0.00 | 0.00 | 0.00 | 0.00 |
| ----- | | | | | | | |
| LINE ITEM: 4-Grant | | FA-Grant | Writer Contracts | | | | |
| | | | B E G I N N I N G | 0.00 | 0.00 | 0.00 | 0.00 |
| 2/01/11 | A11314 | 100 1516.521200.00 | Sylvia A. Redic GPC | 500.00 | 500.00 | | 500.00 |
| | | 01-001319 0201112 | CHK: 013264 | | | | |
| 2/10/11 | A11319 | 100 1516.521200.00 | Key Bridges | 187.50 | 687.50 | | 687.50 |
| | | 01-001337 Engagement | CHK: 013269 | | | | |
| 2/16/11 | A11320 | 100 1516.521200.00 | GT Lawler Enterprises, Inc. | 300.00 | 987.50 | | 987.50 |
| | | 01-001357 DUNO13111 | CHK: 013270 | | | | |
| | | | ***** FEBRUARY 2011 ACTIVITY | 987.50 | | 0.00 | |
| 3/15/11 | A12152 | 100 1516.521200.00 | Endgame Consulting, LLC | 1,850.00 | 2,837.50 | | 2,837.50 |
| | | 01-001338 2 | CHK: 013459 | | | | |
| | | | ***** MARCH 2011 ACTIVITY | 1,850.00 | | 0.00 | |
| 6/30/11 | A14910 | 100 1516.521200.00 | Endgame Consulting, LLC | 520.00 | 3,357.50 | | 3,357.50 |
| | | 01-001338 3 | CHK: 013902 | | | | |
| | | | ***** JUNE 2011 ACTIVITY | 520.00 | | 0.00 | |
| 8/01/11 | A15468 | 100 1516.521200.00 | GT Lawler Enterprises, Inc. | 400.00 | 3,757.50 | | 3,757.50 |
| | | 01-001357 DUN0711 | CHK: 014013 | | | | |
| | | | ***** AUGUST 2011 ACTIVITY | 400.00 | | 0.00 | |
| | | | ***** LINE ITEM TOTAL | 6 3,757.50 | 3,757.50 | 0.00 | 3,757.50 |
| ----- | | | | | | | |

DATES: 1/01/2011 THRU 9/30/2011

PROJ #K.2.

MASTER PROJECT: ALL

STATUSES: ACTIVE,

| DATE | TRAN# | A/P | VENDOR | DESCRIPTION/REFERENCE | AMOUNT | BALANCE | ENCUMBERED | BALANCE |
|-------------------|-----------|-----|----------------|--------------------------------|---------------|-----------|------------|-----------|
| LINE ITEM: 4-IA | | | | FA-Internal Auditor | | | | |
| | | | | B E G I N N I N G | B A L A N C E | 0.00 | 0.00 | 0.00 |
| 4/01/11 | A12568 | 100 | 1511.521200.00 | Mulcahy Accounting & Risk Cons | 1,722.22 | 1,722.22 | | 1,722.22 |
| | 01-001419 | | 2011-1 | CHK: 013522 | | | | |
| | | | | APRIL 2011 ACTIVITY | 1,722.22 | | 0.00 | |
| 5/11/11 | A13572 | 100 | 1511.521200.00 | Mulcahy Accounting & Risk Cons | 1,722.22 | 3,444.44 | | 3,444.44 |
| | 01-001419 | | 2011 - 2 | CHK: 013695 | | | | |
| | | | | MAY 2011 ACTIVITY | 1,722.22 | | 0.00 | |
| 6/08/11 | A14268 | 100 | 1511.521200.00 | Mulcahy Accounting & Risk Cons | 1,722.22 | 5,166.66 | | 5,166.66 |
| | 01-001419 | | 2011 - 3 | CHK: 013798 | | | | |
| | | | | JUNE 2011 ACTIVITY | 1,722.22 | | 0.00 | |
| 7/05/11 | A14915 | 100 | 1511.521200.00 | Mulcahy Accounting & Risk Cons | 1,722.22 | 6,888.88 | | 6,888.88 |
| | 01-001419 | | 2011-4 | CHK: 013909 | | | | |
| | | | | JULY 2011 ACTIVITY | 1,722.22 | | 0.00 | |
| 8/11/11 | A16075 | 100 | 1511.521200.00 | Mulcahy Accounting & Risk Cons | 1,722.22 | 8,611.10 | | 8,611.10 |
| | 01-001419 | | 2011 - 5 | CHK: 014106 | | | | |
| | | | | AUGUST 2011 ACTIVITY | 1,722.22 | | 0.00 | |
| 9/07/11 | A16076 | 100 | 1511.521200.00 | Mulcahy Accounting & Risk Cons | 1,722.22 | 10,333.32 | | 10,333.32 |
| | 01-001419 | | 2011 - 6 | CHK: 014106 | | | | |
| | | | | SEPTEMBER 2011 ACTIVITY | 1,722.22 | | 0.00 | |
| | | | | LINE ITEM TOTAL | 6 | 10,333.32 | 0.00 | 10,333.32 |
| ----- | | | | | | | | |
| LINE ITEM: 4-LGL | | | | FA-Legal Expenses | | | | |
| | | | | B E G I N N I N G | B A L A N C E | 0.00 | 0.00 | 0.00 |
| 2/04/11 | A10856 | 100 | 1530.521200.01 | Riley McLendon, LLC | 6,000.00 | 6,000.00 | | 6,000.00 |
| | 01-000138 | | 60074 | CHK: 013150 | | | | |
| | | | | FEBRUARY 2011 ACTIVITY | 6,000.00 | | 0.00 | |
| 3/07/11 | A12116 | 100 | 1516.521200.00 | Henderson & Hundley, PC | 301.78 | 6,301.78 | | 6,301.78 |
| | 01-000266 | | 10929 | CHK: 013428 | | | | |
| 3/09/11 | A12082 | 100 | 1516.521200.00 | Riley McLendon, LLC | 75.00 | 6,376.78 | | 6,376.78 |
| | 01-000138 | | 60101 | CHK: 013409 | | | | |
| | | | | MARCH 2011 ACTIVITY | 376.78 | | 0.00 | |
| 5/10/11 | A13522 | 100 | 1512.521200.00 | Henderson & Hundley, PC | 45.00 | 6,421.78 | | 6,421.78 |
| | 01-000266 | | 10960 | CHK: 013663 | | | | |
| | | | | MAY 2011 ACTIVITY | 45.00 | | 0.00 | |
| | | | | LINE ITEM TOTAL | 4 | 6,421.78 | 0.00 | 6,421.78 |
| ----- | | | | | | | | |
| LINE ITEM: 4-Mktg | | | | FA-Marketing | | | | |
| | | | | B E G I N N I N G | B A L A N C E | 0.00 | 0.00 | 0.00 |
| 1/18/11 | A10887 | 100 | 1570.521200.00 | Joseph Aczel Photography | 1,605.00 | 1,605.00 | | 1,605.00 |
| | 01-000301 | | Web 2010 | CHK: 013177 | | | | |
| | | | | JANUARY 2011 ACTIVITY | 1,605.00 | | 0.00 | |
| 2/04/11 | A11287 | 100 | 1570.521200.00 | Sky Design | 5,487.50 | 7,092.50 | | 7,092.50 |
| | 01-001136 | | 0034538 | CHK: 013249 | | | | |

DATES: 1/01/2011 THRU 9/30/2011

PROJECTS:

MASTER PROJECT: ALL

#K.2.

STATUSES: ACTIVE,

| DATE | TRAN# | A/P | VENDOR | DESCRIPTION/REFERENCE | AMOUNT | BALANCE | ENCUMBERED | BALANCE | |
|-------------------------------------|-----------|------------------------|----------------|-------------------------------|---------------|-----------|------------|-----------|-----------|
| PROJECT : 1 A Professional Services | | | | * (CONTINUED) * | STATUS : A | | | | |
| | | | | ===== FEBRUARY 2011 ACTIVITY | 5,487.50 | | 0.00 | | |
| 3/07/11 | A12138 | 100 | 1570.521200.00 | Sky Design | 4,987.50 | 12,080.00 | | 12,080.00 | |
| | 01-001136 | | 0034653 | CHK: 013446 | | | | | |
| | | | | ===== MARCH 2011 ACTIVITY | 4,987.50 | | 0.00 | | |
| 4/06/11 | A12831 | 100 | 1570.521200.00 | Sky Design | 2,075.00 | 14,155.00 | | 14,155.00 | |
| | 01-001136 | | 0034769 | CHK: 013559 | | | | | |
| 4/18/11 | A12830 | 100 | 1570.521200.00 | Sky Design | 1,995.00 | 16,150.00 | | 16,150.00 | |
| | 01-001136 | | 0034136 | CHK: 013559 | | | | | |
| | | | | ===== APRIL 2011 ACTIVITY | 4,070.00 | | 0.00 | | |
| 5/06/11 | A13551 | 100 | 1570.521200.00 | Sky Design | 3,762.50 | 19,912.50 | | 19,912.50 | |
| | 01-001136 | | 0034892 | CHK: 013680 | | | | | |
| 5/20/11 | B02605 | 100 | 1570.521200.00 | Balance State of City Acct | 2,796.00 | 22,708.50 | | 22,708.50 | |
| | | | | ===== MAY 2011 ACTIVITY | 6,558.50 | | 0.00 | | |
| 6/06/11 | A14492 | 100 | 1570.521200.00 | Sky Design | 2,375.00 | 25,083.50 | | 25,083.50 | |
| | 01-001136 | | 0035020 | CHK: 013834 | | | | | |
| | | | | ===== JUNE 2011 ACTIVITY | 2,375.00 | | 0.00 | | |
| 8/05/11 | A15760 | 100 | 1570.521200.00 | Sky Design | 1,150.00 | 26,233.50 | | 26,233.50 | |
| | 01-001136 | | 0035294 | CHK: 014045 | | | | | |
| | | | | ===== AUGUST 2011 ACTIVITY | 1,150.00 | | 0.00 | | |
| 9/12/11 | A16318 | 100 | 1570.521200.00 | Sky Design | 1,267.50 | 27,501.00 | | 27,501.00 | |
| | 01-001136 | | 0035418 | CHK: 014145 | | | | | |
| | | | | ===== SEPTEMBER 2011 ACTIVITY | 1,267.50 | | 0.00 | | |
| | | | | ===== LINE ITEM TOTAL | 10 | 27,501.00 | 27,501.00 | 0.00 | 27,501.00 |
| ----- | | | | | | | | | |
| LINE ITEM: 4-RFP | | FA-Vendor RFP Services | | | | | | | |
| | | | | B E G I N N I N G | B A L A N C E | 0.00 | 0.00 | 0.00 | |
| 2/01/11 | A11332 | 100 | 1517.521200.00 | RNR Consulting | 2,485.00 | 2,485.00 | | 2,485.00 | |
| | 01-001392 | | DUN 100-00 | CHK: 013278 | | | | | |
| | | | | ===== FEBRUARY 2011 ACTIVITY | 2,485.00 | | 0.00 | | |
| 3/04/11 | A13191 | 100 | 1517.521200.00 | RNR Consulting | 14,340.20 | 16,825.20 | | 16,825.20 | |
| | 01-001392 | | Dun 100-00 | CHK: 013628 | | | | | |
| | | | | ===== MARCH 2011 ACTIVITY | 14,340.20 | | 0.00 | | |
| 4/05/11 | A12849 | 100 | 1517.521200.00 | RNR Consulting | 7,124.60 | 23,949.80 | | 23,949.80 | |
| | 01-001392 | | DUN 100-00 | CHK: 013570 | | | | | |
| | | | | ===== APRIL 2011 ACTIVITY | 7,124.60 | | 0.00 | | |
| 5/02/11 | A13569 | 100 | 1517.521200.00 | RNR Consulting | 18,611.60 | 42,561.40 | | 42,561.40 | |
| | 01-001392 | | DUN 100-00 | CHK: 013692 | | | | | |
| | | | | ===== MAY 2011 ACTIVITY | 18,611.60 | | 0.00 | | |
| 6/02/11 | A15470 | 100 | 1517.521200.00 | RNR Consulting | 2,798.60 | 45,360.00 | | 45,360.00 | |
| | 01-001392 | | DUN-100-00 | CHK: 014015 | | | | | |

DATES: 1/01/2011 THRU 9/30/2011

PROJ #K.2.

MASTER PROJECT: ALL

STATUSES: ACTIVE,

| DATE | TRAN# | A/P | VENDOR | DESCRIPTION/REFERENCE | AMOUNT | BALANCE | ENCUMBERED | BALANCE |
|-------------------------------------|--------|-----------------------|----------------|--------------------------------|----------|------------|------------|-----------|
| PROJECT : 1 A Professional Services | | | | * (CONTINUED) * | | STATUS : A | | |
| 6/24/11 | A14511 | 100 | 1517.521200.00 | Global Employment Solutions | 308.00 | 45,668.00 | | 45,668.00 |
| | | 01-001449 | 643445 | CHK: 013848 | | | | |
| | | | | ===== JUNE 2011 ACTIVITY | 3,106.60 | | 0.00 | |
| 7/29/11 | B02910 | 100 | 1517.521200.00 | July PCard Charges | 1,796.44 | 47,464.44 | | 47,464.44 |
| | | | | ===== JULY 2011 ACTIVITY | 1,796.44 | | 0.00 | |
| 9/12/11 | A16306 | 100 | 1517.521200.00 | Henderson & Hundley, PC | 770.48 | 48,234.92 | | 48,234.92 |
| | | 01-000266 | 11024 | CHK: 014136 | | | | |
| | | | | ===== SEPTEMBER 2011 ACTIVITY | 770.48 | | 0.00 | |
| | | | | ===== LINE ITEM TOTAL | 8 | 48,234.92 | 0.00 | 48,234.92 |
| ----- | | | | | | | | |
| LINE ITEM: 5-Atty | | LG-City Atty Retainer | | B E G I N N I N G | | 0.00 | 0.00 | 0.00 |
| 2/07/11 | A10883 | 100 | 1530.521200.00 | Berman Fink Van Horn P.C. | 500.00 | 500.00 | | 500.00 |
| | | 01-000219 | 60559 | CHK: 013174 | | | | |
| 2/22/11 | A11685 | 100 | 1530.521200.01 | Law Office of Scott D. Bergtho | 750.00 | 1,250.00 | | 1,250.00 |
| | | 01-000111 | 52524 | CHK: 013346 | | | | |
| | | | | ===== FEBRUARY 2011 ACTIVITY | 1,250.00 | | 0.00 | |
| 3/09/11 | A12079 | 100 | 1530.521200.01 | Riley McLendon, LLC | 6,000.00 | 7,250.00 | | 7,250.00 |
| | | 01-000138 | 60098 | CHK: 013409 | | | | |
| | | | | ===== MARCH 2011 ACTIVITY | 6,000.00 | | 0.00 | |
| 4/06/11 | A12798 | 100 | 1530.521200.01 | Riley McLendon, LLC | 6,000.00 | 13,250.00 | | 13,250.00 |
| | | 01-000138 | 60123 | CHK: 013535 | | | | |
| | | | | ===== APRIL 2011 ACTIVITY | 6,000.00 | | 0.00 | |
| 5/03/11 | A13482 | 100 | 1530.521200.01 | Riley McLendon, LLC | 6,000.00 | 19,250.00 | | 19,250.00 |
| | | 01-000138 | 60152 | CHK: 013647 | | | | |
| | | | | ===== MAY 2011 ACTIVITY | 6,000.00 | | 0.00 | |
| 6/03/11 | A14228 | 100 | 1530.521200.01 | Riley McLendon, LLC | 6,000.00 | 25,250.00 | | 25,250.00 |
| | | 01-000138 | 60196 | CHK: 013771 | | | | |
| | | | | ===== JUNE 2011 ACTIVITY | 6,000.00 | | 0.00 | |
| 7/07/11 | A14873 | 100 | 1530.521200.01 | Riley McLendon, LLC | 6,000.00 | 31,250.00 | | 31,250.00 |
| | | 01-000138 | 60236 | CHK: 013874 | | | | |
| | | | | ===== JULY 2011 ACTIVITY | 6,000.00 | | 0.00 | |
| 8/04/11 | A15396 | 100 | 1530.521200.01 | Riley McLendon, LLC | 6,000.00 | 37,250.00 | | 37,250.00 |
| | | 01-000138 | 60305 | CHK: 013972 | | | | |
| 8/04/11 | A15399 | 100 | 1530.521200.01 | Riley McLendon, LLC | 165.00 | 37,415.00 | | 37,415.00 |
| | | 01-000138 | 60308 | CHK: 013972 | | | | |
| 8/24/11 | A16065 | 100 | 1530.521200.01 | Schiff Hardin LLP | 738.30 | 38,153.30 | | 38,153.30 |
| | | 01-001086 | 1604442 | CHK: 014093 | | | | |
| 8/31/11 | A16039 | 100 | 1530.521200.01 | Riley McLendon, LLC | 6,000.00 | 44,153.30 | | 44,153.30 |
| | | 01-000138 | 60360 | CHK: 014075 | | | | |

DATES: 1/01/2011 THRU 9/30/2011

PROJECTS:

MASTER PROJECT: ALL

#K.2.

STATUSES: ACTIVE,

| DATE | TRAN# | A/P | VENDOR | DESCRIPTION/REFERENCE | AMOUNT | BALANCE | ENCUMBERED | BALANCE |
|-------------------------------------|--------|---------------|----------------|-------------------------------|---------------|------------|------------|-----------|
| PROJECT : 1 A Professional Services | | | | * (CONTINUED) * | | STATUS : A | | |
| 8/31/11 | A16042 | 100 | 1530.521200.01 | Riley McLendon, LLC | 150.00 | 44,303.30 | | 44,303.30 |
| | | 01-000138 | 60363 | CHK: 014075 | | | | |
| | | | | ***** AUGUST 2011 ACTIVITY | 13,053.30 | | 0.00 | |
| 9/19/11 | A16620 | 100 | 1530.521200.01 | Schiff Hardin LLP | 1,506.65 | 45,809.95 | | 45,809.95 |
| | | 01-001086 | 1613031 | CHK: 014201 | | | | |
| | | | | ***** SEPTEMBER 2011 ACTIVITY | 1,506.65 | | 0.00 | |
| | | | | ***** LINE ITEM TOTAL | 13 | 45,809.95 | 0.00 | 45,809.95 |
| ----- | | | | | | | | |
| LINE ITEM: 5-LIT | | LG-Litigation | | | | | | |
| | | | | B E G I N N I N G | B A L A N C E | 0.00 | 0.00 | 0.00 |
| 3/09/11 | A12080 | 100 | 1530.521200.02 | Riley McLendon, LLC | 330.00 | 330.00 | | 330.00 |
| | | 01-000138 | 60099 | CHK: 013409 | | | | |
| 3/29/11 | A12545 | 100 | 1530.521200.01 | Schiff Hardin LLP | 47,158.30 | 47,488.30 | | 47,488.30 |
| | | 01-001086 | 1564508 | CHK: 013505 | | | | |
| 3/29/11 | B02483 | 100 | 1530.521200.01 | Reclass Chk 13505 | 47,158.30CR | 330.00 | | 330.00 |
| 3/29/11 | B02483 | 100 | 1530.521200.02 | Reclass Chk 13505 | 47,158.30 | 47,488.30 | | 47,488.30 |
| | | | | ***** MARCH 2011 ACTIVITY | 47,488.30 | | 0.00 | |
| 4/06/11 | A12799 | 100 | 1530.521200.02 | Riley McLendon, LLC | 435.00 | 47,923.30 | | 47,923.30 |
| | | 01-000138 | 60124 | CHK: 013535 | | | | |
| | | | | ***** APRIL 2011 ACTIVITY | 435.00 | | 0.00 | |
| 5/03/11 | A13483 | 100 | 1530.521200.02 | Riley McLendon, LLC | 570.00 | 48,493.30 | | 48,493.30 |
| | | 01-000138 | 60153 | CHK: 013647 | | | | |
| 5/27/11 | A13899 | 100 | 1530.521200.01 | Schiff Hardin LLP | 13,402.21 | 61,895.51 | | 61,895.51 |
| | | 01-001086 | 1585328 | CHK: 013735 | | | | |
| 5/31/11 | A14239 | 100 | 1530.521200.02 | GIRMA | 10,000.00 | 71,895.51 | | 71,895.51 |
| | | 01-000211 | 156999 | CHK: 013777 | | | | |
| | | | | ***** MAY 2011 ACTIVITY | 23,972.21 | | 0.00 | |
| 6/08/11 | A14230 | 100 | 1530.521200.02 | Riley McLendon, LLC | 675.00 | 72,570.51 | | 72,570.51 |
| | | 01-000138 | 60206 | CHK: 013771 | | | | |
| 6/28/11 | A15443 | 100 | 1530.521200.01 | Schiff Hardin LLP | 6,254.73 | 78,825.24 | | 78,825.24 |
| | | 01-001086 | 1589434 | CHK: 013996 | | | | |
| | | | | ***** JUNE 2011 ACTIVITY | 6,929.73 | | 0.00 | |
| 7/07/11 | A14874 | 100 | 1530.521200.02 | Riley McLendon, LLC | 1,515.00 | 80,340.24 | | 80,340.24 |
| | | 01-000138 | 60237 | CHK: 013874 | | | | |
| 7/29/11 | A15444 | 100 | 1530.521200.01 | Schiff Hardin LLP | 1,635.45 | 81,975.69 | | 81,975.69 |
| | | 01-001086 | 1599347 | CHK: 013996 | | | | |
| | | | | ***** JULY 2011 ACTIVITY | 3,150.45 | | 0.00 | |
| 8/04/11 | A15397 | 100 | 1530.521200.02 | Riley McLendon, LLC | 180.00 | 82,155.69 | | 82,155.69 |
| | | 01-000138 | 60306 | CHK: 013972 | | | | |
| 8/31/11 | A16040 | 100 | 1530.521200.02 | Riley McLendon, LLC | 270.00 | 82,425.69 | | 82,425.69 |
| | | 01-000138 | 60361 | CHK: 014075 | | | | |
| | | | | ***** AUGUST 2011 ACTIVITY | 450.00 | | 0.00 | |
| | | | | ***** LINE ITEM TOTAL | 14 | 82,425.69 | 0.00 | 82,425.69 |

DATES: 1/01/2011 THRU 9/30/2011

PROJ #K.2.

MASTER PROJECT: ALL

STATUSES: ACTIVE,

| DATE | TRAN# | A/P | VENDOR | DESCRIPTION/REFERENCE | AMOUNT | BALANCE | ENCUMBERED | BALANCE | |
|--------------------|-----------|-----|----------------|------------------------------|----------|-----------|------------|-----------|-----------|
| LINE ITEM: 5-Lobby | | | | LG-Lobbyist | | | | | |
| | | | | B E G I N N I N G | 0.00 | 0.00 | | 0.00 | |
| 1/22/11 | B02239 | 100 | 1530.521200.00 | Add Project | 4,583.00 | 4,583.00 | | 4,583.00 | |
| | | | | ===== JANUARY 2011 ACTIVITY | 4,583.00 | | 0.00 | | |
| 2/01/11 | A10848 | 100 | 1530.521200.00 | Connect South | 4,583.00 | 9,166.00 | | 9,166.00 | |
| | 01-000079 | 650 | | CHK: 013144 | | | | | |
| | | | | ===== FEBRUARY 2011 ACTIVITY | 4,583.00 | | 0.00 | | |
| 3/01/11 | A11682 | 100 | 1530.521200.00 | Connect South | 4,583.00 | 13,749.00 | | 13,749.00 | |
| | 01-000079 | 662 | | CHK: 013343 | | | | | |
| | | | | ===== MARCH 2011 ACTIVITY | 4,583.00 | | 0.00 | | |
| 4/01/11 | A12510 | 100 | 1530.521200.00 | Connect South | 4,583.00 | 18,332.00 | | 18,332.00 | |
| | 01-000079 | 670 | | CHK: 013481 | | | | | |
| | | | | ===== APRIL 2011 ACTIVITY | 4,583.00 | | 0.00 | | |
| 5/02/11 | A13139 | 100 | 1530.521200.00 | Connect South | 4,583.00 | 22,915.00 | | 22,915.00 | |
| | 01-000079 | 682 | | CHK: 013585 | | | | | |
| 5/31/11 | A13853 | 100 | 1530.521200.00 | Connect South | 4,583.00 | 27,498.00 | | 27,498.00 | |
| | 01-000079 | 696 | | CHK: 013708 | | | | | |
| | | | | ===== MAY 2011 ACTIVITY | 9,166.00 | | 0.00 | | |
| 7/01/11 | A14866 | 100 | 1530.521200.00 | Connect South | 4,583.00 | 32,081.00 | | 32,081.00 | |
| | 01-000079 | 710 | | CHK: 013869 | | | | | |
| | | | | ===== JULY 2011 ACTIVITY | 4,583.00 | | 0.00 | | |
| 8/01/11 | A15388 | 100 | 1530.521200.00 | Connect South | 4,583.00 | 36,664.00 | | 36,664.00 | |
| | 01-000079 | 724 | | CHK: 013967 | | | | | |
| | | | | ===== AUGUST 2011 ACTIVITY | 4,583.00 | | 0.00 | | |
| | | | | ===== LINE ITEM TOTAL | 8 | 36,664.00 | 36,664.00 | 0.00 | 36,664.00 |

| | | | | | | | | |
|-------------------|-----------|----------|----------------|------------------------------|----------|----------|------|----------|
| LINE ITEM: 6-Judg | | | | CT-Judges | | | | |
| | | | | B E G I N N I N G | 0.00 | 0.00 | | 0.00 |
| 1/27/11 | A10859 | 100 | 2650.521200.00 | Powell, Hugh R | 1,400.00 | 1,400.00 | | 1,400.00 |
| | 01-000156 | 1710 | | CHK: 013153 | | | | |
| 1/27/11 | A10868 | 100 | 2650.521200.00 | DelCampo, Hon. J Antonio | 700.00 | 2,100.00 | | 2,100.00 |
| | 01-000202 | 01/27/11 | | CHK: 013159 | | | | |
| | | | | ===== JANUARY 2011 ACTIVITY | 2,100.00 | | 0.00 | |
| 2/24/11 | A11696 | 100 | 2650.521200.00 | Powell, Hugh R | 1,750.00 | 3,850.00 | | 3,850.00 |
| | 01-000156 | 1714 | | CHK: 013352 | | | | |
| 2/28/11 | A11708 | 100 | 2650.521200.00 | DelCampo, Hon. J Antonio | 1,050.00 | 4,900.00 | | 4,900.00 |
| | 01-000202 | 02/28/11 | | CHK: 013360 | | | | |
| | | | | ===== FEBRUARY 2011 ACTIVITY | 2,800.00 | | 0.00 | |
| 3/30/11 | A12531 | 100 | 2650.521200.00 | DelCampo, Hon. J Antonio | 700.00 | 5,600.00 | | 5,600.00 |
| | 01-000202 | 03.30.11 | | CHK: 013495 | | | | |
| 3/31/11 | A12520 | 100 | 2650.521200.00 | Powell, Hugh R | 2,800.00 | 8,400.00 | | 8,400.00 |
| | 01-000156 | 1721 | | CHK: 013489 | | | | |

DATES: 1/01/2011 THRU 9/30/2011

PROJECTS:

MASTER PROJECT: ALL

#K.2.

STATUSES: ACTIVE,

| DATE | TRAN# | A/P | VENDOR | DESCRIPTION/REFERENCE | AMOUNT | BALANCE | ENCUMBERED | BALANCE |
|-------------------------------------|--------|-----------|----------------|--------------------------|-------------------|-----------|------------|-----------|
| PROJECT : 1 A Professional Services | | | | | * (CONTINUED) * | | STATUS : A | |
| ===== MARCH 2011 ACTIVITY | | | | | 3,500.00 | | 0.00 | |
| 4/14/11 | A12803 | 100 | 2650.521200.00 | Wolfe, Timothy W. | 350.00 | 8,750.00 | | 8,750.00 |
| | | 01-000151 | 4.14.11 | CHK: 013537 | | | | |
| 4/30/11 | A13515 | 100 | 2650.521200.00 | DelCampo, Hon. J Antonio | 700.00 | 9,450.00 | | 9,450.00 |
| | | 01-000202 | 100 | CHK: 013656 | | | | |
| ===== APRIL 2011 ACTIVITY | | | | | 1,050.00 | | 0.00 | |
| 5/01/11 | A13489 | 100 | 2650.521200.00 | Powell, Hugh R | 1,750.00 | 11,200.00 | | 11,200.00 |
| | | 01-000156 | 1731 | CHK: 013651 | | | | |
| 5/13/11 | A14200 | 100 | 2650.521200.00 | Wolfe, Timothy W. | 350.00 | 11,550.00 | | 11,550.00 |
| | | 01-000151 | 05.13.2011 | CHK: 013762 | | | | |
| 5/16/11 | A13923 | 100 | 2650.521200.00 | Kenneth Wickham | 175.00 | 11,725.00 | | 11,725.00 |
| | | 01-001444 | 05.16.2011 | CHK: 013754 | | | | |
| 5/31/11 | A13868 | 100 | 2650.521200.00 | Powell, Hugh R | 2,450.00 | 14,175.00 | | 14,175.00 |
| | | 01-000156 | 1739 | CHK: 013716 | | | | |
| ===== MAY 2011 ACTIVITY | | | | | 4,725.00 | | 0.00 | |
| 6/02/11 | A14201 | 100 | 2650.521200.00 | Wolfe, Timothy W. | 350.00 | 14,525.00 | | 14,525.00 |
| | | 01-000151 | 06.02.2011 | CHK: 013762 | | | | |
| 6/08/11 | A14508 | 100 | 2650.521200.00 | Kenneth Wickham | 350.00 | 14,875.00 | | 14,875.00 |
| | | 01-001444 | 06.08.2011 | CHK: 013847 | | | | |
| 6/30/11 | A14879 | 100 | 2650.521200.00 | Powell, Hugh R | 1,925.00 | 16,800.00 | | 16,800.00 |
| | | 01-000156 | 1742 | CHK: 013877 | | | | |
| ===== JUNE 2011 ACTIVITY | | | | | 2,625.00 | | 0.00 | |
| 7/11/11 | A14921 | 100 | 2650.521200.00 | Michael M. Hawkins | 350.00 | 17,150.00 | | 17,150.00 |
| | | 01-001434 | 100 | CHK: 013912 | | | | |
| 7/13/11 | A15161 | 100 | 2650.521200.00 | Kenneth Wickham | 350.00 | 17,500.00 | | 17,500.00 |
| | | 01-001444 | July 13 20 | CHK: 013956 | | | | |
| 7/30/11 | A15404 | 100 | 2650.521200.00 | Wolfe, Timothy W. | 700.00 | 18,200.00 | | 18,200.00 |
| | | 01-000151 | 07/30/2011 | CHK: 013975 | | | | |
| ===== JULY 2011 ACTIVITY | | | | | 1,400.00 | | 0.00 | |
| 8/01/11 | A15405 | 100 | 2650.521200.00 | Powell, Hugh R | 1,050.00 | 19,250.00 | | 19,250.00 |
| | | 01-000156 | 1756 | CHK: 013976 | | | | |
| 8/10/11 | A15773 | 100 | 2650.521200.00 | Michael M. Hawkins | 350.00 | 19,600.00 | | 19,600.00 |
| | | 01-001434 | 08.10.2011 | CHK: 014057 | | | | |
| 8/29/11 | A16077 | 100 | 2650.521200.00 | Michael M. Hawkins | 700.00 | 20,300.00 | | 20,300.00 |
| | | 01-001434 | 300 | CHK: 014107 | | | | |
| 8/31/11 | A16048 | 100 | 2650.521200.00 | Powell, Hugh R | 1,400.00 | 21,700.00 | | 21,700.00 |
| | | 01-000156 | 1760 | CHK: 014079 | | | | |
| ===== AUGUST 2011 ACTIVITY | | | | | 3,500.00 | | 0.00 | |
| 9/02/11 | A16046 | 100 | 2650.521200.00 | Wolfe, Timothy W. | 350.00 | 22,050.00 | | 22,050.00 |
| | | 01-000151 | 09/06/2011 | CHK: 014078 | | | | |
| 9/07/11 | A16633 | 100 | 2650.521200.00 | Kenneth Wickham | 350.00 | 22,400.00 | | 22,400.00 |
| | | 01-001444 | September | CHK: 014212 | | | | |
| 9/24/11 | A16590 | 100 | 2650.521200.00 | Wolfe, Timothy W. | 350.00 | 22,750.00 | | 22,750.00 |
| | | 01-000151 | 09/24/2011 | CHK: 014180 | | | | |

DATES: 1/01/2011 THRU 9/30/2011

PROJ #K.2.

MASTER PROJECT: ALL

STATUSES: ACTIVE,

| DATE | TRAN# | A/P | VENDOR | DESCRIPTION/REFERENCE | AMOUNT | BALANCE | ENCUMBERED | BALANCE | |
|--|--------|-----|----------------------|-------------------------------|-------------------|---------------|------------|-----------|------|
| PROJECT : 1 A Professional Services * (CONTINUED) * STATUS : A | | | | | | | | | |
| 9/30/11 | A16591 | 100 | 2650.521200.00 | Powell, Hugh R | 1,050.00 | 23,800.00 | | 23,800.00 | |
| | | | 01-000156 1766 | CHK: 014181 | | | | | |
| 9/30/11 | A16599 | 100 | 2650.521200.00 | DelCampo, Hon. J Antonio | 350.00 | 24,150.00 | | 24,150.00 | |
| | | | 01-000202 09/30/11 | CHK: 014187 | | | | | |
| 9/30/11 | A16632 | 100 | 2650.521200.00 | Michael M. Hawkins | 350.00 | 24,500.00 | | 24,500.00 | |
| | | | 01-001434 09/30/11 | CHK: 014211 | | | | | |
| | | | | ===== SEPTEMBER 2011 ACTIVITY | 2,800.00 | | 0.00 | | |
| | | | | ===== LINE ITEM TOTAL | 28 | 24,500.00 | 0.00 | 24,500.00 | |
| ----- | | | | | | | | | |
| LINE ITEM: 6-PubDef CT-Public Defender | | | | | | | | | |
| | | | | | B E G I N N I N G | B A L A N C E | 0.00 | 0.00 | 0.00 |
| 1/07/11 | B02240 | 100 | 2650.521200.04 | Add Project Codes | 60.00 | 60.00 | | 60.00 | |
| | | | | ===== JANUARY 2011 ACTIVITY | 60.00 | | 0.00 | | |
| 6/30/11 | A14922 | 100 | 2650.521200.04 | Jeffery Law Group, LLC | 267.00 | 327.00 | | 327.00 | |
| | | | 01-001447 Deondray Y | CHK: 013913 | | | | | |
| | | | | ===== JUNE 2011 ACTIVITY | 267.00 | | 0.00 | | |
| 8/25/11 | A16063 | 100 | 2650.521200.04 | Allison Elizabeth McCarthy | 190.00 | 517.00 | | 517.00 | |
| | | | 01-001014 John Simon | CHK: 014091 | | | | | |
| | | | | ===== AUGUST 2011 ACTIVITY | 190.00 | | 0.00 | | |
| | | | | ===== LINE ITEM TOTAL | 3 | 517.00 | 0.00 | 517.00 | |
| ----- | | | | | | | | | |
| LINE ITEM: 6-Sol CT-Solicitors | | | | | | | | | |
| | | | | | B E G I N N I N G | B A L A N C E | 0.00 | 0.00 | 0.00 |
| 2/04/11 | A10855 | 100 | 2650.521200.03 | Riley McLendon, LLC | 2,160.00 | 2,160.00 | | 2,160.00 | |
| | | | 01-000138 60073 | CHK: 013150 | | | | | |
| | | | | ===== FEBRUARY 2011 ACTIVITY | 2,160.00 | | 0.00 | | |
| 3/09/11 | A12081 | 100 | 2650.521200.03 | Riley McLendon, LLC | 3,520.00 | 5,680.00 | | 5,680.00 | |
| | | | 01-000138 60100 | CHK: 013409 | | | | | |
| | | | | ===== MARCH 2011 ACTIVITY | 3,520.00 | | 0.00 | | |
| 4/18/11 | A12800 | 100 | 2650.521200.03 | Riley McLendon, LLC | 3,240.00 | 8,920.00 | | 8,920.00 | |
| | | | 01-000138 60125 | CHK: 013535 | | | | | |
| | | | | ===== APRIL 2011 ACTIVITY | 3,240.00 | | 0.00 | | |
| 5/03/11 | A13484 | 100 | 2650.521200.03 | Riley McLendon, LLC | 2,270.00 | 11,190.00 | | 11,190.00 | |
| | | | 01-000138 60154 | CHK: 013647 | | | | | |
| 5/31/11 | A14427 | 100 | 2650.521200.00 | Employment Screening Services | 109.00 | 11,299.00 | | 11,299.00 | |
| | | | 01-000021 90786 | CHK: 013806 | | | | | |
| | | | | ===== MAY 2011 ACTIVITY | 2,379.00 | | 0.00 | | |
| 6/03/11 | A14229 | 100 | 2650.521200.03 | Riley McLendon, LLC | 2,980.00 | 14,279.00 | | 14,279.00 | |
| | | | 01-000138 60197 | CHK: 013771 | | | | | |
| | | | | ===== JUNE 2011 ACTIVITY | 2,980.00 | | 0.00 | | |
| 7/07/11 | A14875 | 100 | 2650.521200.03 | Riley McLendon, LLC | 2,340.00 | 16,619.00 | | 16,619.00 | |
| | | | 01-000138 60238 | CHK: 013874 | | | | | |

DATES: 1/01/2011 THRU 9/30/2011

PROJECTS:

MASTER PROJECT: ALL

#K.2.

STATUSES: ACTIVE,

| DATE | TRAN# | A/P | VENDOR | DESCRIPTION/REFERENCE | AMOUNT | BALANCE | ENCUMBERED | BALANCE | |
|-------------------------------------|--------|-------------------------|----------------|--------------------------------|-------------|------------|------------|-----------|-----------|
| PROJECT : 1 A Professional Services | | | | * (CONTINUED) * | | STATUS : A | | | |
| ===== JULY 2011 ACTIVITY | | | | | 2,340.00 | | 0.00 | | |
| 8/04/11 | A15398 | 100 | 2650.521200.03 | Riley McLendon, LLC | 1,700.00 | 18,319.00 | | 18,319.00 | |
| | | 01-000138 | 60307 | CHK: 013972 | | | | | |
| 8/31/11 | A16041 | 100 | 2650.521200.03 | Riley McLendon, LLC | 2,070.00 | 20,389.00 | | 20,389.00 | |
| | | 01-000138 | 60362 | CHK: 014075 | | | | | |
| ===== AUGUST 2011 ACTIVITY | | | | | 3,770.00 | | 0.00 | | |
| ===== LINE ITEM TOTAL | | | | | 9 | 20,389.00 | 20,389.00 | 0.00 | 20,389.00 |
| ----- | | | | | | | | | |
| LINE ITEM: 7-IMS | | PD-Inmate Medical Svcs | | | | | | | |
| ===== LINE ITEM TOTAL | | | | | 0.00 | 0.00 | 0.00 | 0.00 | |
| ----- | | | | | | | | | |
| LINE ITEM: 7-Recog | | PD-Employee Recognition | | | | | | | |
| B E G I N N I N G B A L A N C E | | | | | 0.00 | | 0.00 | 0.00 | |
| 1/28/11 | B02289 | 100 | 3200.521200.00 | Correct Crown Plaza Check Allo | 4,804.80 | 4,804.80 | | 4,804.80 | |
| ===== JANUARY 2011 ACTIVITY | | | | | 4,804.80 | | 0.00 | | |
| 3/29/11 | A13084 | 100 | 3200.521200.00 | Samuel Alva | 528.00 | 5,332.80 | | 5,332.80 | |
| | | 01-001417 | 0110325000 | CHK: 013580 | | | | | |
| 3/29/11 | B02868 | 100 | 3200.521200.00 | Samuel Alva | 528.00CR | 4,804.80 | | 4,804.80 | |
| Correction | | | | | | | | | |
| 5/16/11 | A13571 | 100 | 3200.521200.00 | Samuel Alva | 225.00 | 5,029.80 | | 5,029.80 | |
| | | 01-001417 | 0110513000 | CHK: 013694 | | | | | |
| 5/16/11 | B02869 | 100 | 3200.521200.00 | Samuel Alva Correction | 225.00CR | 4,804.80 | | 4,804.80 | |
| ===== LINE ITEM TOTAL | | | | | 5 | 4,804.80 | 4,804.80 | 0.00 | 4,804.80 |
| ----- | | | | | | | | | |
| LINE ITEM: 7-TST | | PD-Employment Testing | | | | | | | |
| B E G I N N I N G B A L A N C E | | | | | 0.00 | | 0.00 | 0.00 | |
| 1/01/11 | A10084 | 100 | 3200.521200.00 | Ga Assn of Chiefs of Police | 11,200.00 | 11,200.00 | | 11,200.00 | |
| | | 01-000037 | Assentment | CHK: 013012 | | | | | |
| ===== JANUARY 2011 ACTIVITY | | | | | 11,200.00 | | 0.00 | | |
| 2/28/11 | B02393 | 100 | 3200.521200.00 | Reclass Assessment Center | 11,200.00CR | 0.00 | | 0.00 | |
| ===== FEBRUARY 2011 ACTIVITY | | | | | 11,200.00CR | | 0.00 | | |
| 3/08/11 | A12501 | 100 | 3200.521200.00 | Employment Screening Services | 6.00 | 6.00 | | 6.00 | |
| | | 01-000021 | 86623 | CHK: 013478 | | | | | |
| ===== MARCH 2011 ACTIVITY | | | | | 6.00 | | 0.00 | | |
| 4/01/11 | A12784 | 100 | 3200.521200.00 | Stone & Associates | 700.00 | 706.00 | | 706.00 | |
| | | 01-000016 | 473PA | CHK: 013527 | | | | | |
| 4/15/11 | A13137 | 100 | 3200.521200.00 | Choice Care Occupational Medic | 73.00 | 779.00 | | 779.00 | |
| | | 01-000072 | 102327 | CHK: 013584 | | | | | |
| 4/19/11 | A13138 | 100 | 3200.521200.00 | Choice Care Occupational Medic | 73.00 | 852.00 | | 852.00 | |
| | | 01-000072 | 102787 | CHK: 013584 | | | | | |
| 4/19/11 | A14222 | 100 | 3200.521200.00 | APeal Agency, Inc. | 414.00 | 1,266.00 | | 1,266.00 | |
| | | 01-000089 | 705 | CHK: 013769 | | | | | |
| 4/30/11 | A13113 | 100 | 3200.521200.00 | Employment Screening Services | 12.00 | 1,278.00 | | 1,278.00 | |
| | | 01-000021 | 88719 | CHK: 013582 | | | | | |

DATES: 1/01/2011 THRU 9/30/2011

PROJ #K.2.

MASTER PROJECT: ALL

STATUSES: ACTIVE,

| DATE | TRAN# | A/P | VENDOR | DESCRIPTION/REFERENCE | AMOUNT | BALANCE | ENCUMBERED | BALANCE |
|-------------------------------------|--------|----------------------------|----------------|--------------------------------|-----------|------------|------------|------------|
| PROJECT : 1 A Professional Services | | | | * (CONTINUED) * | | STATUS : A | | |
| | | | | APRIL 2011 ACTIVITY | 1,272.00 | | 0.00 | |
| 5/06/11 | A13459 | 100 | 3200.521200.00 | Stone & Associates | 350.00 | 1,628.00 | | 1,628.00 |
| | | 01-000016 | 523PA | CHK: 013640 | | | | |
| 5/24/11 | A14221 | 100 | 3200.521200.00 | Choice Care Occupational Medic | 73.00 | 1,701.00 | | 1,701.00 |
| | | 01-000072 | 109247 | CHK: 013768 | | | | |
| 5/31/11 | A14427 | 100 | 3200.521200.00 | Employment Screening Services | 6.00 | 1,707.00 | | 1,707.00 |
| | | 01-000021 | 90786 | CHK: 013806 | | | | |
| | | | | MAY 2011 ACTIVITY | 429.00 | | 0.00 | |
| 6/06/11 | A14216 | 100 | 3200.521200.00 | Stone, McElroy & Associates | 350.00 | 2,057.00 | | 2,057.00 |
| | | 01-000016 | 556PA | CHK: 013765 | | | | |
| 6/23/11 | A15115 | 100 | 3200.521200.00 | APeal Agency, Inc. | 138.00 | 2,195.00 | | 2,195.00 |
| | | 01-000089 | 714 | CHK: 013922 | | | | |
| | | | | JUNE 2011 ACTIVITY | 488.00 | | 0.00 | |
| 9/15/11 | A16580 | 100 | 3200.521200.00 | APeal Agency, Inc. | 138.00 | 2,333.00 | | 2,333.00 |
| | | 01-000089 | 753 | CHK: 014171 | | | | |
| 9/25/11 | A16578 | 100 | 3200.521200.00 | Choice Care Occupational Medic | 73.00 | 2,406.00 | | 2,406.00 |
| | | 01-000072 | 128711 | CHK: 014169 | | | | |
| | | | | SEPTEMBER 2011 ACTIVITY | 211.00 | | 0.00 | |
| | | | | LINE ITEM TOTAL | 15 | 2,406.00 | 0.00 | 2,406.00 |
| ----- | | | | | | | | |
| LINE ITEM: 7-XLTN | | PD-Translation Svcs | | | | | | |
| | | | | LINE ITEM TOTAL | 0.00 | 0.00 | 0.00 | 0.00 |
| ----- | | | | | | | | |
| LINE ITEM: 8 - PW | | Public Works Misc Prof Svs | | | | | | |
| | | | | B E G I N N I N G | | 0.00 | 0.00 | 0.00 |
| 7/15/11 | A15978 | 350 | 4200.521200.00 | Traffic Data Collection, Inc | 390.00 | 390.00 | | 390.00 |
| | | 01-001027 | 11507.01 | CHK: 014092 | | | | |
| | | | | JULY 2011 ACTIVITY | 390.00 | | 0.00 | |
| 8/24/11 | A15983 | 100 | 4100.521200.00 | Geo-Hydro Engineers, Inc. | 1,000.00 | 1,390.00 | | 1,390.00 |
| | | 01-001414 | 42973 | CHK: 014104 | | | | |
| | | | | AUGUST 2011 ACTIVITY | 1,000.00 | | 0.00 | |
| | | | | LINE ITEM TOTAL | 2 | 1,390.00 | 0.00 | 1,390.00 |
| ----- | | | | | | | | |
| LINE ITEM: 8-Lowe | | PW-Lowe Contract | | | | | | |
| | | | | B E G I N N I N G | | 0.00 | 0.00 | 0.00 |
| 2/28/11 | A11672 | 100 | 4100.521200.05 | Lowe Engineers | 54,294.50 | 54,294.50 | | 54,294.50 |
| | | 01-000029 | 12792 | CHK: 000000 | | | | |
| 2/28/11 | A11672 | 100 | 6200.521200.05 | Lowe Engineers | 12,000.00 | 66,294.50 | | 66,294.50 |
| | | 01-000029 | 12792 | CHK: 000000 | | | | |
| 2/28/11 | A11673 | 560 | 4320.521200.08 | Lowe Engineers | 16,562.50 | 82,857.00 | | 82,857.00 |
| | | 01-000029 | 12793 | CHK: 000000 | | | | |
| | | | | FEBRUARY 2011 ACTIVITY | 82,857.00 | | 0.00 | |
| 3/31/11 | A12502 | 100 | 4100.521200.05 | Lowe Engineers | 54,294.50 | 137,151.50 | | 137,151.50 |
| | | 01-000029 | 12834 | CHK: 000000 | | | | |

DATES: 1/01/2011 THRU 9/30/2011

PROJECTS:

MASTER PROJECT: ALL

#K.2.

STATUSES: ACTIVE,

| DATE | TRAN# | A/P | VENDOR | DESCRIPTION/REFERENCE | AMOUNT | BALANCE | ENCUMBERED | BALANCE |
|-------------------------------------|--------|-----------|----------------|----------------------------|------------|------------|------------|------------|
| PROJECT : 1 A Professional Services | | | | * (CONTINUED) * | STATUS : A | | | |
| 3/31/11 | A12502 | 100 | 6200.521200.05 | Low Engineers | 12,000.00 | 149,151.50 | | 149,151.50 |
| | | 01-000029 | 12834 | CHK: 000000 | | | | |
| 3/31/11 | A12503 | 560 | 4320.521200.09 | Low Engineers | 20,500.00 | 169,651.50 | | 169,651.50 |
| | | 01-000029 | 12835 | CHK: 000000 | | | | |
| | | | | ===== MARCH 2011 ACTIVITY | 86,794.50 | | 0.00 | |
| 4/29/11 | A13122 | 100 | 4100.521200.05 | Low Engineers | 54,294.50 | 223,946.00 | | 223,946.00 |
| | | 01-000029 | 12889 | CHK: 000000 | | | | |
| 4/29/11 | A13122 | 100 | 6200.521200.05 | Low Engineers | 12,000.00 | 235,946.00 | | 235,946.00 |
| | | 01-000029 | 12889 | CHK: 000000 | | | | |
| 4/29/11 | A13123 | 560 | 4320.521200.09 | Low Engineers | 20,652.50 | 256,598.50 | | 256,598.50 |
| | | 01-000029 | 12890 | CHK: 000000 | | | | |
| | | | | ===== APRIL 2011 ACTIVITY | 86,947.00 | | 0.00 | |
| 5/31/11 | A13848 | 100 | 4100.521200.05 | Low Engineers | 54,294.50 | 310,893.00 | | 310,893.00 |
| | | 01-000029 | 12929 | CHK: 000000 | | | | |
| 5/31/11 | A13848 | 100 | 6200.521200.05 | Low Engineers | 12,000.00 | 322,893.00 | | 322,893.00 |
| | | 01-000029 | 12929 | CHK: 000000 | | | | |
| 5/31/11 | A13849 | 560 | 4320.521200.09 | Low Engineers | 21,000.00 | 343,893.00 | | 343,893.00 |
| | | 01-000029 | 12930 | CHK: 000000 | | | | |
| | | | | ===== MAY 2011 ACTIVITY | 87,294.50 | | 0.00 | |
| 6/24/11 | A14429 | 100 | 4100.521200.05 | Low Engineers | 54,294.50 | 398,187.50 | | 398,187.50 |
| | | 01-000029 | 12970 | CHK: 000000 | | | | |
| 6/24/11 | A14429 | 100 | 6200.521200.05 | Low Engineers | 12,000.00 | 410,187.50 | | 410,187.50 |
| | | 01-000029 | 12970 | CHK: 000000 | | | | |
| 6/24/11 | A14430 | 560 | 4320.521200.09 | Low Engineers | 21,515.00 | 431,702.50 | | 431,702.50 |
| | | 01-000029 | 12971 | CHK: 000000 | | | | |
| | | | | ===== JUNE 2011 ACTIVITY | 87,809.50 | | 0.00 | |
| 7/31/11 | A15384 | 100 | 4100.521200.05 | Low Engineers | 59,294.50 | 490,997.00 | | 490,997.00 |
| | | 01-000029 | 13018 | CHK: 000000 | | | | |
| 7/31/11 | A15384 | 100 | 6200.521200.05 | Low Engineers | 12,000.00 | 502,997.00 | | 502,997.00 |
| | | 01-000029 | 13018 | CHK: 000000 | | | | |
| 7/31/11 | A15385 | 560 | 4320.521200.09 | Low Engineers | 19,375.00 | 522,372.00 | | 522,372.00 |
| | | 01-000029 | 13019 | CHK: 000000 | | | | |
| | | | | ===== JULY 2011 ACTIVITY | 90,669.50 | | 0.00 | |
| 8/31/11 | A15964 | 100 | 4100.521200.05 | Low Engineers | 59,294.50 | 581,666.50 | | 581,666.50 |
| | | 01-000029 | 13067 | CHK: 000000 | | | | |
| 8/31/11 | A15964 | 100 | 6200.521200.05 | Low Engineers | 12,000.00 | 593,666.50 | | 593,666.50 |
| | | 01-000029 | 13067 | CHK: 000000 | | | | |
| 8/31/11 | A15965 | 560 | 4320.521200.09 | Low Engineers | 20,000.00 | 613,666.50 | | 613,666.50 |
| | | 01-000029 | 13068 | CHK: 000000 | | | | |
| | | | | ===== AUGUST 2011 ACTIVITY | 91,294.50 | | 0.00 | |
| 9/28/11 | A16569 | 100 | 4100.521200.05 | Low Engineers | 59,294.50 | 672,961.00 | | 672,961.00 |
| | | 01-000029 | 13118 | CHK: 014166 | | | | |
| 9/28/11 | A16569 | 100 | 6200.521200.05 | Low Engineers | 12,000.00 | 684,961.00 | | 684,961.00 |
| | | 01-000029 | 13118 | CHK: 014166 | | | | |

DATES: 1/01/2011 THRU 9/30/2011

PROJ #K.2.

MASTER PROJECT: ALL

STATUSES: ACTIVE,

| DATE | TRAN# | A/P | VENDOR | DESCRIPTION/REFERENCE | AMOUNT | BALANCE | ENCUMBERED | BALANCE |
|--|-----------|------------|----------------|--------------------------------|-------------|------------|------------|------------|
| PROJECT : 1 A Professional Services * (CONTINUED) * STATUS : A | | | | | | | | |
| ===== SEPTEMBER 2011 ACTIVITY | | | | | 71,294.50 | | 0.00 | |
| ===== LINE ITEM TOTAL 23 | | | | | 684,961.00 | 684,961.00 | 0.00 | 684,961.00 |
| ----- | | | | | | | | |
| LINE ITEM: 8-PkPln PW-Parks Master Plan | | | | | | | | |
| B E G I N N I N G B A L A N C E | | | | | | 0.00 | 0.00 | 0.00 |
| 1/31/11 | B02303 | 100 | 6200.521200.00 | Correct Project Code | 24,900.00 | 24,900.00 | | 24,900.00 |
| ===== JANUARY 2011 ACTIVITY | | | | | 24,900.00 | | 0.00 | |
| 2/28/11 | A13563 | 350 | 6200.541400.00 | Nova Engineering and Environme | 1,000.00 | 25,900.00 | | 25,900.00 |
| | 01-001274 | 0061131 | | CHK: 013687 | | | | |
| ===== FEBRUARY 2011 ACTIVITY | | | | | 1,000.00 | | 0.00 | |
| 3/31/11 | A13566 | 100 | 6200.521200.00 | Lose and Associates | 26,375.00 | 52,275.00 | | 52,275.00 |
| | 01-001316 | 20110305 | | CHK: 013689 | | | | |
| ===== MARCH 2011 ACTIVITY | | | | | 26,375.00 | | 0.00 | |
| 4/30/11 | B02565 | 100 | 6200.521200.00 | Public Works Inv Accruals | 1,730.00 | 54,005.00 | | 54,005.00 |
| 4/30/11 | A13567 | 100 | 6200.521200.00 | Lose and Associates | 1,730.00 | 55,735.00 | | 55,735.00 |
| | 01-001316 | 20110403 | | CHK: 013689 | | | | |
| ===== APRIL 2011 ACTIVITY | | | | | 3,460.00 | | 0.00 | |
| 5/01/11 | B02566 | 100 | 6200.521200.00 | Public Works Inv Accruals | 1,730.00CR | 54,005.00 | | 54,005.00 |
| 5/31/11 | A14503 | 100 | 6200.521200.00 | Lose and Associates | 1,265.00 | 55,270.00 | | 55,270.00 |
| | 01-001316 | 20110518 | | CHK: 013842 | | | | |
| ===== MAY 2011 ACTIVITY | | | | | 465.00CR | | 0.00 | |
| 6/30/11 | A15154 | 100 | 6200.521200.00 | Lose and Associates | 1,365.00 | 56,635.00 | | 56,635.00 |
| | 01-001316 | 20110650 | | CHK: 013950 | | | | |
| ===== JUNE 2011 ACTIVITY | | | | | 1,365.00 | | 0.00 | |
| 7/01/11 | A15693 | 100 | 6200.522200.06 | Roadworx | 55.59 | 56,690.59 | | 56,690.59 |
| | 01-000196 | 58074 | | CHK: 014034 | | | | |
| 7/31/11 | A15694 | 100 | 6200.521200.00 | Lose and Associates | 1,011.25 | 57,701.84 | | 57,701.84 |
| | 01-001316 | 20110719 | | CHK: 014051 | | | | |
| ===== JULY 2011 ACTIVITY | | | | | 1,066.84 | | 0.00 | |
| ===== LINE ITEM TOTAL 10 | | | | | 57,701.84 | 57,701.84 | 0.00 | 57,701.84 |
| ----- | | | | | | | | |
| LINE ITEM: 8-Stwtr SW-Prof Svcs Fund 560 | | | | | | | | |
| B E G I N N I N G B A L A N C E | | | | | | 0.00 | 0.00 | 0.00 |
| 1/03/11 | A12835 | 560 | 4320.521200.08 | Watts and Browning Engineers, | 37.50 | 37.50 | | 37.50 |
| | 01-001149 | 72261 | | CHK: 013560 | | | | |
| 1/31/11 | A11313 | 100 | 6200.521200.00 | Lose and Associates | 24,900.00 | 24,937.50 | | 24,937.50 |
| | 01-001316 | 20110117 | | CHK: 013263 | | | | |
| 1/31/11 | B02303 | 100 | 6200.521200.00 | Correct Project Code | 24,900.00CR | 37.50 | | 37.50 |
| ===== JANUARY 2011 ACTIVITY | | | | | 37.50 | | 0.00 | |
| 2/01/11 | A11286 | 560 | 4320.521200.09 | TerraMark | 32,197.50 | 32,235.00 | | 32,235.00 |
| | 01-001107 | T2010-154- | | CHK: 013248 | | | | |

DATES: 1/01/2011 THRU 9/30/2011

PROJECTS:

MASTER PROJECT: ALL

#K.2.

STATUSES: ACTIVE,

| DATE | TRAN# | A/P | VENDOR | DESCRIPTION/REFERENCE | AMOUNT | BALANCE | AMOUNT | BALANCE | |
|--|-----------|-----|----------------|--------------------------------|-------------|------------|------------|------------|------------|
| PROJECT : 1 A Professional Services * (CONTINUED) * STATUS : A | | | | | | | | | |
| 2/01/11 | B02541 | 560 | 4320.521200.09 | Reclass Terramark Pmt | 32,197.50CR | 37.50 | | 37.50 | |
| 2/01/11 | B02541 | 560 | 4320.521200.08 | Reclass Terramark Pmt | 32,197.50 | 32,235.00 | | 32,235.00 | |
| 2/22/11 | A12836 | 560 | 4320.521200.08 | Watts and Browning Engineers, | 812.50 | 33,047.50 | | 33,047.50 | |
| | 01-001149 | | 72341 | CHK: 013560 | | | | | |
| | | | | ===== FEBRUARY 2011 ACTIVITY | 33,010.00 | | 0.00 | | |
| 3/01/11 | A12135 | 560 | 4320.521200.08 | TerraMark | 40,410.00 | 73,457.50 | | 73,457.50 | |
| | 01-001107 | | T2010-1154 | CHK: 013443 | | | | | |
| 3/03/11 | A13181 | 560 | 4320.521200.08 | Wetland and Ecological Consult | 1,150.84 | 74,608.34 | | 74,608.34 | |
| | 01-001249 | | 4535 | CHK: 013619 | | | | | |
| | | | | ===== MARCH 2011 ACTIVITY | 41,560.84 | | 0.00 | | |
| 5/02/11 | A13549 | 560 | 4320.521200.08 | TerraMark | 23,805.00 | 98,413.34 | | 98,413.34 | |
| | 01-001107 | | T2010-154- | CHK: 013678 | | | | | |
| | | | | ===== MAY 2011 ACTIVITY | 23,805.00 | | 0.00 | | |
| 6/01/11 | A14253 | 560 | 4320.521200.08 | TerraMark | 11,565.00 | 109,978.34 | | 109,978.34 | |
| | 01-001107 | | T2010-154- | CHK: 013785 | | | | | |
| 6/30/11 | A15165 | 560 | 4320.521200.08 | Gaskins Engineering | 840.00 | 110,818.34 | | 110,818.34 | |
| | 01-001454 | | 201106.109 | CHK: 013958 | | | | | |
| | | | | ===== JUNE 2011 ACTIVITY | 12,405.00 | | 0.00 | | |
| 7/01/11 | A14897 | 560 | 4320.521200.08 | TerraMark | 3,955.00 | 114,773.34 | | 114,773.34 | |
| | 01-001107 | | T2010-012- | CHK: 013891 | | | | | |
| 7/21/11 | A15457 | 560 | 4320.521200.08 | Wetland and Ecological Consult | 755.00 | 115,528.34 | | 115,528.34 | |
| | 01-001249 | | 4710 | CHK: 014003 | | | | | |
| | | | | ===== JULY 2011 ACTIVITY | 4,710.00 | | 0.00 | | |
| 8/01/11 | A15449 | 560 | 4320.521200.08 | TerraMark | 3,955.00 | 119,483.34 | | 119,483.34 | |
| | 01-001107 | | T2010-012- | CHK: 013999 | | | | | |
| | | | | ===== AUGUST 2011 ACTIVITY | 3,955.00 | | 0.00 | | |
| 9/01/11 | A16317 | 560 | 4320.521200.08 | TerraMark | 2,260.00 | 121,743.34 | | 121,743.34 | |
| | 01-001107 | | T2010-012- | CHK: 014144 | | | | | |
| 9/28/11 | A16570 | 560 | 4320.521200.09 | Lowe Engineers | 20,000.00 | 141,743.34 | | 141,743.34 | |
| | 01-000029 | | 13119 | CHK: 014166 | | | | | |
| | | | | ===== SEPTEMBER 2011 ACTIVITY | 22,260.00 | | 0.00 | | |
| | | | | ===== LINE ITEM TOTAL | 17 | 141,743.34 | 141,743.34 | 0.00 | 141,743.34 |

LINE ITEM: 8-TrPln PW-Transportation Master Plan

| DATE | TRAN# | A/P | VENDOR | DESCRIPTION/REFERENCE | AMOUNT | BALANCE | AMOUNT | BALANCE |
|-------------------|-----------|-----|----------------|------------------------------|-----------|-----------|--------|-----------|
| B E G I N N I N G | | | | | | 0.00 | 0.00 | 0.00 |
| 2/07/11 | A11318 | 100 | 4100.521200.00 | Arcadis US Inc | 25,500.00 | 25,500.00 | | 25,500.00 |
| | 01-001334 | | 0363367 | CHK: 013268 | | | | |
| | | | | ===== FEBRUARY 2011 ACTIVITY | 25,500.00 | | 0.00 | |
| 3/04/11 | A12151 | 100 | 4100.521200.00 | Arcadis US Inc | 6,800.00 | 32,300.00 | | 32,300.00 |
| | 01-001334 | | 0368180 | CHK: 013458 | | | | |
| | | | | ===== MARCH 2011 ACTIVITY | 6,800.00 | | 0.00 | |
| 4/12/11 | A13184 | 100 | 4100.521200.00 | Arcadis US Inc | 5,950.00 | 38,250.00 | | 38,250.00 |
| | 01-001334 | | 0375150 | CHK: 013622 | | | | |

DATES: 1/01/2011 THRU 9/30/2011

PROJ #K.2.

MASTER PROJECT: ALL

STATUSES: ACTIVE,

| DATE | TRAN# | A/P | VENDOR | DESCRIPTION/REFERENCE | AMOUNT | BALANCE | AMOUNT | BALANCE |
|-------------------------------------|-----------|-------------------|----------------|-------------------------------|------------|------------|-----------|----------------|
| PROJECT : 1 A Professional Services | | | | * (CONTINUED) * | | STATUS : A | | |
| ===== APRIL 2011 ACTIVITY | | | | | 5,950.00 | | 0.00 | |
| ===== LINE ITEM TOTAL | | | | | 3 | 38,250.00 | 38,250.00 | 0.00 38,250.00 |
| ----- | | | | | | | | |
| LINE ITEM: 8-Traf | | PW-Traffic Counts | | | | | | |
| B E G I N N I N G B A L A N C E | | | | | 0.00 | | 0.00 | 0.00 |
| 5/05/11 | A14521 | 100 | 6200.521200.00 | Dekalb Recreation, Parks, and | 36,836.84 | 36,836.84 | | 36,836.84 |
| | 01-001460 | 1001 | | CHK: 013855 | | | | |
| ===== MAY 2011 ACTIVITY | | | | | 36,836.84 | | 0.00 | |
| ===== LINE ITEM TOTAL | | | | | 1 | 36,836.84 | 36,836.84 | 0.00 36,836.84 |
| ----- | | | | | | | | |
| LINE ITEM: 9-CPL | | CD-CPL Contract | | | | | | |
| B E G I N N I N G B A L A N C E | | | | | 0.00 | | 0.00 | 0.00 |
| 1/31/11 | A10831 | 100 | 7000.521200.07 | Clark Patterson Lee | 67,333.33 | 67,333.33 | | 67,333.33 |
| | 01-000025 | 1 | 01.2011 | CHK: 000000 | | | | |
| 1/31/11 | A10832 | 100 | 7000.521200.07 | Clark Patterson Lee | 10,416.66 | 77,749.99 | | 77,749.99 |
| | 01-000025 | 12047.01 | | CHK: 000000 | | | | |
| 1/31/11 | A10833 | 100 | 7000.521200.07 | Clark Patterson Lee | 33,333.33 | 111,083.32 | | 111,083.32 |
| | 01-000025 | 12047.02 | | CHK: 000000 | | | | |
| 1/31/11 | A10834 | 100 | 7000.521200.07 | Clark Patterson Lee | 11,166.67 | 122,249.99 | | 122,249.99 |
| | 01-000025 | 12047.03 | | CHK: 000000 | | | | |
| 1/31/11 | A10835 | 100 | 7000.521200.07 | Clark Patterson Lee | 1,500.00 | 123,749.99 | | 123,749.99 |
| | 01-000025 | 12047.04 | | CHK: 000000 | | | | |
| 1/31/11 | A10836 | 100 | 7000.521200.07 | Clark Patterson Lee | 5,666.66 | 129,416.65 | | 129,416.65 |
| | 01-000025 | 12047.05 | | CHK: 000000 | | | | |
| 1/31/11 | A10837 | 100 | 7000.521200.07 | Clark Patterson Lee | 7,000.00 | 136,416.65 | | 136,416.65 |
| | 01-000025 | 12047.06 | | CHK: 000000 | | | | |
| 1/31/11 | A10838 | 100 | 7000.521200.07 | Clark Patterson Lee | 9,333.33 | 145,749.98 | | 145,749.98 |
| | 01-000025 | 12047.07 | | CHK: 000000 | | | | |
| ===== JANUARY 2011 ACTIVITY | | | | | 145,749.98 | | 0.00 | |
| 2/28/11 | A11664 | 100 | 7000.521200.07 | Clark Patterson Lee | 58,133.33 | 203,883.31 | | 203,883.31 |
| | 01-000025 | 12047.00 2 | | CHK: 000000 | | | | |
| 2/28/11 | A11665 | 100 | 7000.521200.07 | Clark Patterson Lee | 10,416.66 | 214,299.97 | | 214,299.97 |
| | 01-000025 | 12047.01 2 | | CHK: 000000 | | | | |
| 2/28/11 | A11666 | 100 | 7000.521200.07 | Clark Patterson Lee | 33,333.33 | 247,633.30 | | 247,633.30 |
| | 01-000025 | 12047.02 2 | | CHK: 000000 | | | | |
| 2/28/11 | A11667 | 100 | 7000.521200.07 | Clark Patterson Lee | 11,166.67 | 258,799.97 | | 258,799.97 |
| | 01-000025 | 12047.03 2 | | CHK: 000000 | | | | |
| 2/28/11 | A11668 | 100 | 7000.521200.07 | Clark Patterson Lee | 1,500.00 | 260,299.97 | | 260,299.97 |
| | 01-000025 | 12047.04 2 | | CHK: 000000 | | | | |
| 2/28/11 | A11669 | 100 | 7000.521200.07 | Clark Patterson Lee | 5,666.66 | 265,966.63 | | 265,966.63 |
| | 01-000025 | 12047.05 | | CHK: 000000 | | | | |
| 2/28/11 | A11670 | 100 | 7000.521200.07 | Clark Patterson Lee | 7,000.00 | 272,966.63 | | 272,966.63 |
| | 01-000025 | 12047.06 2 | | CHK: 000000 | | | | |
| 2/28/11 | A11671 | 100 | 7000.521200.07 | Clark Patterson Lee | 9,333.33 | 282,299.96 | | 282,299.96 |
| | 01-000025 | 12047.07 2 | | CHK: 000000 | | | | |
| ===== FEBRUARY 2011 ACTIVITY | | | | | 136,549.98 | | 0.00 | |
| 3/31/11 | A12448 | 100 | 7000.521200.07 | Clark Patterson Lee | 67,333.33 | 349,633.29 | | 349,633.29 |
| | 01-000025 | 12047.00 | | CHK: 000000 | | | | |

DATES: 1/01/2011 THRU 9/30/2011

PROJECTS:

MASTER PROJECT: ALL

#K.2.

STATUSES: ACTIVE,

| DATE | TRAN# | A/P | VENDOR | DESCRIPTION/REFERENCE | AMOUNT | BALANCE | ENCUMBERED | BALANCE |
|-------------------------------------|--------|-----|----------------|---|------------|------------|------------|------------|
| PROJECT : 1 A Professional Services | | | | * (CONTINUED) * | STATUS : A | | | |
| 3/31/11 | A12449 | 100 | 7000.521200.07 | Clark Patterson Lee 01-000025 12047.01 # CHK: 000000 | 10,416.66 | 360,049.95 | | 360,049.95 |
| 3/31/11 | A12450 | 100 | 7000.521200.07 | Clark Patterson Lee 01-000025 12047.02 # CHK: 000000 | 33,333.33 | 393,383.28 | | 393,383.28 |
| 3/31/11 | A12451 | 100 | 7000.521200.07 | Clark Patterson Lee 01-000025 12047.03 CHK: 000000 | 11,166.67 | 404,549.95 | | 404,549.95 |
| 3/31/11 | A12452 | 100 | 7000.521200.07 | Clark Patterson Lee 01-000025 12047.04 # CHK: 000000 | 1,500.00 | 406,049.95 | | 406,049.95 |
| 3/31/11 | A12453 | 100 | 7000.521200.07 | Clark Patterson Lee 01-000025 12047.05 # CHK: 000000 | 5,666.66 | 411,716.61 | | 411,716.61 |
| 3/31/11 | A12454 | 100 | 7000.521200.07 | Clark Patterson Lee 01-000025 12047.06 # CHK: 000000 | 7,000.00 | 418,716.61 | | 418,716.61 |
| 3/31/11 | A12455 | 100 | 7000.521200.07 | Clark Patterson Lee 01-000025 12047.07 # CHK: 000000 | 9,333.33 | 428,049.94 | | 428,049.94 |
| | | | | ===== MARCH 2011 ACTIVITY | 145,749.98 | | 0.00 | |
| 4/30/11 | A13114 | 100 | 7000.521200.07 | Clark Patterson Lee 01-000025 12047.00 - CHK: 000000 | 67,333.33 | 495,383.27 | | 495,383.27 |
| 4/30/11 | A13115 | 100 | 7000.521200.07 | Clark Patterson Lee 01-000025 12047.01 - CHK: 000000 | 10,416.66 | 505,799.93 | | 505,799.93 |
| 4/30/11 | A13116 | 100 | 7000.521200.07 | Clark Patterson Lee 01-000025 12047.02 - CHK: 000000 | 33,333.33 | 539,133.26 | | 539,133.26 |
| 4/30/11 | A13117 | 100 | 7000.521200.07 | Clark Patterson Lee 01-000025 12047.03 - CHK: 000000 | 11,166.67 | 550,299.93 | | 550,299.93 |
| 4/30/11 | A13118 | 100 | 7000.521200.07 | Clark Patterson Lee 01-000025 12047.04 - CHK: 000000 | 1,500.00 | 551,799.93 | | 551,799.93 |
| 4/30/11 | A13119 | 100 | 7000.521200.07 | Clark Patterson Lee 01-000025 12047.05 - CHK: 000000 | 5,666.66 | 557,466.59 | | 557,466.59 |
| 4/30/11 | A13120 | 100 | 7000.521200.07 | Clark Patterson Lee 01-000025 12047.06 - CHK: 000000 | 7,000.00 | 564,466.59 | | 564,466.59 |
| 4/30/11 | A13121 | 100 | 7000.521200.07 | Clark Patterson Lee 01-000025 12047.07 - CHK: 000000 | 9,333.33 | 573,799.92 | | 573,799.92 |
| | | | | ===== APRIL 2011 ACTIVITY | 145,749.98 | | 0.00 | |
| 5/31/11 | A13840 | 100 | 7000.521200.07 | Clark Patterson Lee 01-000025 12047.00 M CHK: 000000 | 67,333.33 | 641,133.25 | | 641,133.25 |
| 5/31/11 | A13841 | 100 | 7000.521200.07 | Clark Patterson Lee 01-000025 12047.01 m CHK: 000000 | 10,416.66 | 651,549.91 | | 651,549.91 |
| 5/31/11 | A13842 | 100 | 7000.521200.07 | Clark Patterson Lee 01-000025 12047.02 M CHK: 000000 | 33,333.33 | 684,883.24 | | 684,883.24 |
| 5/31/11 | A13843 | 100 | 7000.521200.07 | Clark Patterson Lee 01-000025 12047.03 M CHK: 000000 | 11,166.67 | 696,049.91 | | 696,049.91 |
| 5/31/11 | A13844 | 100 | 7000.521200.07 | Clark Patterson Lee 01-000025 12047.04 M CHK: 000000 | 1,500.00 | 697,549.91 | | 697,549.91 |
| 5/31/11 | A13845 | 100 | 7000.521200.07 | Clark Patterson Lee 01-000025 12047.05 M CHK: 000000 | 5,666.66 | 703,216.57 | | 703,216.57 |
| 5/31/11 | A13846 | 100 | 7000.521200.07 | Clark Patterson Lee 01-000025 12047.06 M CHK: 000000 | 7,000.00 | 710,216.57 | | 710,216.57 |
| 5/31/11 | A13847 | 100 | 7000.521200.07 | Clark Patterson Lee 01-000025 12047.07 M CHK: 000000 | 9,333.33 | 719,549.90 | | 719,549.90 |

DATES: 1/01/2011 THRU 9/30/2011

PROJ #K.2.

MASTER PROJECT: ALL

STATUSES: ACTIVE,

| DATE | TRAN# | A/P | VENDOR | DESCRIPTION/REFERENCE | AMOUNT | BALANCE | ENCUMBERED |
|-------------------------------------|--------|-----|----------------|---|-------------------|--------------|-------------|
| PROJECT : 1 A Professional Services | | | | | * (CONTINUED) * | | STATUS : A |
| ===== MAY 2011 ACTIVITY | | | | | 145,749.98 | | 0.00 |
| 6/30/11 | A14797 | 100 | 7000.521200.07 | Clark Patterson Lee 01-000025 06- 06.30. CHK: 000000 | 11,166.67 | 730,716.57 | 730,716.57 |
| 6/30/11 | A14798 | 100 | 7000.521200.07 | Clark Patterson Lee 01-000025 2011.JUN CHK: 000000 | 9,333.33 | 740,049.90 | 740,049.90 |
| 6/30/11 | A14799 | 100 | 7000.521200.07 | Clark Patterson Lee 01-000025 6 - 06.30. CHK: 000000 | 33,333.33 | 773,383.23 | 773,383.23 |
| 6/30/11 | A14800 | 100 | 7000.521200.07 | Clark Patterson Lee 01-000025 6 06.30.20 CHK: 000000 | 67,333.33 | 840,716.56 | 840,716.56 |
| 6/30/11 | A14801 | 100 | 7000.521200.07 | Clark Patterson Lee 01-000025 6-06.30.20 CHK: 000000 | 10,416.66 | 851,133.22 | 851,133.22 |
| 6/30/11 | A14802 | 100 | 7000.521200.07 | Clark Patterson Lee 01-000025 JUN 2011 CHK: 000000 | 5,666.66 | 856,799.88 | 856,799.88 |
| 6/30/11 | A14803 | 100 | 7000.521200.07 | Clark Patterson Lee 01-000025 JUNE 30 20 CHK: 000000 | 1,500.00 | 858,299.88 | 858,299.88 |
| 6/30/11 | A14804 | 100 | 7000.521200.07 | Clark Patterson Lee 01-000025 JUNE.2011 CHK: 000000 | 7,000.00 | 865,299.88 | 865,299.88 |
| ===== JUNE 2011 ACTIVITY | | | | | 145,749.98 | | 0.00 |
| 7/31/11 | A15374 | 100 | 7000.521200.07 | Clark Patterson Lee 01-000025 12047.01 - CHK: 000000 | 10,416.66 | 875,716.54 | 875,716.54 |
| 7/31/11 | A15375 | 100 | 7000.521200.07 | Clark Patterson Lee 01-000025 12047.02 - CHK: 000000 | 33,333.33 | 909,049.87 | 909,049.87 |
| 7/31/11 | A15376 | 100 | 7000.521200.07 | Clark Patterson Lee 01-000025 12047.03 - CHK: 000000 | 11,166.67 | 920,216.54 | 920,216.54 |
| 7/31/11 | A15377 | 100 | 7000.521200.07 | Clark Patterson Lee 01-000025 12047.04 CHK: 000000 | 1,500.00 | 921,716.54 | 921,716.54 |
| 7/31/11 | A15378 | 100 | 7000.521200.07 | Clark Patterson Lee 01-000025 12047.05 - CHK: 000000 | 5,666.66 | 927,383.20 | 927,383.20 |
| 7/31/11 | A15379 | 100 | 7000.521200.07 | Clark Patterson Lee 01-000025 12047.06 CHK: 000000 | 7,000.00 | 934,383.20 | 934,383.20 |
| 7/31/11 | A15380 | 100 | 7000.521200.07 | Clark Patterson Lee 01-000025 12047.07 - CHK: 000000 | 9,333.33 | 943,716.53 | 943,716.53 |
| 7/31/11 | A15381 | 100 | 7000.521200.07 | Clark Patterson Lee 01-000025 7 - 12047. CHK: 000000 | 67,333.33 | 1,011,049.86 | 1011,049.86 |
| ===== JULY 2011 ACTIVITY | | | | | 145,749.98 | | 0.00 |
| 8/31/11 | A16022 | 100 | 7000.521200.07 | Clark Patterson Lee 01-000025 8 - 12047. CHK: 000000 | 33,333.33 | 1,044,383.19 | 1044,383.19 |
| 8/31/11 | A16023 | 100 | 7000.521200.07 | Clark Patterson Lee 01-000025 8 - 12047. CHK: 000000 | 11,166.67 | 1,055,549.86 | 1055,549.86 |
| 8/31/11 | A16024 | 100 | 7000.521200.07 | Clark Patterson Lee 01-000025 8 - 12047. CHK: 000000 | 1,500.00 | 1,057,049.86 | 1057,049.86 |
| 8/31/11 | A16025 | 100 | 7000.521200.07 | Clark Patterson Lee 01-000025 8 - 12047. CHK: 000000 | 5,666.66 | 1,062,716.52 | 1062,716.52 |
| 8/31/11 | A16026 | 100 | 7000.521200.07 | Clark Patterson Lee 01-000025 8 - 12047. CHK: 000000 | 7,000.00 | 1,069,716.52 | 1069,716.52 |
| 8/31/11 | A16027 | 100 | 7000.521200.07 | Clark Patterson Lee 01-000025 8 - 12047. CHK: 000000 | 9,333.33 | 1,079,049.85 | 1079,049.85 |

DATES: 1/01/2011 THRU 9/30/2011

PROJECTS:

MASTER PROJECT: ALL

#K.2.

STATUSES: ACTIVE,

| DATE | TRAN# | A/P | VENDOR | DESCRIPTION/REFERENCE | AMOUNT | BALANCE | ENCUMBERED | BALANCE | |
|-------------------------------------|--------|-----------------------------|----------------|-------------------------------|-------------------|---------------|--------------|-------------|-------------|
| PROJECT : 1 A Professional Services | | | | * (CONTINUED) * | | STATUS : A | | | |
| 8/31/11 | A16028 | 100 | 7000.521200.07 | Clark Patterson Lee | 67,333.33 | 1,146,383.18 | | 1146,383.18 | |
| | | | 01-000025 | 8 - 120470 CHK: 000000 | | | | | |
| 8/31/11 | A16029 | 100 | 7000.521200.07 | Clark Patterson Lee | 10,416.66 | 1,156,799.84 | | 1156,799.84 | |
| | | | 01-000025 | 8-12047.01 CHK: 000000 | | | | | |
| | | | | ***** AUGUST 2011 ACTIVITY | 145,749.98 | | 0.00 | | |
| 9/30/11 | A16561 | 100 | 7000.521200.07 | Clark Patterson Lee | 67,333.33 | 1,224,133.17 | | 1224,133.17 | |
| | | | 01-000025 | 12047.00 - CHK: 000000 | | | | | |
| 9/30/11 | A16562 | 100 | 7000.521200.07 | Clark Patterson Lee | 10,416.66 | 1,234,549.83 | | 1234,549.83 | |
| | | | 01-000025 | 12047.01 - CHK: 000000 | | | | | |
| 9/30/11 | A16563 | 100 | 7000.521200.07 | Clark Patterson Lee | 33,333.33 | 1,267,883.16 | | 1267,883.16 | |
| | | | 01-000025 | 12047.02 - CHK: 000000 | | | | | |
| 9/30/11 | A16564 | 100 | 7000.521200.07 | Clark Patterson Lee | 11,166.67 | 1,279,049.83 | | 1279,049.83 | |
| | | | 01-000025 | 12047.03 - CHK: 000000 | | | | | |
| 9/30/11 | A16565 | 100 | 7000.521200.07 | Clark Patterson Lee | 1,500.00 | 1,280,549.83 | | 1280,549.83 | |
| | | | 01-000025 | 12047.04 - CHK: 000000 | | | | | |
| 9/30/11 | A16566 | 100 | 7000.521200.07 | Clark Patterson Lee | 5,666.66 | 1,286,216.49 | | 1286,216.49 | |
| | | | 01-000025 | 12047.05 - CHK: 000000 | | | | | |
| 9/30/11 | A16567 | 100 | 7000.521200.07 | Clark Patterson Lee | 7,000.00 | 1,293,216.49 | | 1293,216.49 | |
| | | | 01-000025 | 12047.06 - CHK: 000000 | | | | | |
| 9/30/11 | A16568 | 100 | 7000.521200.07 | Clark Patterson Lee | 9,333.33 | 1,302,549.82 | | 1302,549.82 | |
| | | | 01-000025 | 12047.07 CHK: 000000 | | | | | |
| | | | | ***** SEPTEMBER 2011 ACTIVITY | 145,749.98 | | 0.00 | | |
| | | | | ***** LINE ITEM TOTAL | 72 | 1,302,549.82 | 1,302,549.82 | 0.00 | 1302,549.82 |
| ----- | | | | | | | | | |
| LINE ITEM: 9-DV2 | | CD-Design Guidelines | | | | | | | |
| | | | | | B E G I N N I N G | B A L A N C E | 0.00 | 0.00 | 0.00 |
| 3/31/11 | A12552 | 100 | 7000.521200.00 | Urban Collage | 920.00 | 920.00 | | 920.00 | |
| | | | 01-001224 | 10-P02-09C CHK: 013510 | | | | | |
| | | | | ***** MARCH 2011 ACTIVITY | 920.00 | | 0.00 | | |
| 4/01/11 | B02490 | 100 | 7000.521200.00 | Reclass Project Expenditures | 920.00CR | 0.00 | | 0.00 | |
| | | | | ***** APRIL 2011 ACTIVITY | 920.00CR | | 0.00 | | |
| | | | | ***** LINE ITEM TOTAL | 2 | 0.00 | 0.00 | 0.00 | 0.00 |
| ----- | | | | | | | | | |
| LINE ITEM: 9-DVLCI | | CD-Dunwoody Vill LCI Master | | | | | | | |
| | | | | | B E G I N N I N G | B A L A N C E | 0.00 | 0.00 | 0.00 |
| 2/01/11 | A10904 | 100 | 7000.521200.00 | Urban Collage | 22,075.00 | 22,075.00 | | 22,075.00 | |
| | | | 01-001224 | 10-P02-07A CHK: 013188 | | | | | |
| 2/01/11 | A10905 | 100 | 7000.521200.00 | Urban Collage | 17,675.00 | 39,750.00 | | 39,750.00 | |
| | | | 01-001224 | 10-P02-07B CHK: 013188 | | | | | |
| 2/02/11 | A10906 | 100 | 7000.521200.00 | Urban Collage | 6,600.00 | 46,350.00 | | 46,350.00 | |
| | | | 01-001224 | 10-P02-07C CHK: 013188 | | | | | |
| | | | | ***** FEBRUARY 2011 ACTIVITY | 46,350.00 | | 0.00 | | |
| 3/03/11 | A11728 | 100 | 7000.521200.00 | Urban Collage | 6,700.00 | 53,050.00 | | 53,050.00 | |
| | | | 01-001224 | 10-P02-08A CHK: 013378 | | | | | |

DATES: 1/01/2011 THRU 9/30/2011

PROJ #K.2.

MASTER PROJECT: ALL

STATUSES: ACTIVE,

| DATE | TRAN# | A/P VENDOR | DESCRIPTION/REFERENCE | AMOUNT | BALANCE | ENCUMBERED | BALANCE |
|--|------------|----------------|---------------------------------|-------------|-----------|------------|-----------|
| PROJECT : 1 A Professional Services * (CONTINUED) * STATUS : A | | | | | | | |
| | | | ===== MARCH 2011 ACTIVITY | 6,700.00 | | 0.00 | |
| 4/01/11 | A12551 100 | 7000.521200.00 | Urban Collage | 11,700.00 | 64,750.00 | | 64,750.00 |
| | 01-001224 | 10-P02-09A | CHK: 013510 | | | | |
| 4/01/11 | B02490 100 | 7000.521200.00 | Reclass Project Expenditures | 64,750.00CR | 0.00 | | 0.00 |
| | | | ===== APRIL 2011 ACTIVITY | 53,050.00CR | | 0.00 | |
| | | | ===== LINE ITEM TOTAL | 6 | 0.00 | 0.00 | 0.00 |
| ----- | | | | | | | |
| LINE ITEM: 9-DVMP CD-Dunwoody Vil Master Plan | | | | | | | |
| | | | B E G I N N I N G B A L A N C E | | 0.00 | 0.00 | 0.00 |
| 4/01/11 | B02490 100 | 7000.521200.00 | Reclass Project Expenditures | 40,475.00 | 40,475.00 | | 40,475.00 |
| | | | ===== APRIL 2011 ACTIVITY | 40,475.00 | | 0.00 | |
| | | | ===== LINE ITEM TOTAL | 1 | 40,475.00 | 40,475.00 | 0.00 |
| ----- | | | | | | | |
| LINE ITEM: 9-EconD Econ Dev Consulting | | | | | | | |
| | | | B E G I N N I N G B A L A N C E | | 0.00 | 0.00 | 0.00 |
| 1/31/11 | B02783 100 | 7000.521200.00 | Reclass JEL to Comm Dev | 5,000.00 | 5,000.00 | | 5,000.00 |
| | | | 13068/13193 | | | | |
| | | | ===== JANUARY 2011 ACTIVITY | 5,000.00 | | 0.00 | |
| 3/31/11 | B02784 100 | 7000.521200.00 | Reclass JEL to Comm Dev | 2,500.00 | 7,500.00 | | 7,500.00 |
| | | | Chk 13381 | | | | |
| | | | ===== MARCH 2011 ACTIVITY | 2,500.00 | | 0.00 | |
| 4/30/11 | B02785 100 | 7000.521200.00 | Reclass JEL to Comm Dev | 5,000.00 | 12,500.00 | | 12,500.00 |
| | | | 13513/13623 | | | | |
| | | | ===== APRIL 2011 ACTIVITY | 5,000.00 | | 0.00 | |
| 5/31/11 | B02786 100 | 7000.521200.00 | Reclass JEL to Comm Dev | 2,500.00 | 15,000.00 | | 15,000.00 |
| | | | Chk 13794 | | | | |
| | | | ===== MAY 2011 ACTIVITY | 2,500.00 | | 0.00 | |
| 7/01/11 | A14842 100 | 7000.521200.00 | JEL Consulting Group, LLC | 2,500.00 | 17,500.00 | | 17,500.00 |
| | 01-001345 | 07.01.2011 | CHK: 013904 | | | | |
| | | | ===== JULY 2011 ACTIVITY | 2,500.00 | | 0.00 | |
| 8/01/11 | A15465 100 | 7000.521200.00 | JEL Consulting Group, LLC | 2,500.00 | 20,000.00 | | 20,000.00 |
| | 01-001345 | August 201 | CHK: 014011 | | | | |
| | | | ===== AUGUST 2011 ACTIVITY | 2,500.00 | | 0.00 | |
| 9/01/11 | A16071 100 | 7000.521200.00 | JEL Consulting Group, LLC | 2,500.00 | 22,500.00 | | 22,500.00 |
| | 01-001345 | 108 | CHK: 014100 | | | | |
| | | | ===== SEPTEMBER 2011 ACTIVITY | 2,500.00 | | 0.00 | |
| | | | ===== LINE ITEM TOTAL | 7 | 22,500.00 | 22,500.00 | 0.00 |
| ----- | | | | | | | |
| LINE ITEM: 9-GIS CD-Enhanced GIS Svcs | | | | | | | |
| | | | ===== LINE ITEM TOTAL | | 0.00 | 0.00 | 0.00 |

DATES: 1/01/2011 THRU 9/30/2011

PROJECTS:

MASTER PROJECT: ALL

#K.2.

STATUSES: ACTIVE,

| DATE | TRAN# | A/P | VENDOR | DESCRIPTION/REFERENCE | AMOUNT | BALANCE | ENCUMBERED | BALANCE | |
|--|-----------|-----|----------------|------------------------------|------------|-----------|------------|-----------|-----------|
| LINE ITEM: 9-GTMP CD-Georgetown Master Plan | | | | | | | | | |
| B E G I N N I N G B A L A N C E | | | | | 0.00 | | 0.00 | 0.00 | |
| 4/01/11 | B02490 | 100 | 7000.521200.00 | Reclass Project Expenditures | 21,675.00 | 21,675.00 | | 21,675.00 | |
| ===== APRIL 2011 ACTIVITY | | | | | 21,675.00 | | 0.00 | | |
| ===== LINE ITEM TOTAL | | | | | 1 | 21,675.00 | 21,675.00 | 0.00 | 21,675.00 |
| ----- | | | | | | | | | |
| LINE ITEM: 9-Impct CD-Impact Fee Study | | | | | | | | | |
| B E G I N N I N G B A L A N C E | | | | | 0.00 | | 0.00 | 0.00 | |
| 2/10/11 | A11310 | 100 | 7000.521200.00 | Ross Associates | 1,456.00 | 1,456.00 | | 1,456.00 | |
| | 01-001270 | 44 | | CHK: 013260 | | | | | |
| ===== FEBRUARY 2011 ACTIVITY | | | | | 1,456.00 | | 0.00 | | |
| 3/10/11 | A12147 | 100 | 7000.521200.00 | Ross Associates | 1,770.00 | 3,226.00 | | 3,226.00 | |
| | 01-001270 | 5 | | Impact F CHK: 013454 | | | | | |
| ===== MARCH 2011 ACTIVITY | | | | | 1,770.00 | | 0.00 | | |
| 7/12/11 | A15151 | 100 | 7000.521200.00 | Ross Associates | 1,132.00 | 4,358.00 | | 4,358.00 | |
| | 01-001270 | #6 | | CHK: 013947 | | | | | |
| ===== JULY 2011 ACTIVITY | | | | | 1,132.00 | | 0.00 | | |
| 9/02/11 | A16325 | 100 | 7000.521200.00 | Ross Associates | 4,358.00 | 8,716.00 | | 8,716.00 | |
| | 01-001270 | 7 | | CHK: 014151 | | | | | |
| ===== SEPTEMBER 2011 ACTIVITY | | | | | 4,358.00 | | 0.00 | | |
| ===== LINE ITEM TOTAL | | | | | 4 | 8,716.00 | 8,716.00 | 0.00 | 8,716.00 |
| ----- | | | | | | | | | |
| LINE ITEM: 9-Ovr CD-Overlay Districts | | | | | | | | | |
| B E G I N N I N G B A L A N C E | | | | | 0.00 | | 0.00 | 0.00 | |
| 3/03/11 | A11729 | 100 | 7000.521200.00 | Urban Collage | 4,000.00 | 4,000.00 | | 4,000.00 | |
| | 01-001224 | 10 | | P02-08B CHK: 013378 | | | | | |
| 3/03/11 | A11730 | 100 | 7000.521200.00 | Urban Collage | 2,480.00 | 6,480.00 | | 6,480.00 | |
| | 01-001224 | 10 | | P02-08C CHK: 013378 | | | | | |
| ===== MARCH 2011 ACTIVITY | | | | | 6,480.00 | | 0.00 | | |
| 4/01/11 | B02490 | 100 | 7000.521200.00 | Reclass Project Expenditures | 6,480.00CR | 0.00 | | 0.00 | |
| ===== APRIL 2011 ACTIVITY | | | | | 6,480.00CR | | 0.00 | | |
| ===== LINE ITEM TOTAL | | | | | 3 | 0.00 | 0.00 | 0.00 | 0.00 |
| ----- | | | | | | | | | |
| LINE ITEM: 9-SMP CD-Supplemental Master Plan | | | | | | | | | |
| B E G I N N I N G B A L A N C E | | | | | 0.00 | | 0.00 | 0.00 | |
| 4/01/11 | B02490 | 100 | 7000.521200.00 | Reclass Project Expenditures | 10,000.00 | 10,000.00 | | 10,000.00 | |
| ===== APRIL 2011 ACTIVITY | | | | | 10,000.00 | | 0.00 | | |
| 5/02/11 | A13179 | 100 | 7000.521200.00 | Urban Collage | 4,000.00 | 14,000.00 | | 14,000.00 | |
| | 01-001224 | 10 | | P02-10D CHK: 013617 | | | | | |
| ===== MAY 2011 ACTIVITY | | | | | 4,000.00 | | 0.00 | | |
| 6/22/11 | A14497 | 100 | 7000.521200.00 | Urban Collage | 4,500.00 | 18,500.00 | | 18,500.00 | |
| | 01-001224 | 10 | | P02-11E CHK: 013837 | | | | | |

DATES: 1/01/2011 THRU 9/30/2011

PROJ #K.2.

MASTER PROJECT: ALL

STATUSES: ACTIVE,

| DATE | TRAN# | A/P VENDOR | DESCRIPTION/REFERENCE | AMOUNT | BALANCE | ENCUMBERED | BALANCE | |
|---|-----------|--------------------|--------------------------|---------------------------------|--------------|------------|----------------|---------------------|
| PROJECT : 1 A Professional Services | | | | * (CONTINUED) * | | STATUS : A | | |
| ===== JUNE 2011 ACTIVITY | | | | 4,500.00 | | 0.00 | | |
| ===== LINE ITEM TOTAL | | | | 3 | 18,500.00 | 18,500.00 | 0.00 18,500.00 | |
| ----- | | | | | | | | |
| LINE ITEM: 9-Tree CD-Tree Inv & Condition Study | | | | B E G I N N I N G B A L A N C E | | | | 0.00 0.00 0.00 |
| 5/11/11 | A13922 | 100 7000.521200.00 | Arborgaurd | 2,240.00 | 2,240.00 | | 2,240.00 | |
| | 01-001443 | Iat147221 | CHK: 013753 | | | | | |
| ===== MAY 2011 ACTIVITY | | | | 2,240.00 | | 0.00 | | |
| 7/29/11 | B02910 | 100 4100.521200.00 | July PCard Charges | 350.00 | 2,590.00 | | 2,590.00 | |
| ===== JULY 2011 ACTIVITY | | | | 350.00 | | 0.00 | | |
| ===== LINE ITEM TOTAL | | | | 2 | 2,590.00 | 2,590.00 | 0.00 2,590.00 | |
| ----- | | | | | | | | |
| LINE ITEM: 9-Zon CD-Zoning Rewrite | | | | ===== LINE ITEM TOTAL | | | | 0.00 0.00 0.00 0.00 |
| ===== PROJECT TOTAL | | | | 4,266,338.97 | 4,266,338.97 | 0.00 | 4266,338.97 | |
| ===== | | | | | | | | |
| PROJECT : 1 B Repairs & Maintenance | | | | STATUS : A | | | | |
| LINE ITEM: 4-Bldg FA-Building Maintenance | | | | B E G I N N I N G B A L A N C E | | | | 0.00 0.00 0.00 |
| 2/23/11 | A11301 | 100 1565.522200.00 | Lincoln Property Company | 80.04 | 80.04 | | 80.04 | |
| | 01-001187 | PC41-100 | CHK: 013253 | | | | | |
| ===== FEBRUARY 2011 ACTIVITY | | | | 80.04 | | 0.00 | | |
| 3/11/11 | A12122 | 100 1565.522200.00 | Cummins Power South | 683.26 | 763.30 | | 763.30 | |
| | 01-000296 | 010-42524 | CHK: 013431 | | | | | |
| 3/14/11 | A12102 | 100 2650.522200.00 | Signs Now | 821.70 | 1,585.00 | | 1,585.00 | |
| | 01-000192 | 25860 | CHK: 013416 | | | | | |
| 3/23/11 | A12141 | 100 1565.522200.00 | Lincoln Property Company | 56.28 | 1,641.28 | | 1,641.28 | |
| | 01-001187 | April 2011 | CHK: 013449 | | | | | |
| ===== MARCH 2011 ACTIVITY | | | | 1,561.24 | | 0.00 | | |
| 5/01/11 | A13177 | 100 1565.522200.00 | Lincoln Property Company | 91.46 | 1,732.74 | | 1,732.74 | |
| | 01-001187 | May/2011 | CHK: 013615 | | | | | |
| ===== MAY 2011 ACTIVITY | | | | 91.46 | | 0.00 | | |
| 7/21/11 | A15147 | 100 1565.522200.00 | Lincoln Property Company | 108.33 | 1,841.07 | | 1,841.07 | |
| | 01-001187 | August 201 | CHK: 013943 | | | | | |
| 7/22/11 | A15424 | 100 1565.522200.00 | Strategic Datacom Inc | 2,830.00 | 4,671.07 | | 4,671.07 | |
| | 01-000216 | 7886 | CHK: 013983 | | | | | |
| 7/26/11 | A15110 | 100 1565.522200.00 | Moltz, Richard A. | 200.00 | 4,871.07 | | 4,871.07 | |
| | 01-000063 | 301057 | CHK: 013919 | | | | | |
| 7/29/11 | A15425 | 100 1565.522200.00 | Strategic Datacom Inc | 252.00 | 5,123.07 | | 5,123.07 | |
| | 01-000216 | 7899 | CHK: 013983 | | | | | |
| ===== JULY 2011 ACTIVITY | | | | 3,390.33 | | 0.00 | | |
| 9/01/11 | A15761 | 100 1565.522200.00 | Lincoln Property Company | 334.88 | 5,457.95 | | 5,457.95 | |
| | 01-001187 | September | CHK: 014046 | | | | | |

DATES: 1/01/2011 THRU 9/30/2011

PROJECTS:

MASTER PROJECT: ALL

#K.2.

STATUSES: ACTIVE,

| DATE | TRAN# | A/P | VENDOR | DESCRIPTION/REFERENCE | AMOUNT | BALANCE | AMOUNT | BALANCE | |
|--|--------|-----|----------------|-------------------------------|-----------|-----------|-----------|-----------|-----------|
| PROJECT : 1 B Repairs & Maintenance * (CONTINUED) * STATUS : A | | | | | | | | | |
| 9/29/11 | A16621 | 100 | 1565.522200.00 | APG PCE, LLC | 162.50 | 5,620.45 | | 5,620.45 | |
| | | | 01-001187 | PC41-41 CHK: 014202 | | | | | |
| 9/29/11 | A16621 | 100 | 1565.522200.00 | APG PCE, LLC | 334.88CR | 5,285.57 | | 5,285.57 | |
| | | | 01-001187 | PC41-41 CHK: 014202 | | | | | |
| 9/30/11 | B03122 | 100 | 4200.522200.02 | Accrue a/p for Public Works | 93,137.81 | 98,423.38 | | 98,423.38 | |
| | | | | ***** SEPTEMBER 2011 ACTIVITY | 93,300.31 | | 0.00 | | |
| | | | | ***** LINE ITEM TOTAL | 13 | 98,423.38 | 98,423.38 | 0.00 | 98,423.38 |

| LINE ITEM: 4-HM FA-Hardware Maintenance | | | | | | | | | |
|---|--------|-----|----------------|--------------------------------|----------|----------|----------|----------|----------|
| B E G I N N I N G B A L A N C E | | | | | 0.00 | 0.00 | 0.00 | 0.00 | |
| 2/07/11 | A12854 | 100 | 1535.522200.00 | Phantom Technologies | 3,019.95 | 3,019.95 | | 3,019.95 | |
| | | | 01-001427 | 860248 CHK: 013575 | | | | | |
| | | | | ***** FEBRUARY 2011 ACTIVITY | 3,019.95 | | 0.00 | | |
| 4/18/11 | A12842 | 100 | 1535.522200.00 | Certified Fire Protection, Inc | 398.00 | 3,417.95 | | 3,417.95 | |
| | | | 01-001308 | 045558 CHK: 013566 | | | | | |
| | | | | ***** APRIL 2011 ACTIVITY | 398.00 | | 0.00 | | |
| 7/01/11 | A14841 | 100 | 1535.522200.00 | Strategic Datacom Inc | 305.00 | 3,722.95 | | 3,722.95 | |
| | | | 01-000216 | 7874 CHK: 013886 | | | | | |
| | | | | ***** JULY 2011 ACTIVITY | 305.00 | | 0.00 | | |
| | | | | ***** LINE ITEM TOTAL | 3 | 3,722.95 | 3,722.95 | 0.00 | 3,722.95 |

| LINE ITEM: 4-SM FA-Software Maintenance | | | | | | | | | |
|---|--------|-----|----------------|------------------------------|-----------|-----------|-----------|-----------|-----------|
| B E G I N N I N G B A L A N C E | | | | | 0.00 | 0.00 | 0.00 | 0.00 | |
| 2/24/11 | A11684 | 100 | 1535.522200.00 | Adcap Network Systems | 9,050.00 | 9,050.00 | | 9,050.00 | |
| | | | 01-000106 | 13229 CHK: 013345 | | | | | |
| | | | | ***** FEBRUARY 2011 ACTIVITY | 9,050.00 | | 0.00 | | |
| 3/15/11 | A12125 | 100 | 2650.522200.00 | Tyler Technologies, Inc | 100.00 | 9,150.00 | | 9,150.00 | |
| | | | 01-000331 | 10722 CHK: 013434 | | | | | |
| | | | | ***** MARCH 2011 ACTIVITY | 100.00 | | 0.00 | | |
| 5/15/11 | A13533 | 100 | 1512.522200.00 | Tyler Technologies, Inc | 17,525.75 | 26,675.75 | | 26,675.75 | |
| | | | 01-000331 | 13157 CHK: 013667 | | | | | |
| | | | | ***** MAY 2011 ACTIVITY | 17,525.75 | | 0.00 | | |
| 6/08/11 | A15150 | 100 | 1535.522200.00 | SeeClickFix | 2,500.00 | 29,175.75 | | 29,175.75 | |
| | | | 01-001252 | 556 CHK: 013946 | | | | | |
| 6/15/11 | A14481 | 100 | 1512.522200.00 | Tyler Technologies, Inc | 6,063.55 | 35,239.30 | | 35,239.30 | |
| | | | 01-000331 | 14777 CHK: 013827 | | | | | |
| | | | | ***** JUNE 2011 ACTIVITY | 8,563.55 | | 0.00 | | |
| 8/15/11 | A15756 | 100 | 1512.522200.00 | Tyler Technologies, Inc | 5,316.15 | 40,555.45 | | 40,555.45 | |
| | | | 01-000331 | 28161 CHK: 014042 | | | | | |
| | | | | ***** AUGUST 2011 ACTIVITY | 5,316.15 | | 0.00 | | |
| | | | | ***** LINE ITEM TOTAL | 6 | 40,555.45 | 40,555.45 | 0.00 | 40,555.45 |

DATES: 1/01/2011 THRU 9/30/2011

PROJ #K.2.

MASTER PROJECT: ALL

STATUSES: ACTIVE,

| DATE | TRAN# | A/P | VENDOR | DESCRIPTION/REFERENCE | AMOUNT | BALANCE | ENCUMBERED | BALANCE |
|-------------------|--------|-------------------------|----------------|-------------------------------|---------------|-----------|------------|-----------|
| LINE ITEM: 6-Bldg | | CT-Bldg Maintenance | | | | | | |
| | | | | B E G I N N I N G | B A L A N C E | 0.00 | 0.00 | 0.00 |
| 1/21/11 | A10499 | 100 | 2650.522200.00 | Moltz, Richard A. | 80.00 | 80.00 | | 80.00 |
| | | 01-000063 | 301055 | CHK: 013084 | | | | |
| 1/27/11 | A11274 | 100 | 2650.522200.00 | MacLean-Riggins, Inc. | 165.00 | 245.00 | | 245.00 |
| | | 01-000282 | 24965 | CHK: 013239 | | | | |
| | | | | ===== JANUARY 2011 ACTIVITY | 245.00 | | 0.00 | |
| 2/23/11 | A11301 | 100 | 2650.522200.00 | Lincoln Property Company | 52.41 | 297.41 | | 297.41 |
| | | 01-001187 | PC41-100 | CHK: 013253 | | | | |
| | | | | ===== FEBRUARY 2011 ACTIVITY | 52.41 | | 0.00 | |
| 3/08/11 | A13099 | 100 | 1320.522200.00 | | | | 11,059.29 | 11,356.70 |
| | | 01-001398 | | PO#: 00067 | | | | |
| 3/23/11 | A12141 | 100 | 2650.522200.00 | Lincoln Property Company | 86.85 | 384.26 | | 11,443.55 |
| | | 01-001187 | April 2011 | CHK: 013449 | | | | |
| | | | | ===== MARCH 2011 ACTIVITY | 86.85 | | 11,059.29 | |
| 5/01/11 | A13177 | 100 | 2650.522200.00 | Lincoln Property Company | 141.13 | 525.39 | | 11,584.68 |
| | | 01-001187 | May/2011 | CHK: 013615 | | | | |
| | | | | ===== MAY 2011 ACTIVITY | 141.13 | | 0.00 | |
| 6/27/11 | A14914 | 100 | 2650.522200.00 | B.J. Gunter Co., Inc. | 9,331.30 | 9,856.69 | | 20,915.98 |
| | | 01-001398 | 15795 | CHK: 013908 | | | | |
| | | | | ===== JUNE 2011 ACTIVITY | 9,331.30 | | 0.00 | |
| 7/01/11 | A14496 | 100 | 2650.522200.00 | Lincoln Property Company | 1,308.00 | 11,164.69 | | 22,223.98 |
| | | 01-001187 | PC41-100 J | CHK: 013836 | | | | |
| 7/01/11 | A14496 | 100 | 2650.522200.00 | Lincoln Property Company | 20.00 | 11,184.69 | | 22,243.98 |
| | | 01-001187 | PC41-100 J | CHK: 013836 | | | | |
| 7/21/11 | A15147 | 100 | 2650.522200.00 | Lincoln Property Company | 108.33 | 11,293.02 | | 22,352.31 |
| | | 01-001187 | August 201 | CHK: 013943 | | | | |
| | | | | ===== JULY 2011 ACTIVITY | 1,436.33 | | 0.00 | |
| 9/29/11 | A16621 | 100 | 2650.522200.00 | APG PCE, LLC | 162.50 | 11,455.52 | | 22,514.81 |
| | | 01-001187 | PC41-41 | CHK: 014202 | | | | |
| | | | | ===== SEPTEMBER 2011 ACTIVITY | 162.50 | | 0.00 | |
| | | | | ===== LINE ITEM TOTAL | 11 | 11,455.52 | 11,059.29 | 22,514.81 |
| ----- | | | | | | | | |
| LINE ITEM: 6-Misc | | CT-Misc R&M | | | | | | |
| | | | | B E G I N N I N G | B A L A N C E | 0.00 | 0.00 | 0.00 |
| 3/31/11 | B03043 | 100 | 2650.522200.00 | Account Code Correction | 716.00CR | 716.00CR | | 716.00CR |
| | | | | ===== MARCH 2011 ACTIVITY | 716.00CR | | 0.00 | |
| | | | | ===== LINE ITEM TOTAL | 1 | 716.00CR | 0.00 | 716.00CR |
| ----- | | | | | | | | |
| LINE ITEM: 6-SM | | CT-Software Maintenance | | | | | | |
| | | | | B E G I N N I N G | B A L A N C E | 0.00 | 0.00 | 0.00 |
| 1/01/11 | A10543 | 100 | 2650.522200.00 | Tyler Technologies, Inc | 100.00 | 100.00 | | 100.00 |
| | | 01-000331 | 7831 | CHK: 013107 | | | | |

DATES: 1/01/2011 THRU 9/30/2011

PROJECTS:

MASTER PROJECT: ALL

#K.2.

STATUSES: ACTIVE,

| DATE | TRAN# | G/L ACCOUNT/ A/P VENDOR | DESCRIPTION/REFERENCE | ACTUAL AMOUNT | ENCUMBERED AMOUNT | BALANCE |
|---------------------------------------|--------|----------------------------|-------------------------------|-------------------|----------------------|------------|
| PROJECT : 1 B Repairs & Maintenance | | | | * (CONTINUED) * | | STATUS : A |
| 1/01/11 | A10544 | 100 2650.522200.00 | Tyler Technologies, Inc | 100.00 | | 200.00 |
| | | 01-000331 7832 | CHK: 013107 | | | |
| | | | ***** JANUARY 2011 ACTIVITY | 200.00 | 0.00 | |
| 2/15/11 | A11278 | 100 2650.522200.00 | Tyler Technologies, Inc | 100.00 | | 300.00 |
| | | 01-000331 9227 | CHK: 013243 | | | |
| 2/15/11 | A11279 | 100 2650.522200.00 | Tyler Technologies, Inc | 100.00 | | 400.00 |
| | | 01-000331 9228 | CHK: 013243 | | | |
| 2/28/11 | A12111 | 100 2650.522200.00 | Sungard Public Sector Inc | 533.34 | | 933.34 |
| | | 01-000229 32739 | CHK: 013423 | | | |
| | | | ***** FEBRUARY 2011 ACTIVITY | 733.34 | 0.00 | |
| 3/15/11 | A13172 | 100 2650.522200.00 | Tyler Technologies, Inc | 200.00 | | 1,133.34 |
| | | 01-000331 12387 | CHK: 013611 | | | |
| | | | ***** MARCH 2011 ACTIVITY | 200.00 | 0.00 | |
| 5/23/11 | A14249 | 100 2650.522200.00 | Tyler Technologies, Inc | 330.00 | | 1,463.34 |
| | | 01-000331 14107 | CHK: 013783 | | | |
| 5/26/11 | A13893 | 100 2650.522200.00 | Tyler Technologies, Inc | 200.00 | | 1,663.34 |
| | | 01-000331 136528 | CHK: 013729 | | | |
| | | | ***** MAY 2011 ACTIVITY | 530.00 | 0.00 | |
| 6/15/11 | A14482 | 100 2650.522200.00 | Tyler Technologies, Inc | 250.00 | | 1,913.34 |
| | | 01-000331 14778 | CHK: 013827 | | | |
| 6/15/11 | A14483 | 100 2650.522200.00 | Tyler Technologies, Inc | 200.00 | | 2,113.34 |
| | | 01-000331 15191 | CHK: 013827 | | | |
| | | | ***** JUNE 2011 ACTIVITY | 450.00 | 0.00 | |
| 7/15/11 | A15138 | 100 2650.522200.00 | Tyler Technologies, Inc | 200.00 | | 2,313.34 |
| | | 01-000331 16512 | CHK: 013937 | | | |
| | | | ***** JULY 2011 ACTIVITY | 200.00 | 0.00 | |
| 8/15/11 | A15757 | 100 2650.522200.00 | Tyler Technologies, Inc | 200.00 | | 2,513.34 |
| | | 01-000331 28541 | CHK: 014042 | | | |
| | | | ***** AUGUST 2011 ACTIVITY | 200.00 | 0.00 | |
| 9/11/11 | A16290 | 100 1535.522200.00 | Adcap Network Systems | 7,612.00 | | 10,125.34 |
| | | 01-000106 13928 | CHK: 014124 | | | |
| 9/15/11 | A16612 | 100 2650.522200.00 | Tyler Technologies, Inc | 200.00 | | 10,325.34 |
| | | 01-000331 30015 | CHK: 014194 | | | |
| 9/16/11 | A16611 | 100 2650.522200.00 | Tyler Technologies, Inc | 11,204.35 | | 21,529.69 |
| | | 01-000331 29581 | CHK: 014194 | | | |
| | | | ***** SEPTEMBER 2011 ACTIVITY | 19,016.35 | 0.00 | |
| | | | ***** LINE ITEM TOTAL | 15 | 21,529.69 | 21,529.69 |
| LINE ITEM: 7-Bldg PD-Bldg Maintenance | | | | | | |
| B E G I N N I N G B A L A N C E | | | | 0.00 | 0.00 | 0.00 |
| 1/21/11 | A10499 | 100 3200.522200.00 | Moltz, Richard A. | 80.00 | | 80.00 |
| | | 01-000063 301055 | CHK: 013084 | | | |

DATES: 1/01/2011 THRU 9/30/2011

PROJ #K.2.

MASTER PROJECT: ALL

STATUSES: ACTIVE,

| DATE | TRAN# | A/P | VENDOR | DESCRIPTION/REFERENCE | AMOUNT | BALANCE | ENCUMBERED | BALANCE |
|-------------------------------------|-----------|-----|----------------|-------------------------------|-------------------|----------|------------|----------|
| PROJECT : 1 B Repairs & Maintenance | | | | | * (CONTINUED) * | | STATUS : A | |
| ===== JANUARY 2011 ACTIVITY | | | | | 80.00 | | 0.00 | |
| 2/23/11 | A11301 | 100 | 3200.522200.00 | Lincoln Property Company | 51.87 | 131.87 | | 131.87 |
| | 01-001187 | | PC41-100 | CHK: 013253 | | | | |
| ===== FEBRUARY 2011 ACTIVITY | | | | | 51.87 | | 0.00 | |
| 3/23/11 | A12141 | 100 | 3200.522200.00 | Lincoln Property Company | 56.87 | 188.74 | | 188.74 |
| | 01-001187 | | April 2011 | CHK: 013449 | | | | |
| 3/31/11 | A12821 | 100 | 3200.522200.00 | Shumate Mechanical | 103.20 | 291.94 | | 291.94 |
| | 01-000281 | | SVC0038929 | CHK: 013552 | | | | |
| 3/31/11 | A13171 | 100 | 3200.522200.00 | Shumate Mechanical | 387.60 | 679.54 | | 679.54 |
| | 01-000281 | | SVC0038988 | CHK: 013610 | | | | |
| ===== MARCH 2011 ACTIVITY | | | | | 547.67 | | 0.00 | |
| 4/28/11 | A13524 | 100 | 3200.522200.00 | Shumate Mechanical | 309.10 | 988.64 | | 988.64 |
| | 01-000281 | | SVC0039344 | CHK: 013664 | | | | |
| ===== APRIL 2011 ACTIVITY | | | | | 309.10 | | 0.00 | |
| 5/01/11 | A13177 | 100 | 3200.522200.00 | Lincoln Property Company | 92.41 | 1,081.05 | | 1,081.05 |
| | 01-001187 | | May/2011 | CHK: 013615 | | | | |
| 5/18/11 | A13891 | 100 | 3200.522200.00 | Shumate Mechanical | 320.80 | 1,401.85 | | 1,401.85 |
| | 01-000281 | | SVC0039671 | CHK: 013727 | | | | |
| 5/27/11 | A14245 | 100 | 3200.522200.00 | Shumate Mechanical | 246.25 | 1,648.10 | | 1,648.10 |
| | 01-000281 | | SVC0039824 | CHK: 013781 | | | | |
| 5/31/11 | A14246 | 100 | 3200.522200.00 | Shumate Mechanical | 377.75 | 2,025.85 | | 2,025.85 |
| | 01-000281 | | SVC0039922 | CHK: 013781 | | | | |
| 5/31/11 | A14247 | 100 | 3200.522200.00 | Shumate Mechanical | 187.50 | 2,213.35 | | 2,213.35 |
| | 01-000281 | | SVC0039956 | CHK: 013781 | | | | |
| ===== MAY 2011 ACTIVITY | | | | | 1,224.71 | | 0.00 | |
| 6/03/11 | A16053 | 100 | 3200.522200.00 | Strategic Datacom Inc | 1,430.00 | 3,643.35 | | 3,643.35 |
| | 01-000216 | | 7850 | CHK: 014086 | | | | |
| 6/21/11 | A14893 | 100 | 3200.522200.00 | Shumate Mechanical | 738.15 | 4,381.50 | | 4,381.50 |
| | 01-000281 | | SVC0040250 | CHK: 013889 | | | | |
| 6/25/11 | A15428 | 100 | 3200.522200.00 | Shumate Mechanical | 2,532.00 | 6,913.50 | | 6,913.50 |
| | 01-000281 | | SCHED00788 | CHK: 013986 | | | | |
| ===== JUNE 2011 ACTIVITY | | | | | 4,700.15 | | 0.00 | |
| 7/12/11 | A15429 | 100 | 3200.522200.00 | Shumate Mechanical | 1,328.75 | 8,242.25 | | 8,242.25 |
| | 01-000281 | | SVC0040586 | CHK: 013986 | | | | |
| 7/21/11 | A15147 | 100 | 3200.522200.00 | Lincoln Property Company | 108.34 | 8,350.59 | | 8,350.59 |
| | 01-001187 | | August 201 | CHK: 013943 | | | | |
| 7/21/11 | A15390 | 100 | 3200.522200.00 | Commercial Fire Extinguishers | 392.00 | 8,742.59 | | 8,742.59 |
| | 01-000104 | | 13141 | CHK: 013969 | | | | |
| 7/29/11 | A15430 | 100 | 3200.522200.00 | Shumate Mechanical | 584.75 | 9,327.34 | | 9,327.34 |
| | 01-000281 | | SVC0040864 | CHK: 013986 | | | | |
| ===== JULY 2011 ACTIVITY | | | | | 2,413.84 | | 0.00 | |
| 8/25/11 | A16312 | 100 | 3200.522200.00 | Cummins Power South | 330.10 | 9,657.44 | | 9,657.44 |
| | 01-000296 | | 010-286 | CHK: 014139 | | | | |

DATES: 1/01/2011 THRU 9/30/2011

PROJECTS:

MASTER PROJECT: ALL

#K.2.

STATUSES: ACTIVE,

| DATE | TRAN# | A/P | VENDOR | DESCRIPTION/REFERENCE | AMOUNT | BALANCE | ENCUMBERED | BALANCE | |
|--|-----------|-------------------------|----------------|------------------------------|-----------|-----------|------------|-----------|-----------|
| PROJECT : 1 B Repairs & Maintenance * (CONTINUED) * STATUS : A | | | | | | | | | |
| ===== AUGUST 2011 ACTIVITY | | | | | 330.10 | | 0.00 | | |
| 9/29/11 | A16621 | 100 | 3200.522200.00 | APG PCE, LLC | 721.61 | 10,379.05 | | 10,379.05 | |
| | 01-001187 | PC41-41 | | CHK: 014202 | | | | | |
| ===== SEPTEMBER 2011 ACTIVITY | | | | | 721.61 | | 0.00 | | |
| ===== LINE ITEM TOTAL | | | | | 20 | 10,379.05 | 10,379.05 | 0.00 | 10,379.05 |
| ----- | | | | | | | | | |
| LINE ITEM: 7-HM | | PD-Hardware Maintenance | | | | | | | |
| B E G I N N I N G B A L A N C E | | | | | 0.00 | | 0.00 | 0.00 | |
| 5/01/11 | A13488 | 100 | 3200.522200.00 | Synergistic Software Inc | 3,000.00 | 3,000.00 | | 3,000.00 | |
| | 01-000152 | 4551 | | CHK: 013650 | | | | | |
| 5/19/11 | A14507 | 100 | 3200.522200.00 | Optical Engineering Co, Inc. | 175.00 | 3,175.00 | | 3,175.00 | |
| | 01-001440 | 63379 | | CHK: 013846 | | | | | |
| ===== MAY 2011 ACTIVITY | | | | | 3,175.00 | | 0.00 | | |
| 8/02/11 | A15456 | 100 | 3200.522200.00 | Cartique | 28.00 | 3,203.00 | | 3,203.00 | |
| | 01-001227 | 0152-15 | | CHK: 014002 | | | | | |
| 8/04/11 | A15759 | 100 | 3200.522200.00 | Diversified Electronics, Inc | 500.00 | 3,703.00 | | 3,703.00 | |
| | 01-001125 | 304002732- | | CHK: 014044 | | | | | |
| ===== AUGUST 2011 ACTIVITY | | | | | 528.00 | | 0.00 | | |
| ===== LINE ITEM TOTAL | | | | | 4 | 3,703.00 | 3,703.00 | 0.00 | 3,703.00 |
| ----- | | | | | | | | | |
| LINE ITEM: 7-SM | | PD-Software Maintenance | | | | | | | |
| B E G I N N I N G B A L A N C E | | | | | 0.00 | | 0.00 | 0.00 | |
| 4/29/11 | A13519 | 100 | 3200.522200.00 | Sungard Public Sector Inc | 51,778.88 | 51,778.88 | | 51,778.88 | |
| | 01-000229 | 35115 | | CHK: 013660 | | | | | |
| ===== APRIL 2011 ACTIVITY | | | | | 51,778.88 | | 0.00 | | |
| ===== LINE ITEM TOTAL | | | | | 1 | 51,778.88 | 51,778.88 | 0.00 | 51,778.88 |
| ----- | | | | | | | | | |
| LINE ITEM: 7-Veh | | PD-Vehicle Maintenance | | | | | | | |
| B E G I N N I N G B A L A N C E | | | | | 0.00 | | 0.00 | 0.00 | |
| 1/04/11 | A11338 | 100 | 3200.522200.00 | Espinoza, Fidel | 51.23 | 51.23 | | 51.23 | |
| | 01-0E0074 | Bulb reimb | | CHK: 013284 | | | | | |
| 1/07/11 | A10559 | 100 | 3200.522200.00 | Safelite Glass Corp | 59.95 | 111.18 | | 111.18 | |
| | 01-001200 | 01812-2439 | | CHK: 013117 | | | | | |
| 1/08/11 | A10176 | 100 | 3200.522200.00 | McCullough Auto Care NAPA | 27.77 | 138.95 | | 138.95 | |
| | 01-001178 | 57803 | | CHK: 013062 | | | | | |
| 1/17/11 | A10556 | 100 | 3200.522200.00 | McCullough Auto Care NAPA | 90.85 | 229.80 | | 229.80 | |
| | 01-001178 | 57891 | | CHK: 013115 | | | | | |
| 1/18/11 | A10900 | 100 | 3200.522200.00 | McCullough Auto Care NAPA | 193.51 | 423.31 | | 423.31 | |
| | 01-001178 | 57909 | | CHK: 013186 | | | | | |
| 1/19/11 | A10557 | 100 | 3200.522200.00 | McCullough Auto Care NAPA | 214.57 | 637.88 | | 637.88 | |
| | 01-001178 | 57915 | | CHK: 013115 | | | | | |
| 1/21/11 | A10901 | 100 | 3200.522200.00 | McCullough Auto Care NAPA | 119.45 | 757.33 | | 757.33 | |
| | 01-001178 | 57959 | | CHK: 013186 | | | | | |
| ===== JANUARY 2011 ACTIVITY | | | | | 757.33 | | 0.00 | | |
| 2/02/11 | A11293 | 100 | 3200.522200.00 | McCullough Auto Care NAPA | 25.15 | 782.48 | | 782.48 | |
| | 01-001178 | 58129 | | CHK: 013251 | | | | | |

DATES: 1/01/2011 THRU 9/30/2011

PROJ #K.2.

MASTER PROJECT: ALL

STATUSES: ACTIVE,

| DATE | TRAN# | A/P | VENDOR | DESCRIPTION/REFERENCE | AMOUNT | BALANCE | ENCUMBERED | BALANCE |
|--|--------|-----------|----------------|--------------------------------|-----------|-----------|------------|-----------|
| PROJECT : 1 B Repairs & Maintenance * (CONTINUED) * STATUS : A | | | | | | | | |
| 2/04/11 | A11294 | 100 | 3200.522200.00 | McCullough Auto Care NAPA | 23.95 | 806.43 | | 806.43 |
| | | 01-001178 | 58170 | CHK: 013251 | | | | |
| 2/08/11 | A11303 | 100 | 3200.522200.00 | Safelite Glass Corp | 49.95 | 856.38 | | 856.38 |
| | | 01-001200 | 01569-0221 | CHK: 013255 | | | | |
| 2/10/11 | A11304 | 100 | 3200.522200.00 | Safelite Glass Corp | 49.95 | 906.33 | | 906.33 |
| | | 01-001200 | 01812-2455 | CHK: 013255 | | | | |
| 2/11/11 | A11295 | 100 | 3200.522200.00 | McCullough Auto Care NAPA | 48.77 | 955.10 | | 955.10 |
| | | 01-001178 | 58178 | CHK: 013251 | | | | |
| 2/12/11 | A11296 | 100 | 3200.522200.00 | McCullough Auto Care NAPA | 189.32 | 1,144.42 | | 1,144.42 |
| | | 01-001178 | 58304 | CHK: 013251 | | | | |
| 2/17/11 | A11297 | 100 | 3200.522200.00 | McCullough Auto Care NAPA | 33.55 | 1,177.97 | | 1,177.97 |
| | | 01-001178 | 58375 | CHK: 013251 | | | | |
| 2/17/11 | A11298 | 100 | 3200.522200.00 | McCullough Auto Care NAPA | 79.15 | 1,257.12 | | 1,257.12 |
| | | 01-001178 | 58376 | CHK: 013251 | | | | |
| 2/17/11 | A11299 | 100 | 3200.522200.00 | McCullough Auto Care NAPA | 20.02 | 1,277.14 | | 1,277.14 |
| | | 01-001178 | 58377 | CHK: 013251 | | | | |
| 2/23/11 | A12075 | 100 | 3200.522200.00 | L3 Communications Mobile Visio | 10,200.00 | 11,477.14 | | 11,477.14 |
| | | 01-000136 | 0169247-IN | CHK: 013408 | | | | |
| 2/28/11 | B02334 | 100 | 3200.522200.00 | Pcard 02/2011 | 1,349.12 | 12,826.26 | | 12,826.26 |
| | | | | 2/28/2011 | | | | |
| 2/28/11 | B02334 | 100 | 3200.522200.00 | Pcard 02/2011 | 345.00 | 13,171.26 | | 13,171.26 |
| | | | | 2/28/2011 | | | | |
| 2/28/11 | B02334 | 100 | 3200.522200.00 | Pcard 02/2011 | 194.74 | 13,366.00 | | 13,366.00 |
| | | | | 2/28/2011 | | | | |
| 2/28/11 | B02334 | 100 | 3200.522200.00 | Pcard 02/2011 | 628.88 | 13,994.88 | | 13,994.88 |
| | | | | 2/28/2011 | | | | |
| | | | | ===== FEBRUARY 2011 ACTIVITY | 13,237.55 | | 0.00 | |
| 3/11/11 | A12547 | 100 | 3200.522200.00 | Midwest Radar and Equipment | 315.00 | 14,309.88 | | 14,309.88 |
| | | 01-001114 | 138524 | CHK: 013507 | | | | |
| 3/18/11 | A12550 | 100 | 3200.522200.00 | SCVS Mobile | 330.00 | 14,639.88 | | 14,639.88 |
| | | 01-001176 | 000116 | CHK: 013509 | | | | |
| 3/23/11 | A12076 | 100 | 3200.522200.00 | L3 Communications Mobile Visio | 3,629.00 | 18,268.88 | | 18,268.88 |
| | | 01-000136 | 0169248-IN | CHK: 013408 | | | | |
| 3/23/11 | A12077 | 100 | 3200.522200.00 | L3 Communications Mobile Visio | 177.06 | 18,445.94 | | 18,445.94 |
| | | 01-000136 | 0169249-IN | CHK: 013408 | | | | |
| 3/23/11 | A12078 | 100 | 3200.522200.00 | L3 Communications Mobile Visio | 250.00 | 18,695.94 | | 18,695.94 |
| | | 01-000136 | 0169250-IN | CHK: 013408 | | | | |
| 3/25/11 | A12840 | 100 | 3200.522200.00 | Safelite Glass Corp | 199.00 | 18,894.94 | | 18,894.94 |
| | | 01-001200 | 01812-2479 | CHK: 013564 | | | | |
| | | | | ===== MARCH 2011 ACTIVITY | 4,900.06 | | 0.00 | |
| 4/13/11 | A13555 | 100 | 3200.522200.00 | SCVS Mobile | 110.00 | 19,004.94 | | 19,004.94 |
| | | 01-001176 | 000118 | CHK: 013681 | | | | |
| 4/14/11 | A13178 | 100 | 3200.522200.00 | Safelite Glass Corp | 49.95 | 19,054.89 | | 19,054.89 |
| | | 01-001200 | 01812-2492 | CHK: 013616 | | | | |
| 4/20/11 | A13156 | 100 | 3200.522200.00 | Mitchell's Paint & Body Inc | 2,308.45 | 21,363.34 | | 21,363.34 |
| | | 01-000203 | 18945 | CHK: 013600 | | | | |
| | | | | ===== APRIL 2011 ACTIVITY | 2,468.40 | | 0.00 | |
| 5/02/11 | A13565 | 100 | 3200.522200.00 | Mobile Communications of Dekal | 95.48 | 21,458.82 | | 21,458.82 |
| | | 01-001315 | 772116 | CHK: 013688 | | | | |

DATES: 1/01/2011 THRU 9/30/2011

PROJECTS:

MASTER PROJECT: ALL

#K.2.

STATUSES: ACTIVE,

| DATE | TRAN# | A/P | VENDOR | ====DESCRIPTION/REFERENCE===== | ====AMOUNT===== | ====BALANCE===== | ==ENCUMBERED== | ====AMOUNT===== | ====BALANCE===== |
|--|--------|-----|----------------------|--------------------------------|-----------------|------------------|----------------|-----------------|------------------|
| PROJECT : 1 B Repairs & Maintenance * (CONTINUED) * STATUS : A | | | | | | | | | |
| 5/05/11 | A13920 | 100 | 3200.522200.00 | Jeff Helton/Helton Graphics | 140.00 | 21,598.82 | | 21,598.82 | |
| | | | 01-001441 1727 | CHK: 013751 | | | | | |
| 5/13/11 | B02602 | 100 | 3200.522200.00 | REPAIRS & MAINTENANCE | 10.00 | 21,608.82 | | 21,608.82 | |
| | | | | PR 05/13/2011 | | | | | |
| 5/19/11 | A13919 | 100 | 3200.522200.00 | Optical Engineering Co, Inc. | 175.00 | 21,783.82 | | 21,783.82 | |
| | | | 01-001440 63378 | CHK: 013750 | | | | | |
| 5/20/11 | A15099 | 999 | 0000.113100.00 | REVERSE VOIDED CHECK | 95.48CR | 21,688.34 | | 21,688.34 | |
| | | | 01-001315 772116 | VOID: 013688 | | | | | |
| 5/20/11 | A15099 | 100 | 0000.121100.00 | REVERSE VOIDED CHECK | 95.48 | 21,783.82 | | 21,783.82 | |
| | | | 01-001315 772116 | VOID: 013688 | | | | | |
| 5/20/11 | A15099 | 100 | 3200.522200.00 | REVERSE VOIDED CHECK | 95.48CR | 21,688.34 | | 21,688.34 | |
| | | | 01-001315 772116 | VOID: 013688 | | | | | |
| 5/31/11 | A13878 | 100 | 3200.522200.00 | Mitchell's Paint & Body Inc | 1,574.98 | 23,263.32 | | 23,263.32 | |
| | | | 01-000203 09 Ford CV | CHK: 013722 | | | | | |
| 5/31/11 | B02677 | 100 | 3200.522200.00 | RCPT 00021812 | 23.85CR | 23,239.47 | | 23,239.47 | |
| 5/31/11 | B02677 | 100 | 3200.522200.00 | RCPT 00022230 | 1,574.98CR | 21,664.49 | | 21,664.49 | |
| | | | | ===== MAY 2011 ACTIVITY | 301.15 | | 0.00 | | |
| 6/02/11 | A14167 | 100 | 3200.522200.00 | GA DOR Motor Vehicle Division | 18.00 | 21,682.49 | | 21,682.49 | |
| | | | 01-000098 1GNLC2E03B | CHK: 013758 | | | | | |
| 6/02/11 | A14168 | 100 | 3200.522200.00 | GA DOR Motor Vehicle Division | 18.00 | 21,700.49 | | 21,700.49 | |
| | | | 01-000098 1GNLC2E04B | CHK: 013759 | | | | | |
| 6/02/11 | A14169 | 100 | 3200.522200.00 | GA DOR Motor Vehicle Division | 18.00 | 21,718.49 | | 21,718.49 | |
| | | | 01-000098 IFMJK1F57B | CHK: 013760 | | | | | |
| 6/02/11 | A14434 | 100 | 3200.522200.00 | LaPrade Government Sales | 275.00 | 21,993.49 | | 21,993.49 | |
| | | | 01-000031 5025 | CHK: 013807 | | | | | |
| 6/03/11 | A14512 | 100 | 3200.522200.00 | Hitch House | 800.00 | 22,793.49 | | 22,793.49 | |
| | | | 01-001453 12930 | CHK: 013849 | | | | | |
| 6/15/11 | A14435 | 100 | 3200.522200.00 | LaPrade Government Sales | 367.95 | 23,161.44 | | 23,161.44 | |
| | | | 01-000031 5045 | CHK: 013807 | | | | | |
| 6/27/11 | B02767 | 100 | 3200.522200.00 | GOODYEAR TIRE & AUTO | 339.21 | 23,500.65 | | 23,500.65 | |
| | | | | TXN3203 | | | | | |
| 6/27/11 | B02767 | 100 | 3200.522200.00 | GOODYEAR TIRE & AUTO | 308.49 | 23,809.14 | | 23,809.14 | |
| | | | | TXN3163 | | | | | |
| 6/27/11 | B02767 | 100 | 3200.522200.00 | GOODYEAR TIRE & AUTO | 407.83 | 24,216.97 | | 24,216.97 | |
| | | | | TXN3094 | | | | | |
| 6/27/11 | B02767 | 100 | 3200.522200.00 | GOODYEAR TIRE & AUTO | 355.00 | 24,571.97 | | 24,571.97 | |
| | | | | TXN3089 | | | | | |
| 6/27/11 | B02767 | 100 | 3200.522200.00 | TILDEN CAR CARE | 494.47 | 25,066.44 | | 25,066.44 | |
| | | | | TXN3191 | | | | | |
| 6/27/11 | B02767 | 100 | 3200.522200.00 | TILDEN CAR CARE | 2,123.89 | 27,190.33 | | 27,190.33 | |
| | | | | TXN3162 | | | | | |
| 6/27/11 | B02767 | 100 | 3200.522200.00 | TILDEN CAR CARE | 2,496.67 | 29,687.00 | | 29,687.00 | |
| | | | | TXN3124 | | | | | |
| 6/27/11 | B02767 | 100 | 3200.522200.00 | TILDEN CAR CARE | 2,878.68 | 32,565.68 | | 32,565.68 | |
| | | | | TXN3091 | | | | | |
| 6/27/11 | B02767 | 100 | 3200.522200.00 | CARTIQUE | 8.00 | 32,573.68 | | 32,573.68 | |
| | | | | TXN3167 | | | | | |
| 6/27/11 | B02767 | 100 | 3200.522200.00 | FRANK JACKSON SANDY SPRIN | 722.90 | 33,296.58 | | 33,296.58 | |
| | | | | TXN3184 | | | | | |

DATES: 1/01/2011 THRU 9/30/2011

PROJ #K.2.

MASTER PROJECT: ALL

STATUSES: ACTIVE,

| DATE | TRAN# | A/P | VENDOR | DESCRIPTION/REFERENCE | AMOUNT | BALANCE | ENCUMBERED | BALANCE |
|-------------------------------------|--------|-----|----------------|---|-------------------|-----------|------------|-----------|
| PROJECT : 1 B Repairs & Maintenance | | | | | * (CONTINUED) * | | STATUS : A | |
| 6/27/11 | B02767 | 100 | 3200.522200.00 | FRANK JACKSON SANDY SPRIN TXN3156 | 80.00 | 33,376.58 | | 33,376.58 |
| 6/27/11 | B02767 | 100 | 3200.522200.00 | FRANK JACKSON SANDY SPRIN TXN3140 | 59.95 | 33,436.53 | | 33,436.53 |
| 6/27/11 | B02767 | 100 | 3200.522200.00 | MCCOLLOUGH AUTO CARE & T TXN3209 | 25.15 | 33,461.68 | | 33,461.68 |
| | | | | ===== JUNE 2011 ACTIVITY | 11,797.19 | | 0.00 | |
| 7/29/11 | B02910 | 100 | 3200.522200.00 | July PCard Charges | 2,873.00 | 36,334.68 | | 36,334.68 |
| | | | | ===== JULY 2011 ACTIVITY | 2,873.00 | | 0.00 | |
| 8/03/11 | A15762 | 100 | 3200.522200.00 | Safelite Glass Corp 01-001200 01812-2564 CHK: 014047 | 49.95 | 36,384.63 | | 36,384.63 |
| 8/05/11 | A15730 | 100 | 3200.522200.00 | LaPrade Government Sales 01-000031 5218 CHK: 014021 | 503.00 | 36,887.63 | | 36,887.63 |
| 8/23/11 | A16031 | 100 | 3200.522200.00 | LaPrade Government Sales 01-000031 5271 CHK: 014071 | 90.00 | 36,977.63 | | 36,977.63 |
| 8/26/11 | A16322 | 100 | 3200.522200.00 | Cartique 01-001227 015250 CHK: 014148 | 8.00 | 36,985.63 | | 36,985.63 |
| 8/31/11 | B02972 | 100 | 3200.522200.00 | MCCOLLOUGH AUTO CARE & T 7/28/2011 | 25.15 | 37,010.78 | | 37,010.78 |
| 8/31/11 | B02972 | 100 | 3200.522200.00 | FRANK JACKSON SANDY SPRIN 8/1/2011 | 147.61 | 37,158.39 | | 37,158.39 |
| 8/31/11 | B02972 | 100 | 3200.522200.00 | MCCOLLOUGH AUTO CARE & T 8/1/2011 | 30.35 | 37,188.74 | | 37,188.74 |
| 8/31/11 | B02972 | 100 | 3200.522200.00 | MCCOLLOUGH AUTO CARE & T 8/1/2011 | 119.45 | 37,308.19 | | 37,308.19 |
| 8/31/11 | B02972 | 100 | 3200.522200.00 | MCCOLLOUGH AUTO CARE & T 8/2/2011 | 67.15 | 37,375.34 | | 37,375.34 |
| 8/31/11 | B02972 | 100 | 3200.522200.00 | MCCOLLOUGH AUTO CARE & T 8/2/2011 | 596.00 | 37,971.34 | | 37,971.34 |
| 8/31/11 | B02972 | 100 | 3200.522200.00 | MCCOLLOUGH AUTO CARE & T 8/3/2011 | 629.14 | 38,600.48 | | 38,600.48 |
| 8/31/11 | B02972 | 100 | 3200.522200.00 | MCCOLLOUGH AUTO CARE & T 8/5/2011 | 25.15 | 38,625.63 | | 38,625.63 |
| 8/31/11 | B02972 | 100 | 3200.522200.00 | MCCOLLOUGH AUTO CARE & T 8/5/2011 | 121.09 | 38,746.72 | | 38,746.72 |
| 8/31/11 | B02972 | 100 | 3200.522200.00 | MCCOLLOUGH AUTO CARE & T 8/10/2011 | 25.15 | 38,771.87 | | 38,771.87 |
| 8/31/11 | B02972 | 100 | 3200.522200.00 | FRANK JACKSON SANDY SPRIN 8/11/2011 | 35.00 | 38,806.87 | | 38,806.87 |
| 8/31/11 | B02972 | 100 | 3200.522200.00 | FRANK JACKSON SANDY SPRIN 8/17/2011 | 189.29 | 38,996.16 | | 38,996.16 |
| 8/31/11 | B02972 | 100 | 3200.522200.00 | MCCOLLOUGH AUTO CARE & T 8/19/2011 | 503.11 | 39,499.27 | | 39,499.27 |
| 8/31/11 | B02972 | 100 | 3200.522200.00 | FRANK JACKSON SANDY SPRIN 8/25/2011 | 400.95 | 39,900.22 | | 39,900.22 |
| 8/31/11 | B02972 | 100 | 3200.522200.00 | TILDEN CAR CARE 8/1/2011 | 792.51 | 40,692.73 | | 40,692.73 |

DATES: 1/01/2011 THRU 9/30/2011

PROJECTS:

MASTER PROJECT: ALL

#K.2.

STATUSES: ACTIVE,

| DATE | TRAN# | A/P | VENDOR | DESCRIPTION/REFERENCE | AMOUNT | BALANCE | ENCUMBERED | BALANCE |
|--|--------|-----|----------------|--|-----------|-----------|------------|-----------|
| PROJECT : 1 B Repairs & Maintenance * (CONTINUED) * STATUS : A | | | | | | | | |
| 8/31/11 | B02972 | 100 | 3200.522200.00 | TILDEN CAR CARE 8/15/2011 | 613.96 | 41,306.69 | | 41,306.69 |
| 8/31/11 | B02972 | 100 | 3200.522200.00 | WOOD FULLERTON GOODYEAR 8/17/2011 | 411.32 | 41,718.01 | | 41,718.01 |
| 8/31/11 | B02972 | 100 | 3200.522200.00 | WOOD FULLERTON GOODYEAR 8/25/2011 | 503.71 | 42,221.72 | | 42,221.72 |
| | | | | ===== AUGUST 2011 ACTIVITY | 5,887.04 | | 0.00 | |
| 9/01/11 | A16321 | 100 | 3200.522200.00 | Cartique 01-001227 0148-12 CHK: 014148 | 104.00 | 42,325.72 | | 42,325.72 |
| 9/15/11 | A16573 | 100 | 3200.522200.00 | LaPrade Government Sales 01-000031 5330 CHK: 014167 | 1,282.00 | 43,607.72 | | 43,607.72 |
| 9/20/11 | A16574 | 100 | 3200.522200.00 | LaPrade Government Sales 01-000031 5389 CHK: 014167 | 149.83 | 43,757.55 | | 43,757.55 |
| 9/25/11 | A16613 | 100 | 3200.522200.00 | Frank Jackson Sandy Springs Fo 01-000337 143939 CHK: 014195 | 1,232.67 | 44,990.22 | | 44,990.22 |
| 9/30/11 | B03106 | 100 | 3200.522200.00 | WOOD FULLERTON GOODYEAR TXN00003530 | 136.94 | 45,127.16 | | 45,127.16 |
| 9/30/11 | B03106 | 100 | 3200.522200.00 | WOOD FULLERTON GOODYEAR TXN00003534 | 305.49 | 45,432.65 | | 45,432.65 |
| 9/30/11 | B03106 | 100 | 3200.522200.00 | TILDEN CAR CARE TXN00003540 | 743.90 | 46,176.55 | | 46,176.55 |
| 9/30/11 | B03106 | 100 | 3200.522200.00 | WOOD FULLERTON GOODYEAR TXN00003547 | 187.99 | 46,364.54 | | 46,364.54 |
| 9/30/11 | B03106 | 100 | 3200.522200.00 | WOOD FULLERTON GOODYEAR TXN00003587 | 411.32 | 46,775.86 | | 46,775.86 |
| 9/30/11 | B03106 | 100 | 3200.522200.00 | TILDEN CAR CARE TXN00003592 | 664.11 | 47,439.97 | | 47,439.97 |
| 9/30/11 | B03106 | 100 | 3200.522200.00 | LA PRADE GOVERNMENT SALES TXN00003627 | 1,431.83 | 48,871.80 | | 48,871.80 |
| 9/30/11 | B03106 | 100 | 3200.522200.00 | MCCOLLOUGH AUTO CARE & T TXN00003546 | 16.75 | 48,888.55 | | 48,888.55 |
| 9/30/11 | B03106 | 100 | 3200.522200.00 | FRANK JACKSON SANDY SPRIN TXN00003548 | 253.04 | 49,141.59 | | 49,141.59 |
| 9/30/11 | B03106 | 100 | 3200.522200.00 | MCCOLLOUGH AUTO CARE & T TXN00003550 | 25.15 | 49,166.74 | | 49,166.74 |
| 9/30/11 | B03106 | 100 | 3200.522200.00 | MCCOLLOUGH AUTO CARE & T TXN00003563 | 25.15 | 49,191.89 | | 49,191.89 |
| 9/30/11 | B03106 | 100 | 3200.522200.00 | MCCOLLOUGH AUTO CARE & T TXN00003591 | 25.15 | 49,217.04 | | 49,217.04 |
| 9/30/11 | B03106 | 100 | 3200.522200.00 | MCCOLLOUGH AUTO CARE & T TXN00003617 | 18.90 | 49,235.94 | | 49,235.94 |
| 9/30/11 | B03106 | 100 | 3200.522200.00 | MCCOLLOUGH AUTO CARE & T TXN00003621 | 46.13 | 49,282.07 | | 49,282.07 |
| | | | | ===== SEPTEMBER 2011 ACTIVITY | 7,060.35 | | 0.00 | |
| | | | | ===== LINE ITEM TOTAL 100 | 49,282.07 | 49,282.07 | 0.00 | 49,282.07 |

LINE ITEM: 8-Parks PW-Park Repairs & Maintenance

B E G I N N I N G B A L A N C E

320.00 0.00 320.00

1/01/11 A10767 100 6200.522200.06 Vosochee 3,650.00 3,970.00 3,970.00

01-001185 11001 CHK: 013135

DATES: 1/01/2011 THRU 9/30/2011

PROJ #K.2.

MASTER PROJECT: ALL

STATUSES: ACTIVE,

| DATE | TRAN# | A/P | VENDOR | DESCRIPTION/REFERENCE | AMOUNT | BALANCE | ENCUMBERED | BALANCE |
|-------------------------------------|--------|-----------|----------------|--------------------------------|------------|-----------|------------|-----------|
| PROJECT : 1 B Repairs & Maintenance | | | | * (CONTINUED) * | STATUS : A | | | |
| 1/20/11 | A11739 | 100 | 6200.522200.06 | Elite Fence Co | 125.00 | 4,095.00 | | 4,095.00 |
| | | 01-001391 | 22472 | CHK: 013385 | | | | |
| 1/25/11 | A10907 | 100 | 6200.522200.06 | Read Technical Services Inc | 350.00 | 4,445.00 | | 4,445.00 |
| | | 01-001288 | 80125 | CHK: 013189 | | | | |
| 1/31/11 | A11324 | 100 | 6200.522200.06 | ALL(n)1 Security Services, Inc | 875.70 | 5,320.70 | | 5,320.70 |
| | | 01-001375 | COD013111 | CHK: 013272 | | | | |
| | | | | ***** JANUARY 2011 ACTIVITY | 5,000.70 | | 0.00 | |
| 2/01/11 | A11300 | 100 | 6200.522200.06 | Vosochee | 3,650.00 | 8,970.70 | | 8,970.70 |
| | | 01-001185 | 11002 | CHK: 013252 | | | | |
| 2/01/11 | A11307 | 100 | 6200.522200.06 | Atlanta Fire Extinguisher, Inc | 931.50 | 9,902.20 | | 9,902.20 |
| | | 01-001234 | 6424 | CHK: 013257 | | | | |
| 2/01/11 | A11317 | 100 | 6200.522200.06 | E. Harriman Construction, Inc. | 6,615.37 | 16,517.57 | | 16,517.57 |
| | | 01-001333 | Dunwoody B | CHK: 013267 | | | | |
| 2/03/11 | A11302 | 100 | 6200.522200.06 | Janilink | 229.02 | 16,746.59 | | 16,746.59 |
| | | 01-001189 | 150236 | CHK: 013254 | | | | |
| 2/06/11 | A12558 | 100 | 6200.522200.06 | Royal Flush Plumbing | 5,513.50 | 22,260.09 | | 22,260.09 |
| | | 01-001355 | 13592 | CHK: 013515 | | | | |
| 2/07/11 | A11325 | 100 | 6200.522200.06 | ALL(n)1 Security Services, Inc | 750.60 | 23,010.69 | | 23,010.69 |
| | | 01-001375 | COD020711 | CHK: 013272 | | | | |
| 2/11/11 | A11306 | 100 | 6200.522200.06 | Atlanta Fire Extinguisher, Inc | 397.50 | 23,408.19 | | 23,408.19 |
| | | 01-001234 | 6422 | CHK: 013257 | | | | |
| 2/11/11 | A11311 | 100 | 6200.522200.06 | United Maintenance, Inc. | 334.36 | 23,742.55 | | 23,742.55 |
| | | 01-001282 | 172580 | CHK: 013261 | | | | |
| 2/15/11 | A12565 | 100 | 6200.522200.06 | Rite Way | 1,621.32 | 25,363.87 | | 25,363.87 |
| | | 01-001415 | 329733 | CHK: 013519 | | | | |
| 2/17/11 | A11312 | 100 | 6200.522200.06 | Firestar, Inc | 1,000.00 | 26,363.87 | | 26,363.87 |
| | | 01-001304 | 252 | CHK: 013262 | | | | |
| 2/17/11 | A11331 | 100 | 6200.522200.06 | Elite Fence Co | 2,151.02 | 28,514.89 | | 28,514.89 |
| | | 01-001391 | 1107 | CHK: 013277 | | | | |
| 2/21/11 | A11737 | 100 | 6200.522200.06 | ALL(n)1 Security Services, Inc | 875.70 | 29,390.59 | | 29,390.59 |
| | | 01-001375 | COD22111 | CHK: 013383 | | | | |
| 2/21/11 | A12153 | 100 | 6200.522200.06 | Royal Flush Plumbing | 386.56 | 29,777.15 | | 29,777.15 |
| | | 01-001355 | 13919 | CHK: 013460 | | | | |
| 2/22/11 | A12149 | 100 | 6200.522200.06 | United Maintenance, Inc. | 372.00 | 30,149.15 | | 30,149.15 |
| | | 01-001282 | 172957 | CHK: 013456 | | | | |
| 2/22/11 | A12154 | 100 | 6200.522200.06 | Royal Flush Plumbing | 281.25 | 30,430.40 | | 30,430.40 |
| | | 01-001355 | 14055 | CHK: 013460 | | | | |
| 2/28/11 | A12145 | 100 | 6200.522200.06 | Atlanta Fire Extinguisher, Inc | 424.25 | 30,854.65 | | 30,854.65 |
| | | 01-001234 | 6433 | CHK: 013452 | | | | |
| 2/28/11 | A12156 | 100 | 6200.522200.06 | ALL(n)1 Security Services, Inc | 875.70 | 31,730.35 | | 31,730.35 |
| | | 01-001375 | COD022811 | CHK: 013462 | | | | |
| 2/28/11 | A12564 | 100 | 6200.522200.06 | Rite Way | 1,621.32 | 33,351.67 | | 33,351.67 |
| | | 01-001415 | 329732 | CHK: 013519 | | | | |
| | | | | ***** FEBRUARY 2011 ACTIVITY | 28,030.97 | | 0.00 | |
| 3/01/11 | A12140 | 100 | 6200.522200.06 | Vosochee | 3,650.00 | 37,001.67 | | 37,001.67 |
| | | 01-001185 | 11003 | CHK: 013448 | | | | |
| 3/01/11 | A12150 | 100 | 6200.522200.06 | E. Harriman Construction, Inc. | 3,997.00 | 40,998.67 | | 40,998.67 |
| | | 01-001333 | Brook Run | CHK: 013457 | | | | |

DATES: 1/01/2011 THRU 9/30/2011

PROJECTS:

MASTER PROJECT: ALL

#K.2.

STATUSES: ACTIVE,

| DATE | TRAN# | G/L ACCOUNT/ A/P VENDOR | DESCRIPTION/REFERENCE | ACTUAL AMOUNT | BALANCE | ENCUMBERED AMOUNT | BALANCE |
|-------------------------------------|--------|----------------------------|--------------------------------|-------------------|------------|-------------------|------------|
| PROJECT : 1 B Repairs & Maintenance | | | | * (CONTINUED) * | | STATUS : A | |
| 3/09/11 | A11982 | 999 0000.113100.00 | REVERSE VOIDED CHECK | 125.00CR | 40,873.67 | | 40,873.67 |
| | | 01-001391 22472 | VOID: 013385 | | | | |
| 3/09/11 | A11982 | 100 0000.121100.00 | REVERSE VOIDED CHECK | 125.00 | 40,998.67 | | 40,998.67 |
| | | 01-001391 22472 | VOID: 013385 | | | | |
| 3/09/11 | A11982 | 100 6200.522200.06 | REVERSE VOIDED CHECK | 125.00CR | 40,873.67 | | 40,873.67 |
| | | 01-001391 22472 | VOID: 013385 | | | | |
| 3/12/11 | A12104 | 100 6200.522200.06 | Roadworx | 16,500.00 | 57,373.67 | | 57,373.67 |
| | | 01-000196 58015 | CHK: 013417 | | | | |
| 3/15/11 | A12142 | 100 6200.522200.06 | Adrian Security Co. | 26.00 | 57,399.67 | | 57,399.67 |
| | | 01-001198 119506 | CHK: 013450 | | | | |
| 3/21/11 | A12844 | 100 6200.522200.06 | ALL(n)1 Security Services, Inc | 875.70 | 58,275.37 | | 58,275.37 |
| | | 01-001375 COD032111 | CHK: 013568 | | | | |
| 3/28/11 | A12148 | 100 6200.522200.06 | LMI Electrical Contractors, In | 2,349.89 | 60,625.26 | | 60,625.26 |
| | | 01-001275 1024093 | CHK: 013455 | | | | |
| 3/30/11 | A12852 | 100 6200.522200.06 | A&A Plumbing | 2,723.96 | 63,349.22 | | 63,349.22 |
| | | 01-001426 27 | CHK: 013574 | | | | |
| 3/31/11 | B02465 | 100 6200.522200.06 | Accrue PW Expenses | 3,599.66 | 66,948.88 | | 66,948.88 |
| 3/31/11 | B02563 | 100 6200.521200.00 | Public Works accruals | 26,375.00 | 93,323.88 | | 93,323.88 |
| | | | ===== MARCH 2011 ACTIVITY | 59,972.21 | | 0.00 | |
| 4/01/11 | B02466 | 100 6200.522200.06 | Accrue PW Expenses | 3,599.66CR | 89,724.22 | | 89,724.22 |
| 4/01/11 | A12837 | 100 6200.522200.06 | Vosochee | 3,650.00 | 93,374.22 | | 93,374.22 |
| | | 01-001185 11004 | CHK: 013561 | | | | |
| 4/14/11 | A12853 | 100 6200.522200.06 | A&A Plumbing | 3,300.00 | 96,674.22 | | 96,674.22 |
| | | 01-001426 28 | CHK: 013574 | | | | |
| 4/15/11 | A13192 | 100 6200.522200.06 | Rite Way | 1,621.32 | 98,295.54 | | 98,295.54 |
| | | 01-001415 330370 | CHK: 013629 | | | | |
| 4/18/11 | A13909 | 100 6200.522200.06 | Janilink | 1,308.25 | 99,603.79 | | 99,603.79 |
| | | 01-001189 154288 | CHK: 013742 | | | | |
| 4/20/11 | A13157 | 100 3200.522200.00 | Mitchell's Paint & Body Inc | 3,781.94 | 103,385.73 | | 103,385.73 |
| | | 01-000203 19157 | CHK: 013600 | | | | |
| 4/27/11 | A13570 | 100 6200.522200.06 | Rite Way | 4,127.35 | 107,513.08 | | 107,513.08 |
| | | 01-001415 330431 | CHK: 013693 | | | | |
| 4/27/11 | A13910 | 100 6200.522200.06 | Adrian Security Co. | 889.16 | 108,402.24 | | 108,402.24 |
| | | 01-001198 119763 | CHK: 013743 | | | | |
| 4/28/11 | A13575 | 100 6200.522200.06 | Cox's Mid-Georgia Pest Control | 60.00 | 108,462.24 | | 108,462.24 |
| | | 01-001435 154847 | CHK: 013698 | | | | |
| 4/28/11 | A13578 | 100 6200.522200.06 | Cox's Mid-Georgia Pest Control | 45.00 | 108,507.24 | | 108,507.24 |
| | | 01-001435 154850 | CHK: 013698 | | | | |
| 4/29/11 | A13576 | 100 6200.522200.06 | Cox's Mid-Georgia Pest Control | 45.00 | 108,552.24 | | 108,552.24 |
| | | 01-001435 154848 | CHK: 013698 | | | | |
| 4/29/11 | A13577 | 100 6200.522200.06 | Cox's Mid-Georgia Pest Control | 30.00 | 108,582.24 | | 108,582.24 |
| | | 01-001435 154849 | CHK: 013698 | | | | |
| 4/29/11 | A13579 | 100 6200.522200.06 | Cox's Mid-Georgia Pest Control | 125.00 | 108,707.24 | | 108,707.24 |
| | | 01-001435 154851 | CHK: 013698 | | | | |
| 4/29/11 | A13582 | 100 6200.522200.06 | Cox's Mid-Georgia Pest Control | 1,600.00 | 110,307.24 | | 110,307.24 |
| | | 01-001435 154854 | CHK: 013698 | | | | |
| 4/30/11 | B02565 | 100 6200.522200.06 | Public Works Inv Accruals | 6,082.35 | 116,389.59 | | 116,389.59 |
| | | | ===== APRIL 2011 ACTIVITY | 23,065.71 | | 0.00 | |
| 5/01/11 | B02564 | 100 6200.521200.00 | Public Works accruals | 26,375.00CR | 90,014.59 | | 90,014.59 |

DATES: 1/01/2011 THRU 9/30/2011

PROJ #K.2.

MASTER PROJECT: ALL

STATUSES: ACTIVE,

| DATE | TRAN# | A/P | VENDOR | DESCRIPTION/REFERENCE | AMOUNT | BALANCE | ENCUMBERED | BALANCE |
|-------------------------------------|--------|-----|----------------------|--------------------------------|------------|------------|------------|------------|
| PROJECT : 1 B Repairs & Maintenance | | | | * (CONTINUED) * | STATUS : A | | | |
| 5/01/11 | B02566 | 100 | 6200.522200.06 | Public Works Inv Accruals | 6,082.35CR | 83,932.24 | | 83,932.24 |
| 5/05/11 | A13558 | 100 | 6200.522200.06 | Adrian Security Co. | 4,598.00 | 88,530.24 | | 88,530.24 |
| | | | 01-001198 119789 | CHK: 013683 | | | | |
| 5/05/11 | A13574 | 100 | 6200.522200.06 | Cox's Mid-Georgia Pest Control | 45.00 | 88,575.24 | | 88,575.24 |
| | | | 01-001435 154846 | CHK: 013698 | | | | |
| 5/05/11 | A13580 | 100 | 6200.522200.06 | Cox's Mid-Georgia Pest Control | 50.00 | 88,625.24 | | 88,625.24 |
| | | | 01-001435 154852 | CHK: 013698 | | | | |
| 5/05/11 | A13581 | 100 | 6200.522200.06 | Cox's Mid-Georgia Pest Control | 50.00 | 88,675.24 | | 88,675.24 |
| | | | 01-001435 154853 | CHK: 013698 | | | | |
| 5/05/11 | A14916 | 100 | 6200.522200.06 | A&A Plumbing | 1,365.00 | 90,040.24 | | 90,040.24 |
| | | | 01-001426 29 | CHK: 013910 | | | | |
| 5/05/11 | A14917 | 100 | 6200.522200.06 | A&A Plumbing | 2,200.00 | 92,240.24 | | 92,240.24 |
| | | | 01-001426 30 | CHK: 013910 | | | | |
| 5/05/11 | A14918 | 100 | 6200.522200.06 | A&A Plumbing | 590.00 | 92,830.24 | | 92,830.24 |
| | | | 01-001426 31 | CHK: 013910 | | | | |
| 5/08/11 | A13511 | 100 | 6200.522200.06 | Roadworx | 16,500.00 | 109,330.24 | | 109,330.24 |
| | | | 01-000196 58040 | CHK: 013655 | | | | |
| 5/08/11 | A14235 | 100 | 6200.522200.06 | Roadworx | 1,752.35 | 111,082.59 | | 111,082.59 |
| | | | 01-000196 58043 | CHK: 013775 | | | | |
| 5/15/11 | A13915 | 100 | 6200.522200.06 | Rite Way | 1,621.32 | 112,703.91 | | 112,703.91 |
| | | | 01-001415 330974 | CHK: 013747 | | | | |
| 5/16/11 | A13911 | 100 | 6200.522200.06 | Adrian Security Co. | 971.00 | 113,674.91 | | 113,674.91 |
| | | | 01-001198 119956 | CHK: 013743 | | | | |
| 5/19/11 | A13913 | 100 | 6200.522200.06 | E. Harriman Construction, Inc. | 9,572.36 | 123,247.27 | | 123,247.27 |
| | | | 01-001333 May 19 201 | CHK: 013745 | | | | |
| 5/25/11 | A14269 | 100 | 6200.522200.06 | A&A Plumbing | 485.00 | 123,732.27 | | 123,732.27 |
| | | | 01-001426 35 | CHK: 013799 | | | | |
| | | | | ===== MAY 2011 ACTIVITY | 7,342.68 | | 0.00 | |
| 6/01/11 | A14468 | 100 | 6200.522200.06 | Roadworx | 1,763.20 | 125,495.47 | | 125,495.47 |
| | | | 01-000196 58060 | CHK: 013820 | | | | |
| 6/07/11 | A14520 | 100 | 6200.522200.06 | GDOL Safety Engineering | 145.00 | 125,640.47 | | 125,640.47 |
| | | | 01-001459 348641 | CHK: 013854 | | | | |
| 6/10/11 | A14501 | 100 | 6200.522200.06 | United Maintenance, Inc. | 555.25 | 126,195.72 | | 126,195.72 |
| | | | 01-001282 176755 | CHK: 013840 | | | | |
| 6/14/11 | A14919 | 100 | 6200.522200.06 | A&A Plumbing | 960.00 | 127,155.72 | | 127,155.72 |
| | | | 01-001426 38 | CHK: 013910 | | | | |
| 6/15/11 | A14505 | 100 | 6200.522200.06 | Rite Way | 1,621.32 | 128,777.04 | | 128,777.04 |
| | | | 01-001415 331638 | CHK: 013844 | | | | |
| 6/17/11 | A14504 | 100 | 6200.522200.06 | E. Harriman Construction, Inc. | 7,174.59 | 135,951.63 | | 135,951.63 |
| | | | 01-001333 June 17, 2 | CHK: 013843 | | | | |
| 6/21/11 | A14903 | 100 | 6200.522200.06 | United Maintenance, Inc. | 2,889.76 | 138,841.39 | | 138,841.39 |
| | | | 01-001282 177227 | CHK: 013896 | | | | |
| 6/23/11 | A14904 | 100 | 6200.522200.06 | United Maintenance, Inc. | 407.52 | 139,248.91 | | 139,248.91 |
| | | | 01-001282 177282 | CHK: 013897 | | | | |
| 6/25/11 | A14883 | 100 | 4200.522200.02 | Metro Materials Inc. | 22.10 | 139,271.01 | | 139,271.01 |
| | | | 01-000163 21785 | CHK: 013879 | | | | |
| 6/27/11 | B02767 | 100 | 6200.522200.06 | ALL ABOUT TREES INC | 1,750.00 | 141,021.01 | | 141,021.01 |
| | | | | TXN3141 | | | | |

DATES: 1/01/2011 THRU 9/30/2011

PROJECTS:

MASTER PROJECT: ALL

#K.2.

STATUSES: ACTIVE,

| DATE | TRAN# | A/P | VENDOR | DESCRIPTION/REFERENCE | AMOUNT | BALANCE | ENCUMBERED | BALANCE |
|-------------------------------------|--------|-----|----------------------|--------------------------------|-------------------|------------|------------|------------|
| PROJECT : 1 B Repairs & Maintenance | | | | | * (CONTINUED) * | | STATUS : A | |
| 6/28/11 | A14905 | 100 | 6200.522200.06 | United Maintenance, Inc. | 399.19 | 141,420.20 | | 141,420.20 |
| | | | 01-001282 177475 | CHK: 013898 | | | | |
| 6/29/11 | A14909 | 100 | 6200.522200.06 | E. Harriman Construction, Inc. | 9,277.00 | 150,697.20 | | 150,697.20 |
| | | | 01-001333 06.29.2011 | CHK: 013901 | | | | |
| 6/30/11 | A15152 | 100 | 6200.522200.06 | LMI Electrical Contractors, In | 359.66 | 151,056.86 | | 151,056.86 |
| | | | 01-001275 1026378 | CHK: 013948 | | | | |
| | | | | ===== JUNE 2011 ACTIVITY | 27,324.59 | | 0.00 | |
| 7/12/11 | A15458 | 100 | 6200.522200.06 | United Maintenance, Inc. | 252.00 | 151,308.86 | | 151,308.86 |
| | | | 01-001282 178093 | CHK: 014004 | | | | |
| 7/13/11 | A15160 | 100 | 6200.522200.06 | Cox's Mid-Georgia Pest Control | 45.00 | 151,353.86 | | 151,353.86 |
| | | | 01-001435 157195 | CHK: 013955 | | | | |
| 7/15/11 | A15158 | 100 | 6200.522200.06 | Rite Way | 1,621.32 | 152,975.18 | | 152,975.18 |
| | | | 01-001415 332296 | CHK: 013954 | | | | |
| 7/20/11 | A15159 | 100 | 6200.522200.06 | Cox's Mid-Georgia Pest Control | 45.00 | 153,020.18 | | 153,020.18 |
| | | | 01-001435 157194 | CHK: 013955 | | | | |
| 7/21/11 | A15155 | 100 | 6200.522200.06 | E. Harriman Construction, Inc. | 3,561.27 | 156,581.45 | | 156,581.45 |
| | | | 01-001333 07.21.2011 | CHK: 013951 | | | | |
| 7/22/11 | A15455 | 100 | 6200.522200.06 | Adrian Security Co. | 1,113.50 | 157,694.95 | | 157,694.95 |
| | | | 01-001198 120457 | CHK: 014001 | | | | |
| 7/25/11 | A15459 | 100 | 6200.522200.06 | United Maintenance, Inc. | 212.00 | 157,906.95 | | 157,906.95 |
| | | | 01-001282 178519 | CHK: 014005 | | | | |
| 7/25/11 | A15460 | 100 | 6200.522200.06 | United Maintenance, Inc. | 529.53 | 158,436.48 | | 158,436.48 |
| | | | 01-001282 178730 | CHK: 014006 | | | | |
| 7/29/11 | B02910 | 100 | 6200.522200.06 | July PCard Charges | 2,975.00 | 161,411.48 | | 161,411.48 |
| | | | | ===== JULY 2011 ACTIVITY | 10,354.62 | | 0.00 | |
| 8/01/11 | A15744 | 100 | 6200.522200.06 | Roadworx | 17,769.21 | 179,180.69 | | 179,180.69 |
| | | | 01-000196 58084 | CHK: 014034 | | | | |
| 8/03/11 | A15765 | 100 | 6200.522200.06 | United Maintenance, Inc. | 1,607.50 | 180,788.19 | | 180,788.19 |
| | | | 01-001282 179064 | CHK: 014050 | | | | |
| 8/09/11 | A15770 | 100 | 6200.531100.00 | M and H Pine Straw, Inc | 3,339.00 | 184,127.19 | | 184,127.19 |
| | | | 01-001425 08.09.2011 | CHK: 014055 | | | | |
| 8/11/11 | A15774 | 100 | 6200.522200.06 | Cox's Mid-Georgia Pest Control | 45.00 | 184,172.19 | | 184,172.19 |
| | | | 01-001435 157193 | CHK: 014058 | | | | |
| 8/12/11 | A15771 | 100 | 6200.522200.06 | A&A Plumbing | 1,940.00 | 186,112.19 | | 186,112.19 |
| | | | 01-001426 48 | CHK: 014056 | | | | |
| 8/12/11 | A15772 | 100 | 6200.522200.06 | A&A Plumbing | 2,080.00 | 188,192.19 | | 188,192.19 |
| | | | 01-001426 49 | CHK: 014056 | | | | |
| 8/15/11 | A15984 | 100 | 6200.522200.06 | Rite Way | 1,621.32 | 189,813.51 | | 189,813.51 |
| | | | 01-001415 333021 | CHK: 014105 | | | | |
| 8/18/11 | A15981 | 100 | 6200.522200.06 | United Site Services | 234.36 | 190,047.87 | | 190,047.87 |
| | | | 01-001283 114-122828 | CHK: 014098 | | | | |
| 8/31/11 | A16323 | 100 | 6200.522200.06 | Atlanta Fire Extinguisher, Inc | 169.00 | 190,216.87 | | 190,216.87 |
| | | | 01-001234 7896 | CHK: 014149 | | | | |
| | | | | ===== AUGUST 2011 ACTIVITY | 28,805.39 | | 0.00 | |
| 9/01/11 | A16299 | 100 | 6200.522200.06 | Roadworx | 17,293.75 | 207,510.62 | | 207,510.62 |
| | | | 01-000196 58092 | CHK: 014131 | | | | |

DATES: 1/01/2011 THRU 9/30/2011

PROJ #K.2.

MASTER PROJECT: ALL

STATUSES: ACTIVE,

| DATE | TRAN# | A/P | VENDOR | DESCRIPTION/REFERENCE | AMOUNT | BALANCE | ENCUMBERED | BALANCE |
|--|--------|-----|------------------|-------------------------------|---------------|------------|------------|------------|
| PROJECT : 1 B Repairs & Maintenance | | | | * (CONTINUED) * | STATUS : A | | | |
| 9/15/11 | A16628 | 100 | 6200.522200.06 | Rite Way | 1,621.32 | 209,131.94 | | 209,131.94 |
| | | | 01-001415 333751 | CHK: 014208 | | | | |
| 9/15/11 | A16630 | 100 | 6200.522200.06 | A&A Plumbing | 6,800.00 | 215,931.94 | | 215,931.94 |
| | | | 01-001426 59 | CHK: 014210 | | | | |
| 9/15/11 | A16631 | 100 | 6200.522200.06 | A&A Plumbing | 2,200.00 | 218,131.94 | | 218,131.94 |
| | | | 01-001426 60 | CHK: 014210 | | | | |
| 9/20/11 | A16625 | 100 | 6200.522200.06 | United Maintenance, Inc. | 1,512.94 | 219,644.88 | | 219,644.88 |
| | | | 01-001282 180697 | CHK: 014206 | | | | |
| 9/30/11 | B03106 | 100 | 6200.522200.06 | ADRIAN SECURITY | 730.00 | 220,374.88 | | 220,374.88 |
| | | | | TXN00003633 | | | | |
| | | | | ===== SEPTEMBER 2011 ACTIVITY | 30,158.01 | | 0.00 | |
| | | | | ===== LINE ITEM TOTAL | 101 | 220,054.88 | 220,374.88 | 0.00 |
| ----- | | | | | | | | |
| LINE ITEM: 8-ROW PW-Right of Way Maintenance | | | | B E G I N N I N G | B A L A N C E | 0.00 | 0.00 | 0.00 |
| 1/26/11 | A10865 | 560 | 4320.522200.05 | Vulcan Materials Company | 472.32 | 472.32 | | 472.32 |
| | | | 01-000165 601624 | CHK: 013156 | | | | |
| | | | | ===== JANUARY 2011 ACTIVITY | 472.32 | | 0.00 | |
| 2/06/11 | A11704 | 100 | 4200.522200.05 | Roadworx | 325.00 | 797.32 | | 797.32 |
| | | | 01-000196 58002 | CHK: 013358 | | | | |
| | | | | ===== FEBRUARY 2011 ACTIVITY | 325.00 | | 0.00 | |
| 3/01/11 | A12105 | 100 | 4200.522200.05 | Roadworx | 1,950.00 | 2,747.32 | | 2,747.32 |
| | | | 01-000196 58017 | CHK: 013417 | | | | |
| 3/31/11 | B02563 | 100 | 4200.522200.02 | Public Works accruals | 716.92 | 3,464.24 | | 3,464.24 |
| | | | | ===== MARCH 2011 ACTIVITY | 2,666.92 | | 0.00 | |
| 4/01/11 | A13508 | 100 | 4200.522200.05 | Roadworx | 3,250.00 | 6,714.24 | | 6,714.24 |
| | | | 01-000196 58026 | CHK: 013655 | | | | |
| 4/30/11 | B02565 | 100 | 4200.522200.05 | Public Works Inv Accruals | 32.50 | 6,746.74 | | 6,746.74 |
| | | | | ===== APRIL 2011 ACTIVITY | 3,282.50 | | 0.00 | |
| 5/01/11 | B02564 | 100 | 4200.522200.02 | Public Works accruals | 716.92CR | 6,029.82 | | 6,029.82 |
| 5/01/11 | B02566 | 100 | 4200.522200.05 | Public Works Inv Accruals | 32.50CR | 5,997.32 | | 5,997.32 |
| 5/08/11 | A13512 | 100 | 4200.522200.05 | Roadworx | 6,575.60 | 12,572.92 | | 12,572.92 |
| | | | 01-000196 58041 | CHK: 013655 | | | | |
| | | | | ===== MAY 2011 ACTIVITY | 5,826.18 | | 0.00 | |
| 6/01/11 | A14467 | 100 | 4200.522200.05 | Roadworx | 12,950.00 | 25,522.92 | | 25,522.92 |
| | | | 01-000196 58058 | CHK: 013820 | | | | |
| 6/01/11 | A14467 | 100 | 4200.522200.01 | Roadworx | 1,200.00 | 26,722.92 | | 26,722.92 |
| | | | 01-000196 58058 | CHK: 013820 | | | | |
| | | | | ===== JUNE 2011 ACTIVITY | 14,150.00 | | 0.00 | |
| 7/01/11 | A15422 | 100 | 4200.522200.05 | Roadworx | 15,600.00 | 42,322.92 | | 42,322.92 |
| | | | 01-000196 58073 | CHK: 013981 | | | | |
| 7/01/11 | A15422 | 100 | 4200.522200.01 | Roadworx | 1,800.00 | 44,122.92 | | 44,122.92 |
| | | | 01-000196 58073 | CHK: 013981 | | | | |

DATES: 1/01/2011 THRU 9/30/2011

PROJECTS:

MASTER PROJECT: ALL

#K.2.

STATUSES: ACTIVE,

| DATE | TRAN# | A/P | VENDOR | DESCRIPTION/REFERENCE | AMOUNT | BALANCE | ENCUMBERED | BALANCE |
|-------------------------------------|-----------|-------------------------|----------------|--------------------------------|---------------|------------|------------|------------|
| PROJECT : 1 B Repairs & Maintenance | | | | * (CONTINUED) * | | STATUS : A | | |
| ===== JULY 2011 ACTIVITY | | | | | 17,400.00 | | 0.00 | |
| 8/01/11 | A15745 | 100 | 4200.522200.05 | Roadworx | 7,810.52 | 51,933.44 | | 51,933.44 |
| | 01-000196 | 58086 | | CHK: 014034 | | | | |
| ===== AUGUST 2011 ACTIVITY | | | | | 7,810.52 | | 0.00 | |
| 9/01/11 | A16300 | 100 | 4200.522200.05 | Roadworx | 11,000.00 | 62,933.44 | | 62,933.44 |
| | 01-000196 | 58093 | | CHK: 014131 | | | | |
| ===== SEPTEMBER 2011 ACTIVITY | | | | | 11,000.00 | | 0.00 | |
| ===== LINE ITEM TOTAL | | | | | 15 | 62,933.44 | 0.00 | 62,933.44 |
| ----- | | | | | | | | |
| LINE ITEM: 8-SDR | | PW-Storm Damage Removal | | | | | | |
| B E G I N N I N G | | | | | B A L A N C E | 0.00 | 0.00 | 0.00 |
| 2/06/11 | A12103 | 560 | 4320.522200.00 | Roadworx | 22,710.93 | 22,710.93 | | 22,710.93 |
| | 01-000196 | 58005 | | CHK: 013417 | | | | |
| 2/09/11 | A11256 | 560 | 4320.522200.05 | Vulcan Materials Company | 466.32 | 23,177.25 | | 23,177.25 |
| | 01-000165 | 606584 | | CHK: 013227 | | | | |
| 2/09/11 | A11257 | 560 | 4320.522200.05 | Vulcan Materials Company | 369.36 | 23,546.61 | | 23,546.61 |
| | 01-000165 | 609017 | | CHK: 013227 | | | | |
| 2/16/11 | A11702 | 100 | 4200.522200.01 | Vulcan Materials Company | 419.20 | 23,965.81 | | 23,965.81 |
| | 01-000165 | 609018 | | CHK: 013356 | | | | |
| 2/18/11 | A12090 | 100 | 4200.522200.01 | Vulcan Materials Company | 100.00 | 24,065.81 | | 24,065.81 |
| | 01-000165 | 0141103-IN | | CHK: 013414 | | | | |
| 2/20/11 | A12529 | 100 | 4200.522200.01 | Roadworx | 26,420.45 | 50,486.26 | | 50,486.26 |
| | 01-000196 | 58008 | | CHK: 013494 | | | | |
| ===== FEBRUARY 2011 ACTIVITY | | | | | 50,486.26 | | 0.00 | |
| 3/01/11 | A12530 | 100 | 4200.522200.01 | Roadworx | 1,800.00 | 52,286.26 | | 52,286.26 |
| | 01-000196 | 58018 | | CHK: 013494 | | | | |
| 3/07/11 | A12127 | 560 | 4320.522200.00 | Stillwater Enterprises, Inc. | 35,337.00 | 87,623.26 | | 87,623.26 |
| | 01-001006 | 99-30711-1 | | CHK: 013436 | | | | |
| 3/07/11 | A12128 | 560 | 4320.522200.00 | Stillwater Enterprises, Inc. | 15,145.00 | 102,768.26 | | 102,768.26 |
| | 01-001006 | 99-30711-2 | | CHK: 013436 | | | | |
| 3/09/11 | A12095 | 560 | 4320.522200.05 | Vulcan Materials Company | 1,375.68 | 104,143.94 | | 104,143.94 |
| | 01-000165 | 616857 | | CHK: 013414 | | | | |
| 3/09/11 | A12096 | 560 | 4320.522200.05 | Vulcan Materials Company | 486.48 | 104,630.42 | | 104,630.42 |
| | 01-000165 | 616858 | | CHK: 013414 | | | | |
| 3/09/11 | A12097 | 560 | 4320.522200.05 | Vulcan Materials Company | 493.92 | 105,124.34 | | 105,124.34 |
| | 01-000165 | 616859 | | CHK: 013414 | | | | |
| 3/09/11 | A12100 | 560 | 4320.522200.05 | Vulcan Materials Company | 341.36 | 105,465.70 | | 105,465.70 |
| | 01-000165 | 619458 | | CHK: 013414 | | | | |
| 3/14/11 | A12528 | 560 | 4320.522200.05 | Vulcan Materials Company | 123.12 | 105,588.82 | | 105,588.82 |
| | 01-000165 | 900817 | | CHK: 013493 | | | | |
| ===== MARCH 2011 ACTIVITY | | | | | 55,102.56 | | 0.00 | |
| 6/24/11 | A15157 | 100 | 4200.522200.01 | Yellow Ribbon Tree Experts, LL | 3,200.00 | 108,788.82 | | 108,788.82 |
| | 01-001386 | 00624-11 | | CHK: 013953 | | | | |
| ===== JUNE 2011 ACTIVITY | | | | | 3,200.00 | | 0.00 | |
| 8/01/11 | A15745 | 100 | 4200.522200.01 | Roadworx | 600.00 | 109,388.82 | | 109,388.82 |
| | 01-000196 | 58086 | | CHK: 014034 | | | | |

DATES: 1/01/2011 THRU 9/30/2011

PROJ #K.2.

MASTER PROJECT: ALL

STATUSES: ACTIVE,

| DATE | TRAN# | A/P | VENDOR | DESCRIPTION/REFERENCE | AMOUNT | BALANCE | ENCUMBERED | BALANCE |
|--|-----------|-------|----------------|-----------------------|-------------|------------|------------|-----------------|
| PROJECT : 1 B Repairs & Maintenance * (CONTINUED) * STATUS : A | | | | | | | | |
| ===== AUGUST 2011 ACTIVITY | | | | | 600.00 | | 0.00 | |
| ===== LINE ITEM TOTAL | | | | | 16 | 109,388.82 | 109,388.82 | 0.00 109,388.82 |
| ----- | | | | | | | | |
| LINE ITEM: 8-Signal PW-Traffic Signals | | | | | | | | |
| B E G I N N I N G B A L A N C E | | | | | | 0.00 | 0.00 | 0.00 |
| 2/06/11 | A11706 | 100 | 4200.522200.03 | Roadworx | 23,399.30 | 23,399.30 | | 23,399.30 |
| | 01-000196 | 58004 | | CHK: 013358 | | | | |
| ===== FEBRUARY 2011 ACTIVITY | | | | | 23,399.30 | | 0.00 | |
| 3/01/11 | A13506 | 100 | 4200.522200.03 | Roadworx | 31,833.24 | 55,232.54 | | 55,232.54 |
| | 01-000196 | 58016 | | CHK: 013655 | | | | |
| 3/31/11 | B02465 | 100 | 4200.522200.03 | Accrue PW Expenses | 31,833.24 | 87,065.78 | | 87,065.78 |
| 3/31/11 | B02563 | 100 | 4200.522200.03 | Public Works accruals | 31,833.24 | 118,899.02 | | 118,899.02 |
| ===== MARCH 2011 ACTIVITY | | | | | 95,499.72 | | 0.00 | |
| 4/01/11 | B02466 | 100 | 4200.522200.03 | Accrue PW Expenses | 31,833.24CR | 87,065.78 | | 87,065.78 |
| 4/03/11 | A13155 | 100 | 4200.522200.03 | Roadworx | 19,963.25 | 107,029.03 | | 107,029.03 |
| | 01-000196 | 58027 | | CHK: 013599 | | | | |
| 4/08/11 | A13513 | 100 | 4200.522200.03 | Roadworx | 17,589.85 | 124,618.88 | | 124,618.88 |
| | 01-000196 | 58042 | | CHK: 013655 | | | | |
| ===== APRIL 2011 ACTIVITY | | | | | 5,719.86 | | 0.00 | |
| 5/01/11 | B02564 | 100 | 4200.522200.03 | Public Works accruals | 31,833.24CR | 92,785.64 | | 92,785.64 |
| 5/08/11 | A13514 | 100 | 4200.522200.02 | Roadworx | 35,882.72 | 128,668.36 | | 128,668.36 |
| | 01-000196 | 58044 | | CHK: 013655 | | | | |
| ===== MAY 2011 ACTIVITY | | | | | 4,049.48 | | 0.00 | |
| 6/01/11 | A14237 | 100 | 4200.522200.03 | Roadworx | 16,842.25 | 145,510.61 | | 145,510.61 |
| | 01-000196 | 58059 | | CHK: 013775 | | | | |
| 6/01/11 | A14468 | 100 | 4200.522200.02 | Roadworx | 44,836.34 | 190,346.95 | | 190,346.95 |
| | 01-000196 | 58060 | | CHK: 013820 | | | | |
| ===== JUNE 2011 ACTIVITY | | | | | 61,678.59 | | 0.00 | |
| 7/01/11 | A15421 | 100 | 4200.522200.03 | Roadworx | 17,630.81 | 207,977.76 | | 207,977.76 |
| | 01-000196 | 58072 | | CHK: 013981 | | | | |
| ===== JULY 2011 ACTIVITY | | | | | 17,630.81 | | 0.00 | |
| 8/01/11 | A15973 | 100 | 4200.522200.03 | Roadworx | 17,218.85 | 225,196.61 | | 225,196.61 |
| | 01-000196 | 58083 | | CHK: 014084 | | | | |
| 8/01/11 | A15975 | 100 | 4200.522200.02 | Roadworx | 49,345.61 | 274,542.22 | | 274,542.22 |
| | 01-000196 | 58087 | | CHK: 014084 | | | | |
| ===== AUGUST 2011 ACTIVITY | | | | | 66,564.46 | | 0.00 | |
| 9/01/11 | A16301 | 100 | 4200.522200.03 | Roadworx | 13,223.99 | 287,766.21 | | 287,766.21 |
| | 01-000196 | 58094 | | CHK: 014131 | | | | |
| ===== SEPTEMBER 2011 ACTIVITY | | | | | 13,223.99 | | 0.00 | |
| ===== LINE ITEM TOTAL | | | | | 15 | 287,766.21 | 287,766.21 | 0.00 287,766.21 |
| ----- | | | | | | | | |

DATES: 1/01/2011 THRU 9/30/2011

PROJECTS:

MASTER PROJECT: ALL

#K.2.

STATUSES: ACTIVE,

| DATE | TRAN# | A/P | VENDOR | DESCRIPTION/REFERENCE | AMOUNT | BALANCE | AMOUNT | BALANCE |
|---|--------|-----------|----------------|--------------------------------|-------------|------------|--------|------------|
| LINE ITEM: 8-Street PW-Street Maintenance | | | | | | | | |
| | | | | B E G I N N I N G | | 0.00 | 0.00 | 0.00 |
| 1/22/11 | A12086 | 100 | 4200.522200.02 | Metro Materials Inc. | 44.14 | 44.14 | | 44.14 |
| | | 01-000163 | 19973 | CHK: 013413 | | | | |
| 1/29/11 | A12087 | 100 | 4200.522200.02 | Metro Materials Inc. | 40.24 | 84.38 | | 84.38 |
| | | 01-000163 | 20150 | CHK: 013413 | | | | |
| | | | | ===== JANUARY 2011 ACTIVITY | 84.38 | | 0.00 | |
| 2/06/11 | A11705 | 100 | 4200.522200.02 | Roadworx | 26,013.21 | 26,097.59 | | 26,097.59 |
| | | 01-000196 | 58003 | CHK: 013358 | | | | |
| 2/06/11 | A11706 | 100 | 4200.522200.02 | Roadworx | 2,424.20 | 28,521.79 | | 28,521.79 |
| | | 01-000196 | 58004 | CHK: 013358 | | | | |
| | | | | ===== FEBRUARY 2011 ACTIVITY | 28,437.41 | | 0.00 | |
| 3/01/11 | A12530 | 100 | 4200.522200.02 | Roadworx | 27,200.00 | 55,721.79 | | 55,721.79 |
| | | 01-000196 | 58018 | CHK: 013494 | | | | |
| 3/19/11 | A13492 | 100 | 4200.522200.02 | Metro Materials Inc. | 14.16 | 55,735.95 | | 55,735.95 |
| | | 01-000163 | 20679 | CHK: 013653 | | | | |
| | | | | ===== MARCH 2011 ACTIVITY | 27,214.16 | | 0.00 | |
| 4/01/11 | A13507 | 100 | 4200.522200.02 | Roadworx | 16,500.00 | 72,235.95 | | 72,235.95 |
| | | 01-000196 | 58025 | CHK: 013655 | | | | |
| 4/01/11 | A13510 | 100 | 4200.522200.02 | Roadworx | 28,625.00 | 100,860.95 | | 100,860.95 |
| | | 01-000196 | 58029 | CHK: 013655 | | | | |
| 4/03/11 | A13155 | 100 | 4200.522200.02 | Roadworx | 6,968.14 | 107,829.09 | | 107,829.09 |
| | | 01-000196 | 58027 | CHK: 013599 | | | | |
| 4/30/11 | B02565 | 100 | 4200.522200.02 | Public Works Inv Accruals | 45,291.11 | 153,120.20 | | 153,120.20 |
| 4/30/11 | A13499 | 100 | 4200.522200.02 | Metro Materials Inc. | 27.90 | 153,148.10 | | 153,148.10 |
| | | 01-000163 | 21218 | CHK: 013653 | | | | |
| | | | | ===== APRIL 2011 ACTIVITY | 97,412.15 | | 0.00 | |
| 5/01/11 | B02566 | 100 | 4200.522200.02 | Public Works Inv Accruals | 45,291.11CR | 107,856.99 | | 107,856.99 |
| 5/21/11 | A14454 | 100 | 4200.522200.02 | Metro Materials Inc. | 513.35 | 108,370.34 | | 108,370.34 |
| | | 01-000163 | 21443 | CHK: 013818 | | | | |
| 5/28/11 | A14455 | 100 | 4200.522200.02 | Metro Materials Inc. | 181.55 | 108,551.89 | | 108,551.89 |
| | | 01-000163 | 21507 | CHK: 013818 | | | | |
| 5/31/11 | A14472 | 100 | 4200.522200.02 | Wildcat Striping and Sealing C | 5,008.00 | 113,559.89 | | 113,559.89 |
| | | 01-000228 | 46123 | CHK: 013823 | | | | |
| | | | | ===== MAY 2011 ACTIVITY | 39,588.21CR | | 0.00 | |
| 6/04/11 | A14456 | 100 | 4200.522200.02 | Metro Materials Inc. | 21.75 | 113,581.64 | | 113,581.64 |
| | | 01-000163 | 21584 | CHK: 013818 | | | | |
| 6/18/11 | A14457 | 100 | 4200.522200.02 | Metro Materials Inc. | 86.30 | 113,667.94 | | 113,667.94 |
| | | 01-000163 | 21709 | CHK: 013818 | | | | |
| 6/18/11 | A14458 | 100 | 4200.531100.00 | Metro Materials Inc. | 757.65 | 114,425.59 | | 114,425.59 |
| | | 01-000163 | 21710 | CHK: 013818 | | | | |
| 6/30/11 | A15129 | 100 | 4200.522200.02 | Metro Materials Inc. | 122.20 | 114,547.79 | | 114,547.79 |
| | | 01-000163 | 21846 | CHK: 013930 | | | | |
| | | | | ===== JUNE 2011 ACTIVITY | 987.90 | | 0.00 | |
| 7/02/11 | A15130 | 100 | 4200.522200.02 | Metro Materials Inc. | 44.40 | 114,592.19 | | 114,592.19 |
| | | 01-000163 | 21874 | CHK: 013930 | | | | |

DATES: 1/01/2011 THRU 9/30/2011

PROJ #K.2.

MASTER PROJECT: ALL

STATUSES: ACTIVE,

| DATE | TRAN# | A/P | VENDOR | DESCRIPTION/REFERENCE | AMOUNT | BALANCE | AMOUNT | BALANCE |
|-------------------------------------|--------|---------------------------|-----------------|-------------------------------|---------------|--------------|-----------|-------------|
| PROJECT : 1 B Repairs & Maintenance | | | | * (CONTINUED) * | STATUS : A | | | |
| 7/09/11 | A15409 | 100 | 4200.531100.00 | Metro Materials Inc. | 2,269.23 | 116,861.42 | | 116,861.42 |
| | | | 01-000163 21945 | CHK: 013979 | | | | |
| 7/09/11 | A15409 | 100 | 4200.522200.02 | Metro Materials Inc. | 142.15 | 117,003.57 | | 117,003.57 |
| | | | 01-000163 21945 | CHK: 013979 | | | | |
| | | | | ===== JULY 2011 ACTIVITY | 2,455.78 | | 0.00 | |
| 8/20/11 | A15966 | 100 | 4200.522200.02 | Metro Materials Inc. | 53.40 | 117,056.97 | | 117,056.97 |
| | | | 01-000163 22384 | CHK: 014082 | | | | |
| 8/27/11 | A15967 | 100 | 4200.522200.02 | Metro Materials Inc. | 43.25 | 117,100.22 | | 117,100.22 |
| | | | 01-000163 22470 | CHK: 014082 | | | | |
| 8/31/11 | A16296 | 100 | 4200.522200.02 | Metro Materials Inc. | 40.60 | 117,140.82 | | 117,140.82 |
| | | | 01-000163 22530 | CHK: 014129 | | | | |
| | | | | ===== AUGUST 2011 ACTIVITY | 137.25 | | 0.00 | |
| 9/10/11 | A16297 | 100 | 4200.522200.02 | Metro Materials Inc. | 254.19 | 117,395.01 | | 117,395.01 |
| | | | 01-000163 22617 | CHK: 014129 | | | | |
| 9/17/11 | A16596 | 100 | 4200.531100.00 | Metro Materials Inc. | 126.49 | 117,521.50 | | 117,521.50 |
| | | | 01-000163 22700 | CHK: 014184 | | | | |
| 9/17/11 | A16596 | 100 | 4200.522200.02 | Metro Materials Inc. | 43.05 | 117,564.55 | | 117,564.55 |
| | | | 01-000163 22700 | CHK: 014184 | | | | |
| | | | | ===== SEPTEMBER 2011 ACTIVITY | 423.73 | | 0.00 | |
| | | | | ===== LINE ITEM TOTAL | 28 | 117,564.55 | 0.00 | 117,564.55 |
| ----- | | | | | | | | |
| LINE ITEM: 9-SM | | CD - Software Maintenance | | | | | | |
| B E G I N N I N G | | | | | B A L A N C E | 0.00 | 0.00 | 0.00 |
| 4/30/11 | B02594 | 100 | 7000.522200.00 | Reclass Software Maint | 9,200.00 | 9,200.00 | | 9,200.00 |
| | | | | ===== APRIL 2011 ACTIVITY | 9,200.00 | | 0.00 | |
| | | | | ===== LINE ITEM TOTAL | 1 | 9,200.00 | 0.00 | 9,200.00 |
| ----- | | | | | | | | |
| | | | | ===== PROJECT TOTAL | 1,097,021.89 | 1,097,341.89 | 11,059.29 | 1108,401.18 |
| ===== | | | | | | | | |
| | | | | ===== REPORT TOTALS | 5,363,360.86 | 5,363,680.86 | 11,059.29 | 5374,740.15 |

SELECTION CRITERIA

DATES: 1/01/2011 THRU 9/30/2011

MASTER PROJECT: ALL

PROJECTS: Include: 1 A, 1 B

PROJECTS WITH CURRENT ACTIVITY ONLY: NO

PRINT MONTHLY TOTALS: YES

ONE PROJECT PER PAGE: NO

PRINT VENDOR NAME: NO

EXCLUDE ENCUMBRANCES: NO

STATUS: ACTIVE

** END OF REPORT **

VENDOR SET: 01 City of Dunwoody, GA

BANK #K.2.01 Suntrust Concentration

DATE RANGE: 9/01/2011 THRU 9/30/2011

| VENDOR I.D. | NAME | STATUS | CHECK DATE | AMOUNT | DISCOUNT | CHECK NO | CHECK STATUS | CHECK AMOUNT |
|--------------------|-------------------|--------|------------|--------|----------|----------|--------------|--------------|
| 001145 | ETS Corporation | | | | | | | |
| I-2011-August | ETS Corporation | D | 9/01/2011 | | | 000000 | | |
| 100 1516.523900.00 | Merchant Services | | | 457.22 | | | | |
| I-Aug-2011 | ETS Corporation | D | 9/01/2011 | | | 000000 | | |
| 100 1516.523900.00 | Merchant Services | | | 273.25 | | | | |
| I-August 2011 | ETS Corporation | D | 9/01/2011 | | | 000000 | | |
| 100 1516.523900.00 | Merchant Services | | | 742.94 | | | | 1,473.41 |

| * * T O T A L S * * | NO | CHECK AMOUNT | DISCOUNTS | TOTAL APPLIED |
|---------------------|----|-------------------|-----------|---------------|
| REGULAR CHECKS: | 0 | 0.00 | 0.00 | 0.00 |
| HAND CHECKS: | 0 | 0.00 | 0.00 | 0.00 |
| DRAFTS: | 1 | 1,473.41 | 0.00 | 1,473.41 |
| EFT: | 0 | 0.00 | 0.00 | 0.00 |
| NON CHECKS: | 0 | 0.00 | 0.00 | 0.00 |
| VOID CHECKS: | 0 | VOID DEBITS 0.00 | | |
| | | VOID CREDITS 0.00 | 0.00 | 0.00 |

TOTAL ERRORS: 0

** G/L ACCOUNT TOTALS **

| G/L ACCOUNT | NAME | AMOUNT |
|--------------------|--------------------|----------|
| 100 1516.523900.00 | Merchant Services | 1,473.41 |
| | *** FUND TOTAL *** | 1,473.41 |

| | | | | | | |
|----------------|----------|---------|---|----------|------|----------|
| VENDOR SET: 01 | BANK: 01 | TOTALS: | 1 | 1,473.41 | 0.00 | 1,473.41 |
| BANK: 01 | TOTALS: | | 1 | 1,473.41 | 0.00 | 1,473.41 |

VENDOR SET: 01 City of Dunwoody, GA
 BANK: 02 Suntrust Payroll Account
 DATE RANGE: 9/01/2011 THRU 9/30/2011

#K.2.

| VENDOR I.D. | NAME | STATUS | CHECK DATE | AMOUNT | DISCOUNT | CHECK NO | CHECK STATUS | CHECK AMOUNT |
|--------------------|-----------------------|--------|------------|--------|----------|----------|--------------|--------------|
| 000022 | ADP | | | | | | | |
| I-854066 | ADP | D | 9/07/2011 | | | 000000 | | |
| 100 1512.521200.00 | Professional Services | ADP | | 690.70 | | | | 690.70 |
| 000022 | ADP | | | | | | | |
| I-841912 | ADP | D | 9/09/2011 | | | 000000 | | |
| 100 1512.521200.00 | Professional Services | ADP | | 690.70 | | | | 690.70 |

| * * T O T A L S * * | NO | CHECK AMOUNT | DISCOUNTS | TOTAL APPLIED |
|---------------------|---------------|--------------|-----------|---------------|
| REGULAR CHECKS: | 0 | 0.00 | 0.00 | 0.00 |
| HAND CHECKS: | 0 | 0.00 | 0.00 | 0.00 |
| DRAFTS: | 2 | 1,381.40 | 0.00 | 1,381.40 |
| EFT: | 0 | 0.00 | 0.00 | 0.00 |
| NON CHECKS: | 0 | 0.00 | 0.00 | 0.00 |
| VOID CHECKS: | 0 VOID DEBITS | 0.00 | | |
| | VOID CREDITS | 0.00 | 0.00 | 0.00 |

TOTAL ERRORS: 0

** G/L ACCOUNT TOTALS **

| G/L ACCOUNT | NAME | AMOUNT |
|--------------------|-----------------------|----------|
| 100 1512.521200.00 | Professional Services | 1,381.40 |
| | *** FUND TOTAL *** | 1,381.40 |

| | | | | | | |
|----------------|----------|---------|---|----------|------|----------|
| VENDOR SET: 01 | BANK: 02 | TOTALS: | 2 | 1,381.40 | 0.00 | 1,381.40 |
| BANK: 02 | | TOTALS: | 2 | 1,381.40 | 0.00 | 1,381.40 |

VENDOR SET: 01 City of Dunwoody, GA
 BANK #K.2.03 Suntrust Disbursement Acc
 DATE RANGE: 9/01/2011 THRU 9/30/2011

| VENDOR I.D. | NAME | STATUS | CHECK DATE | AMOUNT | DISCOUNT | CHECK NO | CHECK STATUS | CHECK AMOUNT |
|--------------------|-------------------------------|----------------------|------------|-----------|----------|----------|--------------|--------------|
| 000025 | Clark Patterson Lee | | | | | | | |
| I-8 - 12047.02 | Clark Patterson Lee | D | 9/09/2011 | | | 000000 | | |
| 100 7000.521200.07 | Prof Svcs-Clark Patterson Lee | Clark Patterson Lee | | 33,333.33 | | | | |
| I-8 - 12047.03 | Clark Patterson Lee | D | 9/09/2011 | | | 000000 | | |
| 100 7000.521200.07 | Prof Svcs-Clark Patterson Lee | Clark Patterson Lee | | 11,166.67 | | | | |
| I-8 - 12047.04 | Clark Patterson Lee | D | 9/09/2011 | | | 000000 | | |
| 100 7000.521200.07 | Prof Svcs-Clark Patterson Lee | Clark Patterson Lee | | 1,500.00 | | | | |
| I-8 - 12047.05 | Clark Patterson Lee | D | 9/09/2011 | | | 000000 | | |
| 100 7000.521200.07 | Prof Svcs-Clark Patterson Lee | Clark Patterson Lee | | 5,666.66 | | | | |
| I-8 - 12047.06 | Clark Patterson Lee | D | 9/09/2011 | | | 000000 | | |
| 100 7000.521200.07 | Prof Svcs-Clark Patterson Lee | Clark Patterson Lee | | 7,000.00 | | | | |
| I-8 - 12047.07 | Clark Patterson Lee | D | 9/09/2011 | | | 000000 | | |
| 100 7000.521200.07 | Prof Svcs-Clark Patterson Lee | Clark Patterson Lee | | 9,333.33 | | | | |
| I-8 - 1204700 | Clark Patterson Lee | D | 9/09/2011 | | | 000000 | | |
| 100 7000.521200.07 | Prof Svcs-Clark Patterson Lee | Clark Patterson Lee | | 67,333.33 | | | | |
| I-8-12047.01 | Clark Patterson Lee | D | 9/09/2011 | | | 000000 | | |
| 100 7000.521200.07 | Prof Svcs-Clark Patterson Lee | Clark Patterson Lee | | 10,416.66 | | | | 145,749.98 |
| 000029 | Lowe Engineers | | | | | | | |
| I-13067 | Lowe Engineers | D | 9/09/2011 | | | 000000 | | |
| 100 4100.521200.05 | Prof Svcs-Lowe | Lowe Engineers | | 59,294.50 | | | | |
| 100 6200.521200.05 | Prof Svcs-Lowe | Lowe Engineers | | 12,000.00 | | | | |
| I-13068 | Lowe Engineers | D | 9/09/2011 | | | 000000 | | |
| 560 4320.521200.09 | Prof Svcs-Stormwater | Lowe Engineers | | 20,000.00 | | | | 91,294.50 |
| 000137 | Medcom Services, Inc | | | | | | | |
| I-09.05.2011 | Medcom Services, Inc | D | 9/05/2011 | | | 000000 | | |
| 100 0000.121300.16 | Flex Spending Ded Payable | Medcom Services, Inc | | 390.79 | | | | 390.79 |
| 000137 | Medcom Services, Inc | | | | | | | |
| I-09.12.2011 | Medcom Services, Inc | D | 9/12/2011 | | | 000000 | | |
| 100 0000.121300.16 | Flex Spending Ded Payable | Medcom Services, Inc | | 390.74 | | | | 390.74 |
| 000137 | Medcom Services, Inc | | | | | | | |
| I-09.19.2011 | Medcom Services, Inc | D | 9/19/2011 | | | 000000 | | |
| 100 0000.121300.16 | Flex Spending Ded Payable | Medcom Services, Inc | | 730.76 | | | | 730.76 |
| 000137 | Medcom Services, Inc | | | | | | | |
| I-09.26.2011 | Medcom Services, Inc | D | 9/26/2011 | | | 000000 | | |
| 100 0000.121300.16 | Flex Spending Ded Payable | Medcom Services, Inc | | 432.98 | | | | 432.98 |
| 001039 | Bank of America | | | | | | | |
| I-August 2011 | Bank of America | D | 9/20/2011 | | | 000000 | | |
| 100 0000.121110.00 | PCard A/P Control | Bank of America | | 35,976.71 | | | | 35,976.71 |

VENDOR SET: 01 City of Dunwoody, GA
 BANK: 03 Suntrust Disbursement Acc
 DATE RANGE: 9/01/2011 THRU 9/30/2011

#K.2.

| VENDOR I.D. | NAME | STATUS | CHECK DATE | AMOUNT | DISCOUNT | CHECK NO | CHECK STATUS | CHECK AMOUNT |
|----------------------|-------------------------------|--------|----------------------|-----------|----------|----------|--------------|--------------|
| 000008 | CIT Technology Fin Serv Inc | | | | | | | |
| I-19883346 | CIT Technology Fin Serv Inc | R | 9/09/2011 | | | 014069 | | |
| 100 1565.522300.00 | Rentals | | CIT Technology Fin S | 1,523.28 | | | | |
| I-19921969 | CIT Technology Fin Serv Inc | R | 9/09/2011 | | | 014069 | | |
| 100 1565.522300.00 | Rentals | | CIT Technology Fin S | 703.00 | | | | 2,226.28 |
| 000021 | Employment Screening Services | | | | | | | |
| I-99015 | Employment Screening Services | R | 9/09/2011 | | | 014070 | | |
| 100 2650.521300.00 | Technical Svcs | | Employment Screening | 156.00 | | | | |
| 100 1320.521300.00 | Technical Services | | Employment Screening | 191.50 | | | | 347.50 |
| 000031 | LaPrade Government Sales | | | | | | | |
| I-5271 | LaPrade Government Sales | R | 9/09/2011 | | | 014071 | | |
| 100 3200.522200.00 | Repairs & Maintenance | | LaPrade Government S | 90.00 | | | | 90.00 |
| 000033 | Dell Marketing LP | | | | | | | |
| I-XFF78NF28 | Dell Marketing LP | R | 9/09/2011 | | | 014072 | | |
| 100 3200.531600.00 | Small Equipment | | Dell Latitude E6420 | 20,823.72 | | | | 20,823.72 |
| 000067 | Law Enforcement Supply | | | | | | | |
| I-183433 | Law Enforcement Supply | R | 9/09/2011 | | | 014073 | | |
| 100 3200.531100.00 | Supplies | | Law Enforcement Supp | 43.52 | | | | |
| I-183775 | Law Enforcement Supply | R | 9/09/2011 | | | 014073 | | |
| 100 3200.531100.00 | Supplies | | Law Enforcement Supp | 136.45 | | | | |
| I-183776 | Law Enforcement Supply | R | 9/09/2011 | | | 014073 | | |
| 100 3200.531100.00 | Supplies | | Law Enforcement Supp | 76.83 | | | | 256.80 |
| 000118 | Peace Officers' | | | | | | | |
| I-September 2011 | Peace Officers' | R | 9/09/2011 | | | 014074 | | |
| 100 0000.121300.15 | POAB Deduction Payable | | Peace Officers' | 580.00 | | | | 580.00 |
| 000138 | Riley McLendon, LLC | | | | | | | |
| I-60360 | Riley McLendon, LLC | R | 9/09/2011 | | | 014075 | | |
| 100 1530.521200.01 | Prof Svcs-Legal | | Riley McLendon, LLC | 6,000.00 | | | | |
| I-60361 | Riley McLendon, LLC | R | 9/09/2011 | | | 014075 | | |
| 100 1530.521200.02 | Prof Svcs-Litigation | | Riley McLendon, LLC | 270.00 | | | | |
| I-60362 | Riley McLendon, LLC | R | 9/09/2011 | | | 014075 | | |
| 100 2650.521200.03 | Prof Svcs-Court Solicitor | | Riley McLendon, LLC | 2,070.00 | | | | |
| I-60363 | Riley McLendon, LLC | R | 9/09/2011 | | | 014075 | | |
| 100 1530.521200.01 | Prof Svcs-Legal | | Riley McLendon, LLC | 150.00 | | | | 8,490.00 |
| 000149 | AT&T | | | | | | | |
| I-!77039614040011882 | AT&T | R | 9/09/2011 | | | 014076 | | |
| 100 1535.523200.00 | Communications | | AT&T | 71.17 | | | | 71.17 |

VENDOR SET: 01 City of Dunwoody, GA
 BANK #K.2.03 Suntrust Disbursement Acc
 DATE RANGE: 9/01/2011 THRU 9/30/2011

| VENDOR I.D. | NAME | STATUS | CHECK DATE | AMOUNT | DISCOUNT | CHECK NO | CHECK STATUS | CHECK AMOUNT |
|--------------------|--------------------------------|--------|----------------------|----------|----------|----------|--------------|--------------|
| 000150 | Fidelity Security Life Insuran | | | | | | | |
| I-4211606 | Fidelity Security Life Insuran | R | 9/09/2011 | | | 014077 | | |
| 100 0000.121300.12 | EE-Vision Payable | | Fidelity Security Li | 345.68 | | | | 345.68 |
| 000151 | Wolfe, Timothy W. | | | | | | | |
| I-09/06/2011 | Wolfe, Timothy W. | R | 9/09/2011 | | | 014078 | | |
| 100 2650.521200.00 | Prof Svcs | | Wolfe, Timothy W. | 350.00 | | | | |
| I-re-certification | Wolfe, Timothy W. | R | 9/09/2011 | | | 014078 | | |
| 100 2650.523700.00 | Education & Training | | Wolfe, Timothy W. | 112.50 | | | | |
| 100 2650.523500.00 | Travel | | Wolfe, Timothy W. | 124.00 | | | | 586.50 |
| 000156 | Powell, Hugh R | | | | | | | |
| I-1760 | Powell, Hugh R | R | 9/09/2011 | | | 014079 | | |
| 100 2650.521200.00 | Prof Svcs | | Powell, Hugh R | 1,400.00 | | | | |
| I-Training travel | Powell, Hugh R | R | 9/09/2011 | | | 014079 | | |
| 100 2650.523500.00 | Travel | | Powell, Hugh R | 205.03 | | | | 1,605.03 |
| 000157 | US Bank | | | | | | | |
| I-184326221 | US Bank | R | 9/09/2011 | | | 014080 | | |
| 100 3200.522300.00 | Rentals | | US Bank | 406.00 | | | | |
| I-184705713 | US Bank | R | 9/09/2011 | | | 014080 | | |
| 100 3200.522300.00 | Rentals | | US Bank | 242.00 | | | | |
| 100 2650.522300.00 | Rentals | | US Bank | 242.00 | | | | 890.00 |
| 000160 | Georgia Technology Authority | | | | | | | |
| I-924-660880811 | Georgia Technology Authority | R | 9/09/2011 | | | 014081 | | |
| 100 3200.521300.00 | Technical Svcs | | Georgia Technology A | 22.17 | | | | 22.17 |
| 000163 | Metro Materials Inc. | | | | | | | |
| I-22384 | Metro Materials Inc. | R | 9/09/2011 | | | 014082 | | |
| 100 4200.531100.00 | Supplies | | Metro Materials Inc. | 212.82 | | | | |
| 100 4200.522200.02 | R&M - Street Maintenance | | Metro Materials Inc. | 53.40 | | | | |
| I-22470 | Metro Materials Inc. | R | 9/09/2011 | | | 014082 | | |
| 100 4200.531100.00 | Supplies | | Metro Materials Inc. | 373.48 | | | | |
| 100 4200.522200.02 | R&M - Street Maintenance | | Metro Materials Inc. | 43.25 | | | | 682.95 |
| 000165 | Vulcan Materials Company | | | | | | | |
| I-10045481 | Vulcan Materials Company | R | 9/09/2011 | | | 014083 | | |
| 560 4320.522200.05 | Rep & Maint-Riprap Program | | Vulcan Materials Com | 402.60 | | | | |
| I-10047760 | Vulcan Materials Company | R | 9/09/2011 | | | 014083 | | |
| 560 4320.522200.05 | Rep & Maint-Riprap Program | | Vulcan Materials Com | 944.73 | | | | |
| I-10047761 | Vulcan Materials Company | R | 9/09/2011 | | | 014083 | | |
| 560 4320.531100.00 | Supplies | | Vulcan Materials Com | 220.65 | | | | |
| I-102-194576 | Vulcan Materials Company | R | 9/09/2011 | | | 014083 | | |
| 560 4320.531100.00 | Supplies | | Vulcan Materials Com | 407.00 | | | | |
| I-841194830 | Vulcan Materials Company | R | 9/09/2011 | | | 014083 | | |
| 560 4320.531100.00 | Supplies | | Vulcan Materials Com | 361.00 | | | | 2,335.98 |

VENDOR SET: 01 City of Dunwoody, GA
 BANK: 03 Suntrust Disbursement Acc
 DATE RANGE: 9/01/2011 THRU 9/30/2011

#K.2.

| VENDOR I.D. | NAME | STATUS | CHECK DATE | AMOUNT | DISCOUNT | CHECK NO | CHECK STATUS | CHECK AMOUNT |
|--------------------|--------------------------------|----------------------|------------|-----------|----------|----------|--------------|--------------|
| 000196 | Roadworx | | | | | | | |
| I-58083 | Roadworx | R | 9/09/2011 | | | 014084 | | |
| 100 4200.522200.03 | R&M - Traffic Signals | Roadworx | | 17,218.85 | | | | |
| I-58085 | Roadworx | R | 9/09/2011 | | | 014084 | | |
| 560 4320.522200.00 | Repairs & Maintenance | Roadworx | | 38,641.47 | | | | |
| I-58087 | Roadworx | R | 9/09/2011 | | | 014084 | | |
| 100 4200.522200.02 | R&M - Street Maintenance | Roadworx | | 49,345.61 | | | | 105,205.93 |
| 000206 | Georgia Power | | | | | | | |
| I-August 2011 | Georgia Power | R | 9/09/2011 | | | 014085 | | |
| 100 4100.531230.00 | Electricity | Georgia Power | | 37,190.44 | | | | |
| 100 6200.531230.00 | Utilities | Georgia Power | | 10,171.97 | | | | 47,362.41 |
| 000216 | Strategic Datacom Inc | | | | | | | |
| I-7850 | Strategic Datacom Inc | R | 9/09/2011 | | | 014086 | | |
| 100 3200.522200.00 | Repairs & Maintenance | Strategic Datacom In | | 1,430.00 | | | | 1,430.00 |
| 000249 | Municipal Code Corporation | | | | | | | |
| I-00209264 | Municipal Code Corporation | R | 9/09/2011 | | | 014087 | | |
| 100 1330.521200.00 | Prof Svcs | Municipal Code Corpo | | 3,242.27 | | | | 3,242.27 |
| 000289 | T & T Uniforms | | | | | | | |
| I-40514 | T & T Uniforms | R | 9/09/2011 | | | 014088 | | |
| 100 3200.531100.00 | Supplies | T & T Uniforms | | 420.00 | | | | |
| I-40515 | T & T Uniforms | R | 9/09/2011 | | | 014088 | | |
| 100 3200.531100.00 | Supplies | T & T Uniforms | | 12.00 | | | | |
| I-40516 | T & T Uniforms | R | 9/09/2011 | | | 014088 | | |
| 100 3200.531100.00 | Supplies | T & T Uniforms | | 77.00 | | | | |
| I-40584 | T & T Uniforms | R | 9/09/2011 | | | 014088 | | |
| 100 3200.531100.00 | Supplies | T & T Uniforms | | 12.00 | | | | 521.00 |
| 001000 | Lion Insurance Company | | | | | | | |
| I-08.29.2011 | Lion Insurance Company | R | 9/09/2011 | | | 014089 | | |
| 100 3200.512700.00 | Workers' Compensation | Lion Insurance Compa | | 6,165.50 | | | | 6,165.50 |
| 001009 | Kimley-Horn and Associates, In | | | | | | | |
| I-4541599 | Kimley-Horn and Associates, In | R | 9/09/2011 | | | 014090 | | |
| 350 4200.521200.00 | Professional Services | Kimley-Horn and Asso | | 5,580.00 | | | | 5,580.00 |
| 001014 | Allison Elizabeth McCarthy | | | | | | | |
| I-John Simon | Allison Elizabeth McCarthy | R | 9/09/2011 | | | 014091 | | |
| 100 2650.521200.04 | Prof Svcs-Public Defender | Allison Elizabeth Mc | | 190.00 | | | | 190.00 |

VENDOR SET: 01 City of Dunwoody, GA
 BANK #K.2.03 Suntrust Disbursement Acc
 DATE RANGE: 9/01/2011 THRU 9/30/2011

| VENDOR I.D. | NAME | STATUS | CHECK DATE | AMOUNT | DISCOUNT | CHECK NO | CHECK STATUS | CHECK AMOUNT |
|----------------------|--------------------------------|--------|----------------------|-----------|----------|----------|--------------|--------------|
| 001027 | Traffic Data Collection, Inc | | | | | | | |
| I-11507.01 | Traffic Data Collection, Inc | R | 9/09/2011 | | | 014092 | | |
| 350 4200.541400.00 | Infrastructure | | Traffic Data Collect | 585.00 | | | | |
| 350 4200.541400.00 | Infrastructure | | Traffic Data Collect | 238.00 | | | | |
| 350 4200.521200.00 | Professional Services | | Traffic Data Collect | 390.00 | | | | 1,213.00 |
| 001086 | Schiff Hardin LLP | | | | | | | |
| I-1604442 | Schiff Hardin LLP | R | 9/09/2011 | | | 014093 | | |
| 100 1530.521200.01 | Prof Svcs-Legal | | Schiff Hardin LLP | 738.30 | | | | 738.30 |
| 001128 | NLEEC | | | | | | | |
| I-City of Dunwoody | NLEEC | R | 9/09/2011 | | | 014094 | | |
| 100 3200.523600.00 | Dues & Fees | | NLEEC | 100.00 | | | | 100.00 |
| 001187 | APG PCE, LLC | | | | | | | |
| I-August Electricity | Lincoln Property Company | R | 9/09/2011 | | | 014095 | | |
| 100 1565.531230.00 | Electricity | | Lincoln Property Com | 1,641.43 | | | | 1,641.43 |
| 001221 | CSU Command College | | | | | | | |
| I-Carlson Michael | CSU Command College | R | 9/09/2011 | | | 014096 | | |
| 100 3200.523700.00 | Education & Training | | CSU Command College | 850.00 | | | | |
| I-Jason; Witcher | CSU Command College | R | 9/09/2011 | | | 014096 | | |
| 100 3200.523700.00 | Education & Training | | CSU Command College | 850.00 | | | | 1,700.00 |
| 001275 | LMI Electrical Contractors, In | | | | | | | |
| I-1027316 | LMI Electrical Contractors, In | R | 9/09/2011 | | | 014097 | | |
| 250 6200.542000.00 | Machinery & Equipment | | LMI Electrical Contr | 3,428.00 | | | | |
| I-1027317 | LMI Electrical Contractors, In | R | 9/09/2011 | | | 014097 | | |
| 250 6200.542000.00 | Machinery & Equipment | | LMI Electrical Contr | 12,273.00 | | | | 15,701.00 |
| 001283 | United Site Services | | | | | | | |
| I-114-122828 | United Site Services | R | 9/09/2011 | | | 014098 | | |
| 100 6200.522200.06 | R&M-Parks | | United Site Services | 234.36 | | | | 234.36 |
| 001328 | LexisNexis Risk Data Managemen | | | | | | | |
| I-1502895-20110831 | LexisNexis Risk Data Managemen | R | 9/09/2011 | | | 014099 | | |
| 100 1511.521300.00 | Technical Services | | LexisNexis Risk Data | 50.00 | | | | 50.00 |
| 001345 | JEL Consulting Group, LLC | | | | | | | |
| I-108 | JEL Consulting Group, LLC | R | 9/09/2011 | | | 014100 | | |
| 100 7000.521200.00 | Prof Svcs | | JEL Consulting Group | 2,500.00 | | | | 2,500.00 |
| 001348 | Michael Starling | | | | | | | |
| I-August Car Allowan | Michael Starling | R | 9/09/2011 | | | 014101 | | |
| 100 7000.523500.00 | Travel | | Michael Starling | 200.00 | | | | |
| I-August Reimburseme | Michael Starling | R | 9/09/2011 | | | 014101 | | |
| 100 7000.523200.00 | Communications | | Michael Starling | 77.56 | | | | |
| 100 7000.523600.00 | Dues & Fees | | Michael Starling | 450.00 | | | | |

VENDOR SET: 01 City of Dunwoody, GA
 BANK: 03 Suntrust Disbursement Acc
 DATE RANGE: 9/01/2011 THRU 9/30/2011

#K.2.

| VENDOR I.D. | NAME | STATUS | CHECK DATE | AMOUNT | DISCOUNT | CHECK NO | CHECK STATUS | CHECK AMOUNT |
|----------------------|--------------------------------|----------------------|------------|-----------|----------|----------|--------------|--------------|
| 001348 | Michael Starling | CONT | | | | | | |
| I-August Reimburseme | Michael Starling | R | 9/09/2011 | | | 014101 | | |
| 100 7000.523500.00 | Travel | Michael Starling | | 4.00 | | | | 731.56 |
| 001368 | Cotangent Technical Services, | | | | | | | |
| I-2 - 2011 | Cotangent Technical Services, | R | 9/09/2011 | | | 014102 | | |
| 350 4200.541400.00 | Infrastructure | Cotangent Technical | | 4,966.94 | | | | 4,966.94 |
| 001413 | Friese Legal, LLC | | | | | | | |
| I-6681 | Friese Legal, LLC | R | 9/09/2011 | | | 014103 | | |
| 350 6200.541100.00 | Sites | Friese Legal, LLC | | 3,446.90 | | | | 3,446.90 |
| 001414 | Geo-Hydro Engineers, Inc. | | | | | | | |
| I-42973 | Geo-Hydro Engineers, Inc. | R | 9/09/2011 | | | 014104 | | |
| 100 4100.521200.00 | Prof Svcs | Geo-Hydro Engineers, | | 1,000.00 | | | | 1,000.00 |
| 001415 | Rite Way | | | | | | | |
| I-333021 | Rite Way | R | 9/09/2011 | | | 014105 | | |
| 100 6200.522200.06 | R&M-Parks | Rite Way | | 1,621.32 | | | | 1,621.32 |
| 001419 | Mulcahy Accounting & Risk Cons | | | | | | | |
| I-2011 - 5 | Mulcahy Accounting & Risk Cons | R | 9/09/2011 | | | 014106 | | |
| 100 1511.521200.00 | Professional Services | Mulcahy Accounting & | | 1,722.22 | | | | |
| I-2011 - 6 | Mulcahy Accounting & Risk Cons | R | 9/09/2011 | | | 014106 | | |
| 100 1511.521200.00 | Professional Services | Mulcahy Accounting & | | 1,722.22 | | | | 3,444.44 |
| 001434 | Michael M. Hawkins | | | | | | | |
| I-300 | Michael M. Hawkins | R | 9/09/2011 | | | 014107 | | |
| 100 2650.521200.00 | Prof Svcs | Michael M. Hawkins | | 700.00 | | | | 700.00 |
| 001449 | Global Employment Solutions | | | | | | | |
| I-644772 | Global Employment Solutions | R | 9/09/2011 | | | 014108 | | |
| 100 2650.521300.00 | Technical Svcs | Global Employment S | | 525.00 | | | | |
| I-644910 | Global Employment Solutions | R | 9/09/2011 | | | 014108 | | |
| 100 2650.521300.00 | Technical Svcs | Global Employment S | | 560.00 | | | | |
| I-645074 | Global Employment Solutions | R | 9/09/2011 | | | 014108 | | |
| 100 2650.521300.00 | Technical Svcs | Global Employment S | | 560.00 | | | | 1,645.00 |
| 001455 | HATLANTA | | | | | | | |
| I-450 | HATLANTA | R | 9/09/2011 | | | 014109 | | |
| 100 3200.531100.00 | Supplies | HATLANTA | | 385.25 | | | | 385.25 |
| 001466 | Claromentis, LTD | | | | | | | |
| I-3678 | Claromentis Intranet Software | R | 9/09/2011 | | | 014110 | | |
| 350 1535.542000.00 | Machinery & Equipment | Claromentis software | | 18,840.00 | | | | 18,840.00 |

VENDOR SET: 01 City of Dunwoody, GA
 BANK #K.2.03 Suntrust Disbursement Acc
 DATE RANGE: 9/01/2011 THRU 9/30/2011

| VENDOR I.D. | NAME | STATUS | CHECK DATE | AMOUNT | DISCOUNT | CHECK NO | CHECK STATUS | CHECK AMOUNT |
|---------------------|--------------------------------|--------|----------------------|-----------|----------|----------|--------------|--------------|
| 001474 | PDQ Enterprises, Inc. | | | | | | | |
| I-201109021330 | 5602 Bend Creek Rd | R | 9/09/2011 | | | 014111 | | |
| 560 4320.522200.00 | Repairs & Maintenance | | 5602 Bend Creek Rd | 1,850.00 | | | | 1,850.00 |
| 001483 | GA Center for Child Advocacy | | | | | | | |
| I-95 | GA Center for Child Advocacy | R | 9/09/2011 | | | 014112 | | |
| 100 3200.523700.00 | Education & Training | | GA Center for Child | 1,050.00 | | | | 1,050.00 |
| 1 | Al Stoerzinger | | | | | | | |
| I-Al Stoerzinger | Al Stoerzinger: | R | 9/09/2011 | | | 014113 | | |
| 100 0000.347900.00 | Pavilion Rentals | | Al Stoerzinger: | 100.00 | | | | 100.00 |
| 1 | UMI Igbo Unite | | | | | | | |
| I-UMU Igbo Unite | UMI Igbo Unite: | R | 9/09/2011 | | | 014114 | | |
| 100 0000.347900.00 | Pavilion Rentals | | UMI Igbo Unite: | 200.00 | | | | 200.00 |
| 001207 | GECC Georgia Emergency Communi | | | | | | | |
| I-Rochelle Coleman | GECC Georgia Emergency Communi | R | 9/09/2011 | | | 014115 | | |
| 100 3200.523700.00 | Education & Training | | GECC Georgia Emergen | 145.00 | | | | 145.00 |
| 001255 | Rochelle Coleman | | | | | | | |
| I-Conference Travel | Rochelle Coleman | R | 9/09/2011 | | | 014116 | | |
| 100 3200.523500.00 | Travel | | Rochelle Coleman | 233.32 | | | | 233.32 |
| 000094 | Wright Express | | | | | | | |
| I-27002616 | Wright Express | R | 9/15/2011 | | | 014117 | | |
| 100 3200.531270.00 | Gasoline | | Wright Express | 18,581.07 | | | | 18,581.07 |
| 1 | Sean Lenahan | | | | | | | |
| I-Sean Lenahan | Sean Lenahan: | R | 9/15/2011 | | | 014118 | | |
| 100 3200.531270.00 | Gasoline | | Miscellaneous Vendor | 50.00 | | | | 50.00 |
| 000033 | Dell Marketing LP | | | | | | | |
| I-XFFKKWCM2 | Dell Marketing LP | R | 9/21/2011 | | | 014119 | | |
| 100 3200.531600.00 | Small Equipment | | Dell Latitude E6420 | 19,088.41 | | | | 19,088.41 |
| 000061 | Blue Cross Blue Shield | | | | | | | |
| I-8468505 | Blue Cross Blue Shield | R | 9/21/2011 | | | 014120 | | |
| 100 1110.512100.00 | Group Insurance | | Blue Cross Blue Shie | 1,388.89 | | | | |
| 100 1320.512100.00 | Group Insurance | | Blue Cross Blue Shie | 1,210.75 | | | | |
| 100 1330.512100.00 | Group Insurance | | Blue Cross Blue Shie | 631.52 | | | | |
| 100 1511.512100.00 | Group Insurance | | Blue Cross Blue Shie | 985.30 | | | | |
| 100 1530.512100.00 | Group Insurance | | Blue Cross Blue Shie | 985.30 | | | | |
| 100 2650.512100.00 | Group Insurance | | Blue Cross Blue Shie | 624.02 | | | | |
| 100 3200.512100.00 | Group Insurance | | Blue Cross Blue Shie | 32,443.66 | | | | 38,269.44 |

VENDOR SET: 01 City of Dunwoody, GA
 BANK: 03 Suntrust Disbursement Acc
 DATE RANGE: 9/01/2011 THRU 9/30/2011

#K.2.

| VENDOR I.D. | NAME | STATUS | CHECK DATE | AMOUNT | DISCOUNT | CHECK NO | CHECK STATUS | CHECK AMOUNT |
|--------------------|------------------------|--------|----------------------|----------|----------|----------|--------------|--------------|
| 000067 | Law Enforcement Supply | | | | | | | |
| C-060701 | Law Enforcement Supply | R | 9/21/2011 | | | 014121 | | |
| 100 3200.531100.00 | Supplies | | Law Enforcement Supp | 36.95CR | | | | |
| C-060729 | Law Enforcement Supply | R | 9/21/2011 | | | 014121 | | |
| 100 3200.531100.00 | Supplies | | Law Enforcement Supp | 36.95CR | | | | |
| I-183385 | Law Enforcement Supply | R | 9/21/2011 | | | 014121 | | |
| 100 3200.531100.00 | Supplies | | Law Enforcement Supp | 649.00 | | | | |
| I-184184 | Law Enforcement Supply | R | 9/21/2011 | | | 014121 | | |
| 100 3200.531100.00 | Supplies | | Law Enforcement Supp | 43.52 | | | | |
| I-184254 | Law Enforcement Supply | R | 9/21/2011 | | | 014121 | | |
| 100 3200.531100.00 | Supplies | | Law Enforcement Supp | 65.29 | | | | |
| I-184493 | Law Enforcement Supply | R | 9/21/2011 | | | 014121 | | |
| 100 3200.531100.00 | Supplies | | Law Enforcement Supp | 49.99 | | | | |
| I-184685 | Law Enforcement Supply | R | 9/21/2011 | | | 014121 | | |
| 100 3200.531100.00 | Supplies | | Law Enforcement Supp | 155.09 | | | | |
| I-184887 | Law Enforcement Supply | R | 9/21/2011 | | | 014121 | | |
| 100 3200.531100.00 | Supplies | | Law Enforcement Supp | 75.99 | | | | |
| I-184934 | Law Enforcement Supply | R | 9/21/2011 | | | 014121 | | |
| 100 3200.531100.00 | Supplies | | Law Enforcement Supp | 76.83 | | | | 1,041.81 |
| 000074 | Standard Insurance | | | | | | | |
| I-,1472850001 | Standard Insurance | R | 9/21/2011 | | | 014122 | | |
| 100 1320.512100.00 | Group Insurance | | Standard Insurance | 176.76 | | | | |
| 100 1330.512100.00 | Group Insurance | | Standard Insurance | 98.19 | | | | |
| 100 1511.512100.00 | Group Insurance | | Standard Insurance | 147.64 | | | | |
| 100 1530.512100.00 | Group Insurance | | Standard Insurance | 167.49 | | | | |
| 100 2650.512100.00 | Group Insurance | | Standard Insurance | 70.14 | | | | |
| 100 3200.512100.00 | Group Insurance | | Standard Insurance | 3,726.65 | | | | 4,386.87 |
| 000094 | Wright Express | | | | | | | |
| I-27145829 | Wright Express | R | 9/21/2011 | | | 014123 | | |
| 100 3200.531270.00 | Gasoline | | Wright Express | 2,799.85 | | | | 2,799.85 |
| 000106 | Adcap Network Systems | | | | | | | |
| I-13928 | Adcap Network Systems | R | 9/21/2011 | | | 014124 | | |
| 100 1535.522200.00 | Repairs & Maintenance | | Adcap Network System | 7,612.00 | | | | 7,612.00 |
| 000128 | SunTrust | | | | | | | |
| I-#SS-27247 | SunTrust | R | 9/21/2011 | | | 014125 | | |
| 100 3200.521300.00 | Technical Svcs | | SunTrust | 83.50 | | | | |
| I-#SS-27248 | SunTrust | R | 9/21/2011 | | | 014125 | | |
| 100 3200.521300.00 | Technical Svcs | | SunTrust | 40.50 | | | | 124.00 |

VENDOR SET: 01 City of Dunwoody, GA
 BANK #K.2.03 Suntrust Disbursement Acc
 DATE RANGE: 9/01/2011 THRU 9/30/2011

| VENDOR I.D. | NAME | STATUS | CHECK DATE | AMOUNT | DISCOUNT | CHECK NO | CHECK STATUS | CHECK AMOUNT |
|----------------------|-----------------------------|----------------------|------------|-----------|----------|----------|--------------|--------------|
| 000149 | AT&T | | | | | | | |
| I-770,20698550011882 | AT&T | R | 9/21/2011 | | | 014126 | | |
| 100 1535.523200.00 | Communications | AT&T | | 69.93 | | | | 69.93 |
| 000157 | US Bank | | | | | | | |
| I-186052882 | US Bank | R | 9/21/2011 | | | 014127 | | |
| 100 7000.522300.00 | Rentals | US Bank | | 317.50 | | | | 317.50 |
| 000159 | Purchase Power | | | | | | | |
| I-#8000909005095810 | Purchase Power | R | 9/21/2011 | | | 014128 | | |
| 100 1517.523200.00 | Communications | Purchase Power | | 41.12 | | | | |
| 100 1516.523200.00 | Communications | Purchase Power | | 273.39 | | | | |
| 100 4100.523200.00 | Communications | Purchase Power | | 18.20 | | | | |
| 100 2650.523200.00 | Communications | Purchase Power | | 248.84 | | | | |
| 100 7000.523200.00 | Communications | Purchase Power | | 94.09 | | | | |
| 100 3200.523200.00 | Communications | Purchase Power | | 172.73 | | | | |
| 100 1512.523200.00 | Communications | Purchase Power | | 151.63 | | | | 1,000.00 |
| 000163 | Metro Materials Inc. | | | | | | | |
| I-22530 | Metro Materials Inc. | R | 9/21/2011 | | | 014129 | | |
| 100 4200.522200.02 | R&M - Street Maintenance | Metro Materials Inc. | | 40.60 | | | | |
| I-22617 | Metro Materials Inc. | R | 9/21/2011 | | | 014129 | | |
| 100 4200.522200.02 | R&M - Street Maintenance | Metro Materials Inc. | | 254.19 | | | | 294.79 |
| 000188 | Embroidery Services, Inc | | | | | | | |
| I-69297 | Embroidery Services, Inc | R | 9/21/2011 | | | 014130 | | |
| 100 3200.531100.00 | Supplies | Embroidery Services, | | 32.50 | | | | 32.50 |
| 000196 | Roadworx | | | | | | | |
| I-58092 | Roadworx | R | 9/21/2011 | | | 014131 | | |
| 100 6200.522200.06 | R&M-Parks | Roadworx | | 17,293.75 | | | | |
| I-58093 | Roadworx | R | 9/21/2011 | | | 014131 | | |
| 100 4200.522200.05 | R&M - Right of Way Maint | Roadworx | | 11,000.00 | | | | |
| I-58094 | Roadworx | R | 9/21/2011 | | | 014131 | | |
| 100 4200.522200.03 | R&M - Traffic Signals | Roadworx | | 13,223.99 | | | | 41,517.74 |
| 000222 | Crystal Springs | | | | | | | |
| I-8986736082411 | Crystal Springs | R | 9/21/2011 | | | 014132 | | |
| 100 3200.531100.00 | Supplies | Crystal Springs | | 157.26 | | | | 157.26 |
| 000236 | Precision Delta Corporation | | | | | | | |
| I-41219 | Precision Delta Corporation | R | 9/21/2011 | | | 014133 | | |
| 100 3200.531100.00 | Supplies | Precision Delta Corp | | 10,062.50 | | | | 10,062.50 |

VENDOR SET: 01 City of Dunwoody, GA
 BANK: 03 Suntrust Disbursement Acc
 DATE RANGE: 9/01/2011 THRU 9/30/2011

#K.2.

| VENDOR I.D. | NAME | STATUS | CHECK DATE | AMOUNT | DISCOUNT | CHECK NO | CHECK STATUS | CHECK AMOUNT |
|----------------------|--------------------------------|----------------------|------------|----------|----------|----------|--------------|--------------|
| 000240 | LexisNexis | | | | | | | |
| I-1108389347 | LexisNexis | R | 9/21/2011 | | | 014134 | | |
| 100 1530.521300.00 | Technical Services | LexisNexis | | 650.00 | | | | 650.00 |
| 000245 | FedEx | | | | | | | |
| I-761896836 | FedEx | R | 9/21/2011 | | | 014135 | | |
| 100 1511.523200.00 | Communications | FedEx | | 22.18 | | | | 22.18 |
| 000266 | Henderson & Hundley, PC | | | | | | | |
| I-11024 | Henderson & Hundley, PC | R | 9/21/2011 | | | 014136 | | |
| 100 1517.521200.00 | Professional Services | Henderson & Hundley, | | 770.48 | | | | 770.48 |
| 000284 | Aflac | | | | | | | |
| I-072602 | Aflac | R | 9/21/2011 | | | 014137 | | |
| 100 0000.121300.18 | AFLAC Deductions Payable | Aflac | | 2,061.69 | | | | |
| I-674620 | Aflac | R | 9/21/2011 | | | 014137 | | |
| 100 0000.121300.18 | AFLAC Deductions Payable | Aflac | | 1,396.70 | | | | 3,458.39 |
| 000289 | T & T Uniforms | | | | | | | |
| I-40667 | T & T Uniforms | R | 9/21/2011 | | | 014138 | | |
| 100 3200.531100.00 | Supplies | T & T Uniforms | | 102.00 | | | | |
| I-40762 | T & T Uniforms | R | 9/21/2011 | | | 014138 | | |
| 100 3200.531100.00 | Supplies | T & T Uniforms | | 162.00 | | | | |
| I-40791 | T & T Uniforms | R | 9/21/2011 | | | 014138 | | |
| 100 3200.531100.00 | Supplies | T & T Uniforms | | 19.20 | | | | 283.20 |
| 000296 | Cummins Power South | | | | | | | |
| I-010-286 | Cummins Power South | R | 9/21/2011 | | | 014139 | | |
| 100 3200.522200.00 | Repairs & Maintenance | Cummins Power South | | 330.10 | | | | 330.10 |
| 001023 | Victoria Clearfield | | | | | | | |
| I-09.08.2011 | Victoria Clearfield | R | 9/21/2011 | | | 014140 | | |
| 100 2650.521300.00 | Technical Svcs | Victoria Clearfield | | 990.00 | | | | 990.00 |
| 001042 | Council of Municipal Court Jud | | | | | | | |
| I-2011-2012 Dunwoody | Council of Municipal Court Jud | R | 9/21/2011 | | | 014141 | | |
| 100 2650.523600.00 | Dues & Fees | Council of Municipal | | 100.00 | | | | 100.00 |
| 001097 | US Department of Homeland Secu | | | | | | | |
| I-SAVE-293243 | US Department of Homeland Secu | R | 9/21/2011 | | | 014142 | | |
| 100 1516.521300.00 | Technical Services | US Department of Hom | | 25.00 | | | | 25.00 |
| 001098 | MetroPCS Wireless, Inc. | | | | | | | |
| I-618666 | MetroPCS Wireless, Inc. | R | 9/21/2011 | | | 014143 | | |
| 100 3200.531100.00 | Supplies | MetroPCS Wireless, I | | 100.00 | | | | 100.00 |

VENDOR SET: 01 City of Dunwoody, GA
 BANK #K.2.03 Suntrust Disbursement Acc
 DATE RANGE: 9/01/2011 THRU 9/30/2011

| VENDOR I.D. | NAME | STATUS | CHECK DATE | AMOUNT | DISCOUNT | CHECK NO | CHECK STATUS | CHECK AMOUNT |
|----------------------|--------------------------------|----------------------|------------|------------|----------|----------|--------------|--------------|
| 001107 | TerraMark | | | | | | | |
| I-T2010-012-6053 | TerraMark | R | 9/21/2011 | | | 014144 | | |
| 560 4320.521200.08 | Prof Svcs | TerraMark | | 2,260.00 | | | | 2,260.00 |
| 001136 | Sky Design | | | | | | | |
| I-0035418 | Sky Design | R | 9/21/2011 | | | 014145 | | |
| 100 1570.521200.00 | Professional Services | Sky Design | | 1,267.50 | | | | 1,267.50 |
| 001187 | APG PCE, LLC | | | | | | | |
| I-October 2011 | Lincoln Property Company | R | 9/21/2011 | | | 014146 | | |
| 100 0000.123310.00 | Abated Rent | Lincoln Property Com | | 39,965.81 | | | | 39,965.81 |
| 001221 | CSU Command College | | | | | | | |
| I-M, Carlson Nov 201 | CSU Command College | R | 9/21/2011 | | | 014147 | | |
| 100 3200.523700.00 | Education & Training | CSU Command College | | 850.00 | | | | 850.00 |
| 001227 | Cartique | | | | | | | |
| I-0148-12 | Cartique | R | 9/21/2011 | | | 014148 | | |
| 100 3200.522200.00 | Repairs & Maintenance | Cartique | | 104.00 | | | | |
| I-015250 | Cartique | R | 9/21/2011 | | | 014148 | | |
| 100 3200.522200.00 | Repairs & Maintenance | Cartique | | 8.00 | | | | 112.00 |
| 001234 | Atlanta Fire Extinguisher, Inc | | | | | | | |
| I-7896 | Atlanta Fire Extinguisher, Inc | R | 9/21/2011 | | | 014149 | | |
| 100 6200.522200.06 | R&M-Parks | Atlanta Fire Extingu | | 169.00 | | | | 169.00 |
| 001245 | Communit-Y Health network | | | | | | | |
| I-A-12-40001 | Communit-Y Health network | R | 9/21/2011 | | | 014150 | | |
| 100 1540.512900.00 | Other Employment Benefits | Communit-Y Health ne | | 3,828.00 | | | | 3,828.00 |
| 001270 | Ross Associates | | | | | | | |
| I-7 | Ross Associates | R | 9/21/2011 | | | 014151 | | |
| 100 7000.521200.00 | Prof Svcs | Ross Associates | | 4,358.00 | | | | 4,358.00 |
| 001277 | Allied Paving Contractors, Inc | | | | | | | |
| I-5786 | Allied Paving Contractors, Inc | R | 9/21/2011 | | | 014152 | | |
| 350 4200.541400.00 | Infrastructure | Allied Paving Contra | | 622,048.06 | | | | 622,048.06 |
| 001281 | Phase 3 Media | | | | | | | |
| I-0027147-IN | Phase 3 Media | R | 9/21/2011 | | | 014153 | | |
| 100 1570.523400.00 | Printing and Binding | Phase 3 Media | | 516.60 | | | | 516.60 |
| 001375 | ALL(n)1 Security Services, Inc | | | | | | | |
| I-COD9090511 | ALL(n)1 Security Services, Inc | R | 9/21/2011 | | | 014154 | | |
| 100 6200.521300.00 | Tech Services | ALL(n)1 Security Ser | | 4,309.00 | | | | 4,309.00 |

VENDOR SET: 01 City of Dunwoody, GA
 BANK: 03 Suntrust Disbursement Acc
 DATE RANGE: 9/01/2011 THRU 9/30/2011

#K.2.

| VENDOR I.D. | NAME | STATUS | CHECK DATE | AMOUNT | DISCOUNT | CHECK NO | CHECK STATUS | CHECK AMOUNT |
|----------------------|-------------------------------|--------|----------------------|-----------|----------|----------|--------------|--------------|
| 001449 | Global Employment Solutions | | | | | | | |
| I-645253 | Global Employment Solutions | R | 9/21/2011 | | | 014155 | | |
| 100 2650.521300.00 | Technical Svcs | | Global Employment S | 560.00 | | | | 560.00 |
| 001454 | Gaskins Engineering | | | | | | | |
| I-201108.159 | Gaskins Engineering | R | 9/21/2011 | | | 014156 | | |
| 350 4200.541400.00 | Infrastructure | | Gaskins Engineering | 6,459.00 | | | | 6,459.00 |
| 001470 | Traffic Safety Store | | | | | | | |
| I-43118 | Traffic Safety Store | R | 9/21/2011 | | | 014157 | | |
| 100 3200.531100.00 | Supplies | | Traffic Safety Store | 1,782.82 | | | | 1,782.82 |
| 001477 | Gresham, Smith and Partners | | | | | | | |
| I-0650160 | Gresham, Smith and Partners | R | 9/21/2011 | | | 014158 | | |
| 350 4200.541400.00 | Infrastructure | | Gresham, Smith and P | 697.51 | | | | 697.51 |
| 001484 | URS Corporation | | | | | | | |
| I-4821840 | URS Corporation | R | 9/21/2011 | | | 014159 | | |
| 350 4200.541400.00 | Infrastructure | | URS Corporation | 2,478.31 | | | | 2,478.31 |
| 00159b | Pitney Bowes Global Financial | | | | | | | |
| I-9938656-SP11 | Pitney Bowes Global Financial | R | 9/21/2011 | | | 014160 | | |
| 100 1565.522300.00 | Rentals | | Pitney Bowes Global | 678.00 | | | | 678.00 |
| 1 | Sard & Leff | | | | | | | |
| I-Sard & Leff | Sard & Leff: | R | 9/21/2011 | | | 014161 | | |
| 100 0000.316100.00 | Business & Occupation Tax | | Sard & Leff: | 384.66 | | | | 384.66 |
| 001452 | JPM Productions, Inc | | | | | | | |
| I-1623 | JPM Productions, Inc | R | 9/28/2011 | | | 014162 | | |
| 100 3200.523300.00 | Advertising | | | 8,375.00 | | | | 8,375.00 |
| 001282 | United Maintenance, Inc. | | | | | | | |
| I-11429 | United Maintenance, Inc. | R | 9/30/2011 | | | 014163 | | |
| 250 6200.542000.00 | Machinery & Equipment | | United Maintenance, | 27,078.75 | | | | 27,078.75 |
| 001486 | Wells Fargo | | | | | | | |
| I-2011 Tax installme | Wells Fargo | R | 9/30/2011 | | | 014164 | | |
| 350 0000.121101.00 | Accrued Expense | | Wells Fargo | 67,402.80 | | | | 67,402.80 |

VENDOR SET: 01 City of Dunwoody, GA
 BANK #K.2.03 Suntrust Disbursement Acc
 DATE RANGE: 9/01/2011 THRU 9/30/2011

| VENDOR I.D. | NAME | STATUS | CHECK DATE | AMOUNT | DISCOUNT | CHECK NO | CHECK STATUS | CHECK AMOUNT |
|---------------------|------|--------|--------------|--------------|----------|-----------|--------------|---------------|
| * * T O T A L S * * | | | | | | | | |
| | | NO | | CHECK AMOUNT | | DISCOUNTS | | TOTAL APPLIED |
| REGULAR CHECKS: | | 96 | | 1,221,004.55 | | 0.00 | | 1,221,004.55 |
| HAND CHECKS: | | 0 | | 0.00 | | 0.00 | | 0.00 |
| DRAFTS: | | 7 | | 274,966.46 | | 0.00 | | 274,966.46 |
| EFT: | | 0 | | 0.00 | | 0.00 | | 0.00 |
| NON CHECKS: | | 0 | | 0.00 | | 0.00 | | 0.00 |
| VOID CHECKS: | | 0 | VOID DEBITS | 0.00 | | | | |
| | | | VOID CREDITS | 0.00 | 0.00 | 0.00 | | 0.00 |

TOTAL ERRORS: 0

** G/L ACCOUNT TOTALS **

| G/L ACCOUNT | NAME | AMOUNT |
|--------------------|---------------------------|-----------|
| 100 0000.121110.00 | PCard A/P Control | 35,976.71 |
| 100 0000.121300.12 | EE-Vision Payable | 345.68 |
| 100 0000.121300.15 | POAB Deduction Payable | 580.00 |
| 100 0000.121300.16 | Flex Spending Ded Payable | 1,945.27 |
| 100 0000.121300.18 | AFLAC Deductions Payable | 3,458.39 |
| 100 0000.123310.00 | Abated Rent | 39,965.81 |
| 100 0000.316100.00 | Business & Occupation Tax | 384.66 |
| 100 0000.347900.00 | Pavilion Rentals | 300.00 |
| 100 1110.512100.00 | Group Insurance | 1,388.89 |
| 100 1320.512100.00 | Group Insurance | 1,387.51 |
| 100 1320.521300.00 | Technical Services | 191.50 |
| 100 1330.512100.00 | Group Insurance | 729.71 |
| 100 1330.521200.00 | Prof Svcs | 3,242.27 |
| 100 1511.512100.00 | Group Insurance | 1,132.94 |
| 100 1511.521200.00 | Professional Services | 3,444.44 |
| 100 1511.521300.00 | Technical Services | 50.00 |
| 100 1511.523200.00 | Communications | 22.18 |
| 100 1512.523200.00 | Communications | 151.63 |
| 100 1516.521300.00 | Technical Services | 25.00 |
| 100 1516.523200.00 | Communications | 273.39 |
| 100 1517.521200.00 | Professional Services | 770.48 |
| 100 1517.523200.00 | Communications | 41.12 |
| 100 1530.512100.00 | Group Insurance | 1,152.79 |
| 100 1530.521200.01 | Prof Svcs-Legal | 6,888.30 |
| 100 1530.521200.02 | Prof Svcs-Litigation | 270.00 |
| 100 1530.521300.00 | Technical Services | 650.00 |
| 100 1535.522200.00 | Repairs & Maintenance | 7,612.00 |
| 100 1535.523200.00 | Communications | 141.10 |
| 100 1540.512900.00 | Other Employment Benefits | 3,828.00 |

VENDOR SET: 01 City of Dunwoody, GA
 BANK: 03 Suntrust Disbursement Acc
 DATE RANGE: 9/01/2011 THRU 9/30/2011

#K.2.

** G/L ACCOUNT TOTALS **

| G/L ACCOUNT | NAME | AMOUNT |
|--------------------|-------------------------------|------------|
| 100 1565.522300.00 | Rentals | 2,904.28 |
| 100 1565.531230.00 | Electricity | 1,641.43 |
| 100 1570.521200.00 | Professional Services | 1,267.50 |
| 100 1570.523400.00 | Printing and Binding | 516.60 |
| 100 2650.512100.00 | Group Insurance | 694.16 |
| 100 2650.521200.00 | Prof Svcs | 2,450.00 |
| 100 2650.521200.03 | Prof Svcs-Court Solicitor | 2,070.00 |
| 100 2650.521200.04 | Prof Svcs-Public Defender | 190.00 |
| 100 2650.521300.00 | Technical Svcs | 3,351.00 |
| 100 2650.522300.00 | Rentals | 242.00 |
| 100 2650.523200.00 | Communications | 248.84 |
| 100 2650.523500.00 | Travel | 329.03 |
| 100 2650.523600.00 | Dues & Fees | 100.00 |
| 100 2650.523700.00 | Education & Training | 112.50 |
| 100 3200.512100.00 | Group Insurance | 36,170.31 |
| 100 3200.512700.00 | Workers' Compensation | 6,165.50 |
| 100 3200.521300.00 | Technical Svcs | 146.17 |
| 100 3200.522200.00 | Repairs & Maintenance | 1,962.10 |
| 100 3200.522300.00 | Rentals | 648.00 |
| 100 3200.523200.00 | Communications | 172.73 |
| 100 3200.523300.00 | Advertising | 8,375.00 |
| 100 3200.523500.00 | Travel | 233.32 |
| 100 3200.523600.00 | Dues & Fees | 100.00 |
| 100 3200.523700.00 | Education & Training | 3,745.00 |
| 100 3200.531100.00 | Supplies | 14,623.14 |
| 100 3200.531270.00 | Gasoline | 21,430.92 |
| 100 3200.531600.00 | Small Equipment | 39,912.13 |
| 100 4100.521200.00 | Prof Svcs | 1,000.00 |
| 100 4100.521200.05 | Prof Svcs-Lowe | 59,294.50 |
| 100 4100.523200.00 | Communications | 18.20 |
| 100 4100.531230.00 | Electricity | 37,190.44 |
| 100 4200.522200.02 | R&M - Street Maintenance | 49,737.05 |
| 100 4200.522200.03 | R&M - Traffic Signals | 30,442.84 |
| 100 4200.522200.05 | R&M - Right of Way Maint | 11,000.00 |
| 100 4200.531100.00 | Supplies | 586.30 |
| 100 6200.521200.05 | Prof Svcs-Lowe | 12,000.00 |
| 100 6200.521300.00 | Tech Services | 4,309.00 |
| 100 6200.522200.06 | R&M-Parks | 19,318.43 |
| 100 6200.531230.00 | Utilities | 10,171.97 |
| 100 7000.521200.00 | Prof Svcs | 6,858.00 |
| 100 7000.521200.07 | Prof Svcs-Clark Patterson Lee | 145,749.98 |
| 100 7000.522300.00 | Rentals | 317.50 |
| 100 7000.523200.00 | Communications | 171.65 |
| 100 7000.523500.00 | Travel | 204.00 |
| 100 7000.523600.00 | Dues & Fees | 450.00 |
| | *** FUND TOTAL *** | 654,971.29 |

VENDOR SET: 01 City of Dunwoody, GA

BANK #K.2.03 Suntrust Disbursement Acc

DATE RANGE: 9/01/2011 THRU 9/30/2011

** G/L ACCOUNT TOTALS **

| G/L ACCOUNT | NAME | AMOUNT |
|--------------------|----------------------------|------------|
| 250 6200.542000.00 | Machinery & Equipment | 42,779.75 |
| | *** FUND TOTAL *** | 42,779.75 |
| 350 0000.121101.00 | Accrued Expense | 67,402.80 |
| 350 1535.542000.00 | Machinery & Equipment | 18,840.00 |
| 350 4200.521200.00 | Professional Services | 5,970.00 |
| 350 4200.541400.00 | Infrastructure | 637,472.82 |
| 350 6200.541100.00 | Sites | 3,446.90 |
| | *** FUND TOTAL *** | 733,132.52 |
| 560 4320.521200.08 | Prof Svcs | 2,260.00 |
| 560 4320.521200.09 | Prof Svcs-Stormwater | 20,000.00 |
| 560 4320.522200.00 | Repairs & Maintenance | 40,491.47 |
| 560 4320.522200.05 | Rep & Maint-Riprap Program | 1,347.33 |
| 560 4320.531100.00 | Supplies | 988.65 |
| | *** FUND TOTAL *** | 65,087.45 |

VENDOR SET: 01 BANK: 03 TOTALS: 103 1,495,971.01 0.00 1,495,971.01

BANK: 03 TOTALS: 103 1,495,971.01 0.00 1,495,971.01

VENDOR SET: 01 City of Dunwoody, GA
 BANK: 05 Suntrust Municipal Court
 DATE RANGE: 9/01/2011 THRU 9/30/2011

#K.2.

| VENDOR I.D. | NAME | STATUS | CHECK DATE | AMOUNT | DISCOUNT | CHECK NO | CHECK STATUS | CHECK AMOUNT |
|----------------------|-----------------------------|----------------------|------------|-----------|----------|----------|--------------|--------------|
| 000115 | DeKalb County Jail | | | | | | | |
| I-August 2011 | DeKalb County Jail | R | 9/09/2011 | | | 201333 | | |
| 745 0000.121800.00 | Due to State Agencies | DeKalb County Jail | | 180.35 | | | | 180.35 |
| 000116 | DeKalb County Finance Dept. | | | | | | | |
| I-August 2011 | DeKalb County Finance Dept. | R | 9/09/2011 | | | 201334 | | |
| 745 0000.121800.00 | Due to State Agencies | DeKalb County Financ | | 2,103.57 | | | | 2,103.57 |
| 000118 | Peace Officers' | | | | | | | |
| I-August 2011 | Peace Officers' | R | 9/09/2011 | | | 201335 | | |
| 745 0000.121800.00 | Due to State Agencies | Peace Officers' | | 2,194.32 | | | | 2,194.32 |
| 000146 | GSCCCA | | | | | | | |
| I-August 2011 | GSCCCA | R | 9/09/2011 | | | 201336 | | |
| 745 0000.121800.00 | Due to State Agencies | GSCCCA | | 10,476.61 | | | | 10,476.61 |
| 000278 | DeKalb State Court | | | | | | | |
| I-Dontrell Fossett | DeKalb State Court | R | 9/09/2011 | | | 201337 | | |
| 745 0000.121500.00 | Claims & Judgments Payable | DeKalb State Court | | 350.00 | | | | 350.00 |
| 000278 | DeKalb State Court | | | | | | | |
| I-Lashantis Patterso | DeKalb State Court | R | 9/09/2011 | | | 201338 | | |
| 745 0000.121500.00 | Claims & Judgments Payable | DeKalb State Court | | 350.00 | | | | 350.00 |
| 000278 | DeKalb State Court | | | | | | | |
| I-Washington, James | DeKalb State Court | R | 9/09/2011 | | | 201339 | | |
| 745 0000.121500.00 | Claims & Judgments Payable | DeKalb State Court | | 1,400.00 | | | | 1,400.00 |
| 1 | HATMAKER, CASEY D | | | | | | | |
| I-000201109061331 | HATMAKER, CASEY D: | R | 9/09/2011 | | | 201340 | | |
| 745 0000.121500.01 | Jail Bonds Payable | Bond Refund:22494 | | 432.00 | | | | 432.00 |
| 1 | MORNING, BRANDON X | | | | | | | |
| I-000201109061332 | MORNING, BRANDON X: | R | 9/09/2011 | | | 201341 | | |
| 745 0000.121500.01 | Jail Bonds Payable | Bond Refund:D0001094 | | 350.00 | | | | 350.00 |
| 1 | DESVIGNES, JOANNE A | | | | | | | |
| I-000201109061333 | DESVIGNES, JOANNE A: | R | 9/09/2011 | | | 201342 | | |
| 745 0000.121500.01 | Jail Bonds Payable | Bond Refund:D0001173 | | 30.00 | | | | 30.00 |
| 1 | BONNER, CHARLES EDWARD | | | | | | | |
| I-000201109061334 | BONNER, CHARLES EDWARD: | R | 9/09/2011 | | | 201343 | | |
| 745 0000.121500.01 | Jail Bonds Payable | Bond Refund:D0001155 | | 100.00 | | | | 100.00 |

VENDOR SET: 01 City of Dunwoody, GA
 BANK #K.2.05 Suntrust Municipal Court
 DATE RANGE: 9/01/2011 THRU 9/30/2011

| VENDOR I.D. | NAME | STATUS | CHECK DATE | AMOUNT | DISCOUNT | CHECK NO | CHECK STATUS | CHECK AMOUNT |
|--------------------|--------------------------|--------|------------|--------|----------|----------|--------------|--------------|
| 1 | LENGYEL, THOMAS | | | | | | | |
| I-000201109061335 | LENGYEL, THOMAS: | R | 9/09/2011 | | | 201344 | | |
| 745 0000.121500.01 | Jail Bonds Payable | | | 350.00 | | | | 350.00 |
| | | | | | | | | |
| 1 | VELASQUEZ, OSMAN DAVID | | | | | | | |
| I-000201109061336 | VELASQUEZ, OSMAN DAVID: | R | 9/09/2011 | | | 201345 | | |
| 745 0000.121500.01 | Jail Bonds Payable | | | 200.00 | | | | 200.00 |
| | | | | | | | | |
| 1 | GOMEZ-HERNANDEZ, JACOBO | | | | | | | |
| I-000201109061337 | GOMEZ-HERNANDEZ, JACOBO: | R | 9/09/2011 | | | 201346 | | |
| 745 0000.121500.01 | Jail Bonds Payable | | | 517.50 | | | | |
| 745 0000.121500.01 | Jail Bonds Payable | | | 730.00 | | | | 1,247.50 |
| | | | | | | | | |
| 1 | LYDEN, PAIGE H | | | | | | | |
| I-000201109061338 | LYDEN, PAIGE H: | R | 9/09/2011 | | | 201347 | | |
| 745 0000.121500.01 | Jail Bonds Payable | | | 85.00 | | | | 85.00 |
| | | | | | | | | |
| 1 | UNAL, MUSTAFA | | | | | | | |
| I-000201109061339 | UNAL, MUSTAFA: | R | 9/09/2011 | | | 201348 | | |
| 745 0000.121500.01 | Jail Bonds Payable | | | 45.00 | | | | 45.00 |
| | | | | | | | | |
| 1 | HEDRICK, LLOYD BRUCE | | | | | | | |
| I-000201109061340 | HEDRICK, LLOYD BRUCE: | R | 9/09/2011 | | | 201349 | | |
| 745 0000.121500.01 | Jail Bonds Payable | | | 490.00 | | | | 490.00 |
| | | | | | | | | |
| 1 | WILLIAMS, BRIAN O | | | | | | | |
| I-000201109061341 | WILLIAMS, BRIAN O: | R | 9/09/2011 | | | 201350 | | |
| 745 0000.121500.01 | Jail Bonds Payable | | | 625.00 | | | | 625.00 |
| | | | | | | | | |
| 1 | LOGAN, ERIC D | | | | | | | |
| I-000201109061342 | LOGAN, ERIC D: | R | 9/09/2011 | | | 201351 | | |
| 745 0000.121500.01 | Jail Bonds Payable | | | 100.00 | | | | 100.00 |
| | | | | | | | | |
| 1 | RANDALL, HILARY | | | | | | | |
| I-000201109061343 | RANDALL, HILARY: | R | 9/09/2011 | | | 201352 | | |
| 745 0000.121500.01 | Jail Bonds Payable | | | 175.00 | | | | |
| 745 0000.121500.01 | Jail Bonds Payable | | | 75.00 | | | | 250.00 |
| | | | | | | | | |
| 1 | USIRICHUN, NATHAPON | | | | | | | |
| I-000201109061344 | USIRICHUN, NATHAPON: | R | 9/09/2011 | | | 201353 | | |
| 745 0000.121500.01 | Jail Bonds Payable | | | 350.00 | | | | 350.00 |
| | | | | | | | | |
| 1 | KEHOE, MICHAEL PATRICK | | | | | | | |
| I-000201109061346 | KEHOE, MICHAEL PATRICK: | R | 9/09/2011 | | | 201354 | | |
| 745 0000.121500.01 | Jail Bonds Payable | | | 50.00 | | | | 50.00 |

VENDOR SET: 01 City of Dunwoody, GA
 BANK: 05 Suntrust Municipal Court
 DATE RANGE: 9/01/2011 THRU 9/30/2011

#K.2.

| VENDOR I.D. | NAME | STATUS | CHECK DATE | AMOUNT | DISCOUNT | CHECK NO | CHECK STATUS | CHECK AMOUNT |
|--------------------|----------------------------|--------|----------------------|----------|----------|----------|--------------|--------------|
| 1 | NZIOKI, ANDREW ITUMO | | | | | | | |
| I-000201109061347 | NZIOKI, ANDREW ITUMO: | R | 9/09/2011 | | | 201355 | | |
| 745 0000.121500.01 | Jail Bonds Payable | | Bond Refund:D0001256 | 50.00 | | | | 50.00 |
| 1 | PADILLA, TIARRA | | | | | | | |
| I-000201109061348 | PADILLA, TIARRA: | R | 9/09/2011 | | | 201356 | | |
| 745 0000.121500.01 | Jail Bonds Payable | | Bond Refund:D0001256 | 50.00 | | | | 50.00 |
| 1 | MELENDY, LINDA MARIE | | | | | | | |
| I-000201109061349 | MELENDY, LINDA MARIE: | R | 9/09/2011 | | | 201357 | | |
| 745 0000.121500.01 | Jail Bonds Payable | | Cash Refund:P02228 | 50.00 | | | | 50.00 |
| 1 | SENN, STANLEY | | | | | | | |
| I-000201109061350 | SENN, STANLEY: | R | 9/09/2011 | | | 201358 | | |
| 745 0000.121500.01 | Jail Bonds Payable | | Bond Refund:D0001137 | 200.00 | | | | |
| 745 0000.121500.01 | Jail Bonds Payable | | Bond Refund:D0001137 | 730.00 | | | | |
| 745 0000.121500.01 | Jail Bonds Payable | | Bond Refund:D0001138 | 750.00 | | | | |
| 745 0000.121500.01 | Jail Bonds Payable | | Bond Refund:D0001138 | 480.00 | | | | |
| 745 0000.121500.01 | Jail Bonds Payable | | Bond Refund:D0001138 | 270.00 | | | | 2,430.00 |
| 1 | Mirella Martinez | | | | | | | |
| I-MMartinez | Mirella Martinez: | R | 9/09/2011 | | | 201359 | | |
| 745 0000.121500.00 | Claims & Judgments Payable | | Mirella Martinez: | 2.00 | | | | 2.00 |
| 1 | AKUJUOBI, CHUKWUMA | | | | | | | |
| I-000201109161351 | AKUJUOBI, CHUKWUMA: | R | 9/21/2011 | | | 201360 | | |
| 745 0000.121500.01 | Jail Bonds Payable | | Bond Refund:D0000734 | 1,740.00 | | | | 1,740.00 |
| 1 | GRAVES, CASSAUNDR L | | | | | | | |
| I-000201109161352 | GRAVES, CASSAUNDR L: | R | 9/21/2011 | | | 201361 | | |
| 745 0000.121500.01 | Jail Bonds Payable | | Bond Refund:D0001020 | 50.00 | | | | 50.00 |
| 1 | PERALTA-ORTIZ, MAURO | | | | | | | |
| I-000201109161353 | PERALTA-ORTIZ, MAURO: | R | 9/21/2011 | | | 201362 | | |
| 745 0000.121500.01 | Jail Bonds Payable | | Bond Refund:D0001185 | 830.00 | | | | 830.00 |
| 1 | EVERETEZE, ENRICIUS | | | | | | | |
| I-000201109161354 | EVERETEZE, ENRICIUS: | R | 9/21/2011 | | | 201363 | | |
| 745 0000.121500.01 | Jail Bonds Payable | | Bond Refund:D0001183 | 350.00 | | | | 350.00 |
| 1 | Peralta-Ortiz, Mauro | | | | | | | |
| I-000201109161355 | Peralta-Ortiz, Mauro: | R | 9/21/2011 | | | 201364 | | |
| 745 0000.121500.01 | Jail Bonds Payable | | Bond Refund:D0001185 | 517.50 | | | | 517.50 |

VENDOR SET: 01 City of Dunwoody, GA
 BANK #K.2.05 Suntrust Municipal Court
 DATE RANGE: 9/01/2011 THRU 9/30/2011

| VENDOR I.D. | NAME | STATUS | CHECK DATE | AMOUNT | DISCOUNT | CHECK NO | CHECK STATUS | CHECK AMOUNT |
|--------------------|----------------------------|--------|----------------------|--------|----------|----------|--------------|--------------|
| 1 | TAYLOR, ARMOND DARNELL | | | | | | | |
| I-000201109161356 | TAYLOR, ARMOND DARNELL: | R | 9/21/2011 | | | 201365 | | |
| 745 0000.121500.01 | Jail Bonds Payable | | Bond Refund:D0001188 | 350.00 | | | | 350.00 |
| 1 | VIRGIL, KALA | | | | | | | |
| I-000201109161357 | VIRGIL, KALA: | R | 9/21/2011 | | | 201366 | | |
| 745 0000.121500.01 | Jail Bonds Payable | | Bond Refund:D0001191 | 50.00 | | | | 50.00 |
| 1 | MOHAMED, SALVADOR | | | | | | | |
| I-000201109161358 | MOHAMED, SALVADOR: | R | 9/21/2011 | | | 201367 | | |
| 745 0000.121500.01 | Jail Bonds Payable | | Bond Refund:D0001200 | 350.00 | | | | 350.00 |
| 1 | BROWN, ANDRE | | | | | | | |
| I-000201109161359 | BROWN, ANDRE: | R | 9/21/2011 | | | 201368 | | |
| 745 0000.121500.01 | Jail Bonds Payable | | Bond Refund:D0001243 | 350.00 | | | | 350.00 |
| 1 | Jonathan Monroe | | | | | | | |
| I-BR:JMonroe | Jonathan Monroe: | R | 9/21/2011 | | | 201369 | | |
| 745 0000.121500.00 | Claims & Judgments Payable | | Jonathan Monroe: | 1.00 | | | | 1.00 |

| * * T O T A L S * * | NO | CHECK AMOUNT | DISCOUNTS | TOTAL APPLIED |
|---------------------|---------------|--------------|-----------|---------------|
| REGULAR CHECKS: | 37 | 28,929.85 | 0.00 | 28,929.85 |
| HAND CHECKS: | 0 | 0.00 | 0.00 | 0.00 |
| DRAFTS: | 0 | 0.00 | 0.00 | 0.00 |
| EFT: | 0 | 0.00 | 0.00 | 0.00 |
| NON CHECKS: | 0 | 0.00 | 0.00 | 0.00 |
| VOID CHECKS: | 0 VOID DEBITS | 0.00 | | |
| | VOID CREDITS | 0.00 | 0.00 | 0.00 |

TOTAL ERRORS: 0

** G/L ACCOUNT TOTALS **

| G/L ACCOUNT | NAME | AMOUNT |
|--------------------|----------------------------|-----------|
| 745 0000.121500.00 | Claims & Judgments Payable | 2,103.00 |
| 745 0000.121500.01 | Jail Bonds Payable | 11,872.00 |
| 745 0000.121800.00 | Due to State Agencies | 14,954.85 |
| | *** FUND TOTAL *** | 28,929.85 |

| | | | | | | |
|----------------|----------|---------|----|-----------|------|-----------|
| VENDOR SET: 01 | BANK: 05 | TOTALS: | 37 | 28,929.85 | 0.00 | 28,929.85 |
| BANK: 05 | TOTALS: | | 37 | 28,929.85 | 0.00 | 28,929.85 |

VENDOR SET: 02 City of Dunwoody, GA

BANK: 08 CVB of Dunwoody

DATE RANGE: 9/01/2011 THRU 9/30/2011

#K.2.

| VENDOR I.D. | NAME | STATUS | CHECK DATE | AMOUNT | DISCOUNT | CHECK NO | CHECK STATUS | CHECK AMOUNT |
|--------------------|--------------------------------|----------------------|------------|----------|----------|----------|--------------|--------------|
| 002019 | Bank of North Georgia | | | | | | | |
| I-August 2011 | Bank of North Georgia | D | 9/22/2011 | | | 000000 | | |
| 950 7540.521200.14 | Promotional/Comm Developmt | Bank of North Geor | | 215.47 | | | | |
| 950 7540.521200.16 | Promotional/Event Hosting | Bank of North Geor | | 875.32 | | | | |
| 950 7540.521200.12 | Marketing/Graphic Design | Bank of North Geor | | 1,887.48 | | | | |
| 950 7540.531300.00 | Marketing/Meals & Entertainmen | Bank of North Geor | | 239.84 | | | | |
| 950 7540.521200.19 | Admin/Meeting Expense | Bank of North Geor | | 22.00 | | | | |
| 950 7540.531700.00 | Marketing/Miscellaneous | Bank of North Geor | | 15.00 | | | | |
| 950 7540.531100.00 | Admin/Office Expense | Bank of North Geor | | 294.87 | | | | |
| 950 7540.523600.01 | Marketing/Dues & Subscriptions | Bank of North Geor | | 19.25 | | | | |
| 950 7540.523500.00 | Marketing/Travel | Bank of North Geor | | 292.84 | | | | |
| 950 7540.521300.00 | Marketing/Web Site | Bank of North Geor | | 1,299.00 | | | | 5,161.07 |
| 002015 | Crier Newspapers, LLC | | | | | | | |
| I-38660 | Crier Newspapers, LLC | R | 9/09/2011 | | | 040259 | | |
| 950 7540.523300.00 | Marketing/Advertising | Crier Newspapers, LL | | 428.25 | | | | 428.25 |
| 002028 | Reunions Magazine, Inc | | | | | | | |
| I-17756 | Reunions Magazine, Inc | R | 9/09/2011 | | | 040260 | | |
| 950 7540.523300.00 | Marketing/Advertising | Reunions Magazine, I | | 2,000.00 | | | | 2,000.00 |
| 002047 | Simple View, Inc | | | | | | | |
| I-22078 | Simple View, Inc | R | 9/09/2011 | | | 040261 | | |
| 950 7540.521300.00 | Marketing/Web Site | Simple View, Inc | | 500.00 | | | | 500.00 |
| 002066 | Greater Georgia Life | | | | | | | |
| I-189503F | Greater Georgia Life | R | 9/09/2011 | | | 040262 | | |
| 950 7540.512100.00 | Employees/Personnel/Benefits | Greater Georgia Life | | 4.53 | | | | 4.53 |
| 002088 | Andy Williams | | | | | | | |
| I-Travel Reimburse | Andy Williams | R | 9/09/2011 | | | 040263 | | |
| 950 7540.523500.00 | Marketing/Travel | Andy Williams | | 305.97 | | | | 305.97 |
| 002089 | Stamats Meeting Media, Inc | | | | | | | |
| I-60130898 | Stamats Meeting Media, Inc | R | 9/09/2011 | | | 040264 | | |
| 950 7540.523300.00 | Marketing/Advertising | Stamats Meeting Medi | | 3,026.00 | | | | |
| I-6013227 | Stamats Meeting Media, Inc | R | 9/09/2011 | | | 040264 | | |
| 950 7540.523300.00 | Marketing/Advertising | Stamats Meeting Medi | | 3,026.00 | | | | 6,052.00 |
| 002096 | Coventry Dental | | | | | | | |
| I-20110815001224 | Coventry Dental | R | 9/09/2011 | | | 040265 | | |
| 950 7540.512100.00 | Employees/Personnel/Benefits | Coventry Dental | | 41.94 | | | | 41.94 |

VENDOR SET: 02 City of Dunwoody, GA

BANK #K.2.08 CVB of Dunwoody

DATE RANGE: 9/01/2011 THRU 9/30/2011

| VENDOR I.D. | NAME | STATUS | CHECK DATE | AMOUNT | DISCOUNT | CHECK NO | CHECK STATUS | CHECK AMOUNT |
|--------------------|--------------------------------|----------------------|------------|----------|----------|----------|--------------|--------------|
| 002104 | Oz Publishing, Inc | | | | | | | |
| I-10856 | Oz Publishing, Inc | R | 9/09/2011 | | | 040266 | | |
| 950 7540.523300.00 | Marketing/Advertising | Oz Publishing, Inc | | 185.00 | | | | 185.00 |
| 002105 | Oktober Productions LLC | | | | | | | |
| I-250 | Oktober Productions LLC | R | 9/09/2011 | | | 040267 | | |
| 950 7540.521200.14 | Promotional/Comm Developmt | Oktober Productions | | 4,500.00 | | | | 4,500.00 |
| 002004 | Digital Corporation | | | | | | | |
| I-RAV-Aug | Digital Corporation | R | 9/21/2011 | | | 040268 | | |
| 950 7540.523200.01 | Admin/Postage/Courier/Overnigh | Digital Corporation | | 5.92 | | | | |
| 950 7540.531270.01 | Admin/Vehicle Expenses | Digital Corporation | | 33.00 | | | | |
| I-Sep11 | Digital Corporation | R | 9/21/2011 | | | 040268 | | |
| 950 7540.522300.00 | Admin/Rent | Digital Corporation | | 1,500.00 | | | | 1,538.92 |
| 002047 | Simple View, Inc | | | | | | | |
| I-22497 | Simple View, Inc | R | 9/21/2011 | | | 040269 | | |
| 950 7540.521300.00 | Marketing/Web Site | Simple View, Inc | | 2,000.00 | | | | 2,000.00 |
| 002049 | Smith Travel Research | | | | | | | |
| I-257741 | Smith Travel Research | R | 9/21/2011 | | | 040270 | | |
| 950 7540.523600.01 | Marketing/Dues & Subscriptions | Smith Travel Researc | | 8,032.50 | | | | 8,032.50 |
| 002078 | Laurie Rowe | | | | | | | |
| I-74 | Laurie Rowe | R | 9/21/2011 | | | 040271 | | |
| 950 7540.521200.20 | Marketing/Public Relations | Laurie Rowe | | 1,000.00 | | | | 1,000.00 |
| 002106 | Marietta Daily Journal and Nei | | | | | | | |
| I-297220 | Marietta Daily Journal and Nei | R | 9/21/2011 | | | 040272 | | |
| 950 7540.523300.00 | Marketing/Advertising | Marietta Daily Journ | | 400.00 | | | | 400.00 |

| * * T O T A L S * * | NO | CHECK AMOUNT | DISCOUNTS | TOTAL APPLIED |
|---------------------|---------------|--------------|-----------|---------------|
| REGULAR CHECKS: | 14 | 26,989.11 | 0.00 | 26,989.11 |
| HAND CHECKS: | 0 | 0.00 | 0.00 | 0.00 |
| DRAFTS: | 1 | 5,161.07 | 0.00 | 5,161.07 |
| EFT: | 0 | 0.00 | 0.00 | 0.00 |
| NON CHECKS: | 0 | 0.00 | 0.00 | 0.00 |
| VOID CHECKS: | 0 VOID DEBITS | 0.00 | | |
| | VOID CREDITS | 0.00 | 0.00 | 0.00 |

TOTAL ERRORS: 0

VENDOR SET: 02 City of Dunwoody, GA

BANK: 08 CVB of Dunwoody

DATE RANGE: 9/01/2011 THRU 9/30/2011

#K.2.

** G/L ACCOUNT TOTALS **

| G/L ACCOUNT | NAME | AMOUNT |
|--------------------|--------------------------------|-----------|
| 950 7540.512100.00 | Employees/Personnel/Benefits | 46.47 |
| 950 7540.521200.12 | Marketing/Graphic Design | 1,887.48 |
| 950 7540.521200.14 | Promotional/Comm Developmt | 4,715.47 |
| 950 7540.521200.16 | Promotional/Event Hosting | 875.32 |
| 950 7540.521200.19 | Admin/Meeting Expense | 22.00 |
| 950 7540.521200.20 | Marketing/Public Relations | 1,000.00 |
| 950 7540.521300.00 | Marketing/Web Site | 3,799.00 |
| 950 7540.522300.00 | Admin/Rent | 1,500.00 |
| 950 7540.523200.01 | Admin/Postage/Courier/Overnigh | 5.92 |
| 950 7540.523300.00 | Marketing/Advertising | 9,065.25 |
| 950 7540.523500.00 | Marketing/Travel | 598.81 |
| 950 7540.523600.01 | Marketing/Dues & Subscriptions | 8,051.75 |
| 950 7540.531100.00 | Admin/Office Expense | 294.87 |
| 950 7540.531270.01 | Admin/Vehicle Expenses | 33.00 |
| 950 7540.531300.00 | Marketing/Meals & Entertainmen | 239.84 |
| 950 7540.531700.00 | Marketing/Miscellaneous | 15.00 |
| | *** FUND TOTAL *** | 32,150.18 |

| | | | | | | |
|----------------|----------|---------|-----|--------------|------|--------------|
| VENDOR SET: 02 | BANK: 08 | TOTALS: | 15 | 32,150.18 | 0.00 | 32,150.18 |
| BANK: 08 | TOTALS: | | 15 | 32,150.18 | 0.00 | 32,150.18 |
| REPORT TOTALS: | | | 158 | 1,559,905.85 | 0.00 | 1,559,905.85 |

#K.2.

SELECTION CRITERIA

VENDOR SET: * - All
VENDOR: ALL
BANK CODES: All
FUNDS: All

CHECK SELECTION

CHECK RANGE: 000000 THRU 999999
DATE RANGE: 9/01/2011 THRU 9/30/2011
CHECK AMOUNT RANGE: 0.00 THRU 999,999,999.99
INCLUDE ALL VOIDS: YES

PRINT OPTIONS

SEQUENCE: CHECK NUMBER

PRINT TRANSACTIONS: YES
PRINT G/L: YES
UNPOSTED ONLY: NO
EXCLUDE UNPOSTED: YES
MANUAL ONLY: NO
STUB COMMENTS: NO
REPORT FOOTER: NO
CHECK STATUS: NO
PRINT STATUS: * - All
