

## **MEMORANDUM**

**To:** Mayor and City Council  
**From:** Chris Pike, Finance Director  
**Date:** May 25, 2012  
**Subject:** **Financial Report for the Year Through April 30, 2012**

---

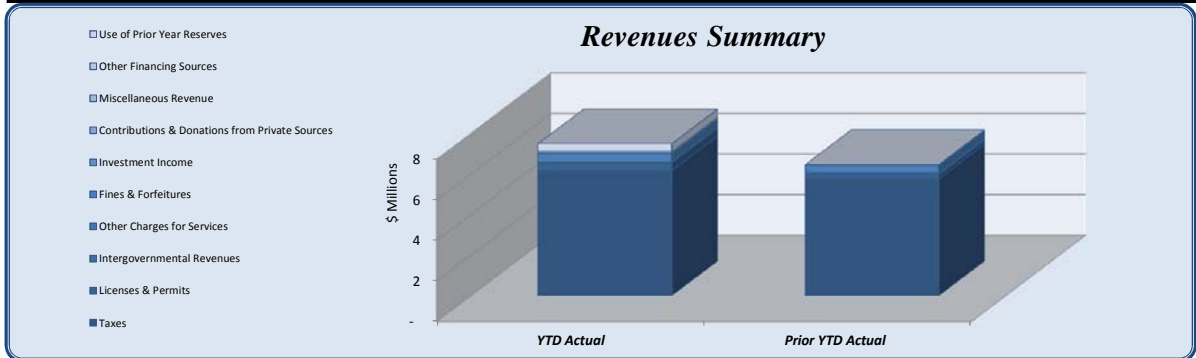
Following are the financial highlights for fiscal year 2012 through April 30, 2012. With few deviations, the year is progressing as planned. Almost all expenditures are on pace with expectations, and only a few revenues are off from expectations either positively or negatively. Though when all added, expenditures are well under budget. The franchise fee received from Georgia Power in February was just under \$2.8 million, exceeding the budget and last year. Permits pulled in April account for a large (positive) variance this month. April say revenues in this line item double the amount from the first three months due to the Von Maur renovations at Perimeter Mall. Court revenues were significantly above last year; mainly due to the milder winter. Overall, I continue to be cautiously optimistic on revenues this year especially now with property taxes and occupation taxes showing well so far. We'll know more mid-year once the HOST calculation and the tax digest are released.

No surprises on expenses either. The large positive variance in the police budget is mainly a timing issue with the 2012 merit increases not taking place until this month.

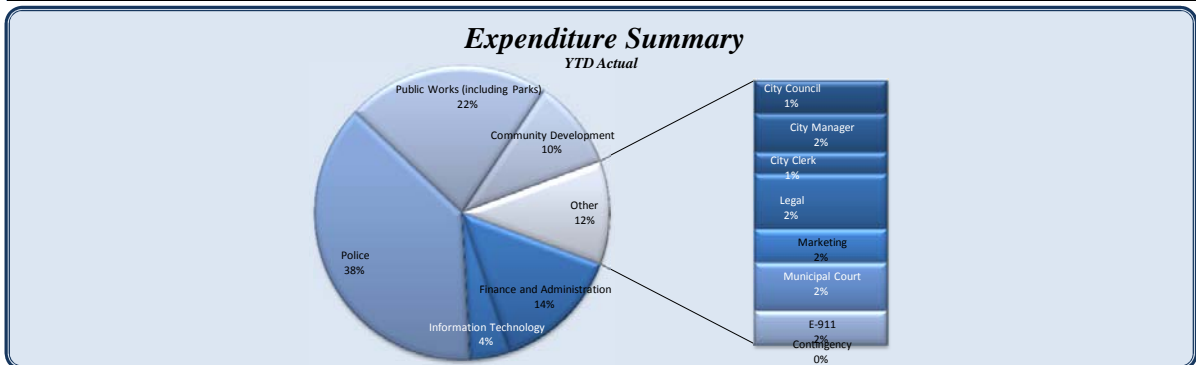
*As Finance Director, I have reviewed this report. I am not aware of any material untrue statements or material omission; nor do I consider anything misleading. The financial statements and related information fairly present the financial condition and the results in all material respects. Management is responsible for internal controls and periodically evaluates these internal controls. No deficiencies in internal controls were discovered.*

City of Dunwoody  
YTD Statement of Revenues and  
Expenses Through April 30, 2012

Revenues	Total Annual Budget	YTD Budget	YTD Actual	YTD Variance		Prior YTD Actual	Flux (Diff from Prior Year)
				(\$ '000)	(% of YTD Budget)		
Taxes	18,211,000	5,702,000	6,158,472	456	108%	5,768,875	389,597
Licenses & Permits	872,000	170,668	389,350	219	228%	196,727	192,623
Intergovernmental Revenues	525,000	-	3,500	4		60,451	(56,951)
Other Charges for Services	402,000	18,332	32,823	14	179%	25,005	7,818
Fines & Forfeitures	1,110,000	370,000	425,995	56	115%	364,331	61,664
Investment Income	5,000	1,668	3,626	2	217%	5,894	(2,268)
Contributions & Donations from Private Sources							
Sources	2,500	832	4,630	4	556%	8,035	(3,405)
Miscellaneous Revenue	94,000	31,332	70,609	39	225%	27,118	43,491
Other Financing Sources	-	-	-	-	-	-	-
Use of Prior Year Reserves	800,574	400,287	400,287	-	100%	-	400,287
<b>Total Revenues</b>	<b>22,022,074</b>	<b>6,695,119</b>	<b>7,489,292</b>	<b>794</b>	<b>17</b>	<b>6,456,438</b>	<b>1,032,855</b>



Expenditures	Total Annual Budget	YTD Budget	YTD Actual	Variance		Prior YTD Actual	Flux (Diff from Prior Year)
				(\$ '000)	(% of YTD Budget)		
City Council	198,277	98,624	83,807	15	85%	84,219	412
City Manager	327,083	109,865	99,576	10	91%	73,554	(26,022)
City Clerk	165,526	67,184	54,757	12	82%	38,583	(16,174)
Legal	457,552	152,962	141,324	12	92%	157,053	15,730
Finance and Administration	2,682,805	1,045,537	838,340	207	80%	1,017,700	179,360
Information Technology	561,731	281,112	263,388	18	94%	404,104	140,716
Marketing	288,907	99,594	86,676	13	87%	62,645	(24,032)
Municipal Court	403,794	150,218	122,923	27	82%	87,516	(35,406)
Police	5,782,984	2,372,673	2,263,224	109	95%	2,470,625	207,401
E-911	369,500	123,168	87,925	35	71%	-	(87,925)
Public Works (including Parks)	6,787,783	1,595,702	1,333,779	262	84%	1,413,731	79,953
Community Development	2,295,250	754,678	593,580	161	79%	686,923	93,344
Contingency	575,000	191,668	-	192	0%	-	-
<b>Total Expenditures</b>	<b>20,896,192</b>	<b>7,042,984</b>	<b>5,969,299</b>	<b>1,074</b>	<b>85%</b>	<b>6,496,654</b>	<b>527,355</b>



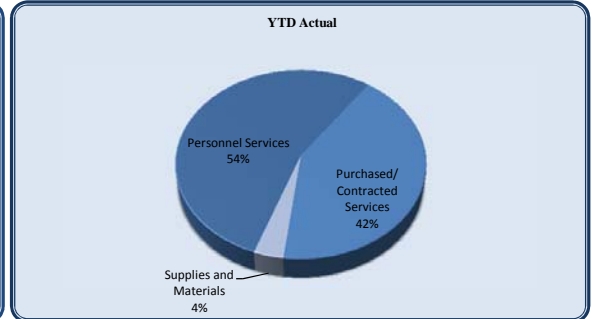
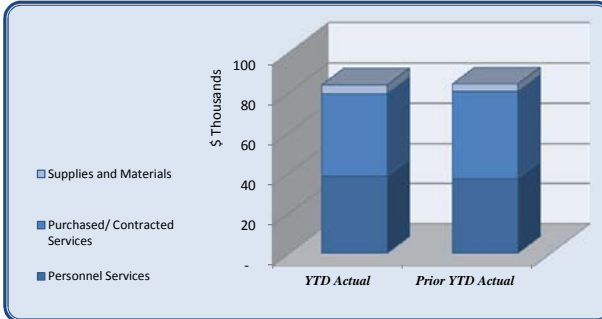
<b>Total Revenues over/(under) Expenditures</b>	<b>1,125,882</b>	<b>(347,865)</b>	<b>1,519,993</b>	<b>1,867,858</b>	<b>(40,217)</b>	<b>1,560,210</b>
---	------------------	------------------	------------------	------------------	-----------------	------------------

City of Dunwoody  
YTD Statement of Revenues and  
Expenses Through April 30, 2012

<b>Revenues</b>							
	Total Annual Budget	YTD Budget	YTD Actual	Variance (\$ '000)	(% of YTD Budget)	Prior YTD Actual	Flux (Diff from Prior Year)
Real Property Tax	5,050,000	-	7,603	8		(13,222)	20,825
Personal Property Tax	360,000	-	376	0		-	376
Motor Vehicle	250,000	83,332	97,197	14	117%	91,252	5,945
Intangibles (Reg & Recording)	60,000	20,000	15,843	(4)	79%	31,218	(15,375)
Franchise Fees	3,400,000	2,755,000	3,120,426	365	113%	2,910,829	209,597
Homestead Option Sales Tax	2,600,000	-	-	-		-	-
Hotel/Motel Tax	1,123,000	374,332	376,341	2	101%	367,752	8,589
Alcoholic Beverage Excise Tax	560,000	186,668	194,825	8	104%	185,591	9,235
MVR Excise Tax	95,000	31,668	31,919	0	101%	31,343	576
Business & Occupation Tax	2,500,000	2,150,000	2,199,542	50	102%	2,063,913	135,629
Insurance Premium Tax	2,100,000	-	-	-		-	-
Financial Institutions Tax	95,000	95,000	112,980	18	119%	97,630	15,350
Penalties & int on delinq tax	3,000	1,000	-	(1)	0%	1,365	(1,365)
Pen & Int on delinq taxes-Business	15,000	5,000	1,420	(4)	28%	1,204	216
<b>Taxes</b>	<b>18,211,000</b>	<b>5,702,000</b>	<b>6,158,472</b>	<b>456</b>	<b>108%</b>	<b>5,768,875</b>	<b>389,597</b>
Alcoholic Beverage Licenses	360,000	-	42,484	42		10,905	31,579
Planning & Zoning Fees	12,000	4,000	7,302	3	183%	2,145	5,157
Bldg Structures & Equipment	500,000	166,668	308,164	141	185%	183,677	124,488
Soil Erosion	-	-	8,399	8		-	8,399
Tree Bank	-	-	23,000	23		-	23,000
<b>Licenses &amp; Permits</b>	<b>872,000</b>	<b>170,668</b>	<b>389,350</b>	<b>219</b>	<b>228%</b>	<b>196,727</b>	<b>192,623</b>
Federal Grants	-	-	-	-		12,451	(12,451)
State Grants	525,000	-	-	-		48,000	(48,000)
Local Government Grants	-	-	3,500	4		-	3,500
<b>Intergovernmental Revenues</b>	<b>525,000</b>	<b>-</b>	<b>3,500</b>	<b>4</b>		<b>60,451</b>	<b>(56,951)</b>
Election Qualifying Fees	-	-	-	-		-	-
Special Police Services	10,000	3,332	4,540	1	136%	3,790	750
Fingerprinting Fee	5,000	1,668	2,441	1	146%	2,233	208
Public Safety-Other	36,000	12,000	18,817	7	157%	10,799	8,018
Special Assessments	20,000	-	13	0		(245)	258
Streetlight Fees	327,000	-	270	0		-	270
Recreation Program Fees	-	-	3,942	4		6,828	(2,886)
Pavilion Rentals	4,000	1,332	2,800	1	210%	1,600	1,200
NSF Fees	-	-	-	-		-	-
<b>Other Charges for Services</b>	<b>402,000</b>	<b>18,332</b>	<b>32,823</b>	<b>14</b>	<b>179%</b>	<b>25,005</b>	<b>7,818</b>
Municipal Court Fines & Forfeitures	1,100,000	366,668	425,995	59	116%	364,331	61,664
Cash Confiscation	10,000	3,332	-	(3)	0%	-	-
<b>Fines &amp; Forfeitures</b>	<b>1,110,000</b>	<b>370,000</b>	<b>425,995</b>	<b>56</b>	<b>115%</b>	<b>364,331</b>	<b>61,664</b>
Interest Revenue	5,000	1,668	3,626	2	217%	5,894	(2,268)
<b>Investment Income</b>	<b>5,000</b>	<b>1,668</b>	<b>3,626</b>	<b>2</b>	<b>217%</b>	<b>5,894</b>	<b>(2,268)</b>
Contr & Don From Priv Sources	-	-	3,780	4		7,500	(3,720)
Explorer Donations	2,500	832	850	0	102%	535	315
<b>Contributions &amp; Donations from Private Sour</b>	<b>2,500</b>	<b>832</b>	<b>4,630</b>	<b>4</b>	<b>556%</b>	<b>8,035</b>	<b>(3,405)</b>
Rents & Royalties	79,000	26,332	20,603	(6)	78%	13,231	7,372
Reimb for damaged property	-	-	49,592	50		6,321	43,270
Other Charges For Services	15,000	5,000	414	(5)	8%	7,566	(7,152)
<b>Miscellaneous Revenue</b>	<b>94,000</b>	<b>31,332</b>	<b>70,609</b>	<b>39</b>	<b>225%</b>	<b>27,118</b>	<b>43,491</b>
Operating Transfer In-MV	-	-	-	-		-	-
Oper Xfer In-Court	-	-	-	-		-	-
Oper Xfer In-Hotel/Motel	-	-	-	-		-	-
<b>Other Financing Sources</b>	<b>-</b>	<b>-</b>	<b>-</b>	<b>-</b>		<b>-</b>	<b>-</b>
<b>Use of Prior Year Reserves</b>	<b>800,574</b>	<b>400,287</b>	<b>400,287</b>	<b>-</b>	<b>100%</b>	<b>-</b>	<b>400,287</b>
<b>Total Revenues</b>	<b>22,022,074</b>	<b>6,695,119</b>	<b>7,489,292</b>	<b>794</b>	<b>112%</b>	<b>6,456,438</b>	<b>1,032,855</b>

City of Dunwoody  
YTD Statement of Revenues and  
Expenses Through April 30, 2012

City Council	Total Annual	YTD Budget	YTD Actual	Variance	Prior YTD Actual	Flux
	Budget					
				(\$ '000)		
Personnel Services	116,277	39,073	38,415	1	98%	(1,073)
Purchased/ Contracted Services	66,500	53,503	41,004	12	77%	2,166
Supplies and Materials	15,500	6,048	4,387	2	73%	(680)
<b>Total City Council</b>	<b>198,277</b>	<b>98,624</b>	<b>83,807</b>	<b>15</b>	<b>85%</b>	<b>412</b>

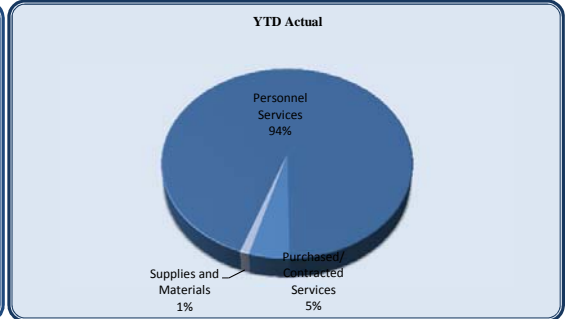
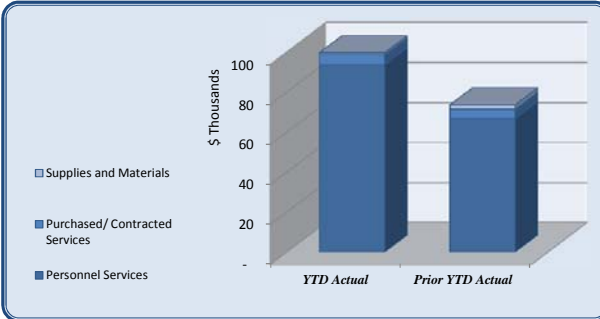


City Council	Total Annual	YTD Budget	YTD Actual	Variance	Prior YTD Actual	Flux
	Budget					
				(\$ '000)		
Regular Salaries	88,000	29,333	29,333	(0)	100%	-
Group Insurance	21,545	7,495	6,989	1	93%	(1,162)
Social Security	5,456	1,820	1,696	0	93%	71
Medicare	1,276	425	397	0	93%	17
Unemployment Insurance	-	-	-	-	-	-
<b>Personnel Services</b>	<b>116,277</b>	<b>39,073</b>	<b>38,415</b>	<b>1</b>	<b>98%</b>	<b>(1,073)</b>
Professional Services	2,500	1,409	1,117	0	79%	(67)
Technical Services	500	168	103	0	61%	(96)
Property/Liability Insurance	45,000	45,000	34,601	10	77%	3,149
Communications	500	168	481	(0)	286%	69
Printing & Binding	2,000	1,200	1,216	(0)	101%	(1,015)
Travel	8,500	3,056	467	3	15%	(135)
Dues & Fees	500	168	1,000	(1)	595%	(970)
Education & Training	7,000	2,333	2,020	0	87%	1,231
<b>Purchased/ Contracted Services</b>	<b>66,500</b>	<b>53,503</b>	<b>41,004</b>	<b>12</b>	<b>77%</b>	<b>2,166</b>
Supplies	2,000	827	592	0	72%	124
Food	4,000	2,053	1,764	0	86%	294
Books & Periodicals	500	168	175	(0)	104%	(175)
Small Equipment	9,000	3,000	1,856	1	62%	(923)
<b>Supplies and Materials</b>	<b>15,500</b>	<b>6,048</b>	<b>4,387</b>	<b>2</b>	<b>73%</b>	<b>(680)</b>
<b>Total City Council</b>	<b>198,277</b>	<b>98,624</b>	<b>83,807</b>	<b>15</b>	<b>85%</b>	<b>412</b>

City of Dunwoody  
YTD Statement of Revenues and  
Expenses Through April 30, 2012

City Manager	Total Annual	YTD Budget	YTD Actual	Variance	Prior YTD Actual	Flux
	Budget					
				(\$ '000)		

Personnel Services	304,538	101,518	93,767	8	92%	66,800	(26,967)
Purchased/ Contracted Services	17,245	6,350	4,728	2	74%	4,604	(124)
Supplies and Materials	5,300	1,997	1,081	1	54%	2,151	1,070
<b>Total City Manager</b>	<b>327,083</b>	<b>109,865</b>	<b>99,576</b>	<b>10</b>	<b>91%</b>	<b>73,554</b>	<b>(26,022)</b>



City Manager	Total Annual	YTD Budget	YTD Actual	Variance	Prior YTD Actual	Flux
	Budget					
				(\$ '000)		

Regular Salaries	230,871	76,957	75,709	1	98%	52,875	(22,834)
Employee Benefits	-	-	-	-	-	-	-
Group Insurance	33,091	11,032	7,309	4	66%	6,140	(1,168)
Medicare	3,342	1,116	1,044	0	94%	733	(311)
Retirement	36,604	12,201	9,705	2	80%	7,051	(2,654)
Unemployment Insurance	-	-	-	-	-	-	-
Workers' Compensation	630	212	-	0	0%	-	-
<b>Personnel Services</b>	<b>304,538</b>	<b>101,518</b>	<b>93,767</b>	<b>8</b>	<b>92%</b>	<b>66,800</b>	<b>(26,967)</b>

Professional Services	1,000	333	-	0	0%	35	35
Technical Services	-	-	-	-	-	-	-
Repairs & Maintenance	-	-	-	-	-	-	-
Communications	2,870	957	472	0	49%	888	415
Printing & Binding	800	268	-	0	0%	417	417
Travel	4,500	1,500	428	1	29%	207	(222)
Dues & Fees	5,075	1,892	2,688	(1)	142%	2,632	(56)
Education & Training	3,000	1,400	1,140	0	81%	425	(715)
Contract Labor	-	-	-	-	-	-	-
<b>Purchased/ Contracted Services</b>	<b>17,245</b>	<b>6,350</b>	<b>4,728</b>	<b>2</b>	<b>74%</b>	<b>4,604</b>	<b>(124)</b>

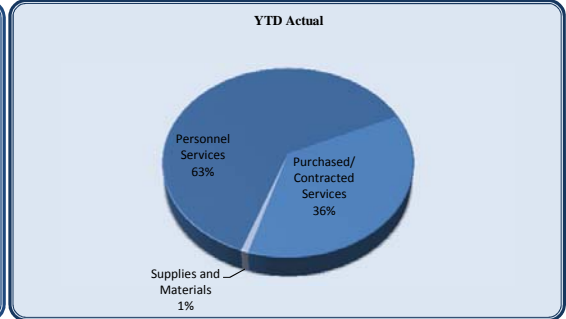
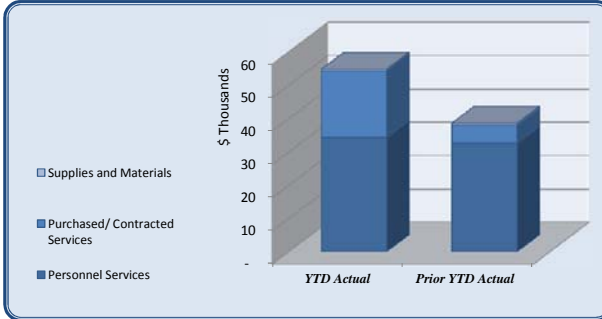
Supplies	3,000	1,000	439	1	44%	1,492	1,053
Gasoline	-	-	-	-	-	37	37
Food	1,000	333	321	0	96%	383	62
Books & Periodicals	300	100	-	0	0%	-	-
Small Equipment	1,000	564	321	0	57%	239	(82)
<b>Supplies and Materials</b>	<b>5,300</b>	<b>1,997</b>	<b>1,081</b>	<b>1</b>	<b>54%</b>	<b>2,151</b>	<b>1,070</b>

<b>Total City Manager</b>	<b>327,083</b>	<b>109,865</b>	<b>99,576</b>	<b>10</b>	<b>91%</b>	<b>73,554</b>	<b>(26,022)</b>
---------------------------	----------------	----------------	---------------	-----------	------------	---------------	-----------------

City of Dunwoody  
YTD Statement of Revenues and  
Expenses Through April 30, 2012

City Clerk	Total Annual	YTD Budget	YTD Actual	Variance	Prior YTD Actual	Flux
	Budget					
				(% of YTD)		(Diff from)
				(\$ '000)	Budget)	Prior Year)

Personnel Services	107,576	35,860	34,301	2	96%	32,647	(1,654)
Purchased/ Contracted Services	53,950	29,990	19,989	10	67%	5,347	(14,642)
Supplies and Materials	4,000	1,334	468	1	35%	590	122
<b>Total City Clerk</b>	<b>165,526</b>	<b>67,184</b>	<b>54,757</b>	<b>12</b>	<b>82%</b>	<b>38,583</b>	<b>(16,174)</b>



City Clerk	Total Annual	YTD Budget	YTD Actual	Variance	Prior YTD Actual	Flux
	Budget					
				(% of YTD)		(Diff from)
				(\$ '000)	Budget)	Prior Year)

Salaries	81,135	27,045	26,737	0	99%	25,638	(1,099)
Employee Benefits	-	-	-	-	-	-	-
Group Insurance	11,847	3,949	3,254	1	82%	3,050	(204)
Medicare	1,174	392	357	0	91%	346	(11)
Retirement	13,105	4,369	3,953	0	90%	3,613	(340)
Unemployment Insurance	-	-	-	-	-	-	-
Workers' Compensation	315	105	-	0	0%	-	-
<b>Personnel Services</b>	<b>107,576</b>	<b>35,860</b>	<b>34,301</b>	<b>2</b>	<b>96%</b>	<b>32,647</b>	<b>(1,654)</b>

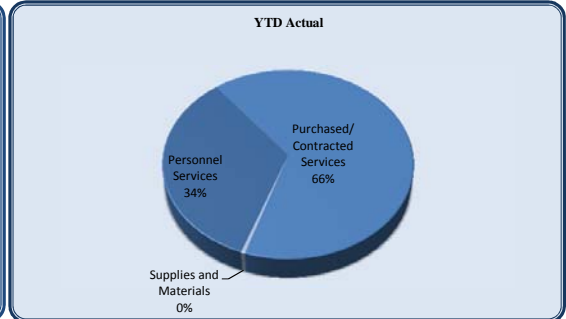
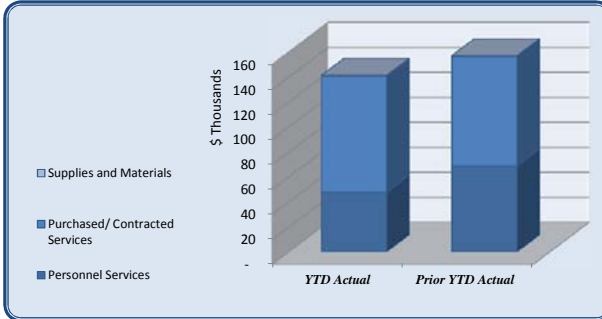
Professional Services	25,000	8,333	1,108	7	13%	3,077	1,969
Technical Services	250	84	-	0	0%	-	-
Repairs and Maintenance	18,000	18,000	17,001	1	94%	-	(17,001)
Communications	1,700	568	238	0	42%	562	325
Advertising	1,000	333	-	0	0%	293	293
Printing & Binding	500	168	-	0	0%	-	-
Travel	3,500	1,168	625	1	54%	323	(302)
Dues & Fees	250	84	-	0	0%	52	52
Education & Training	3,750	1,252	1,018	0	81%	1,040	23
<b>Purchased/ Contracted Services</b>	<b>53,950</b>	<b>29,990</b>	<b>19,989</b>	<b>10</b>	<b>67%</b>	<b>5,347</b>	<b>(14,642)</b>

Supplies	1,700	568	426	0	75%	579	153
Food	400	133	41	0	31%	10	(31)
Books & Periodicals	400	133	-	0	0%	-	-
Small Equipment	1,500	500	-	1	0%	-	-
<b>Supplies and Materials</b>	<b>4,000</b>	<b>1,334</b>	<b>468</b>	<b>1</b>	<b>35%</b>	<b>590</b>	<b>122</b>

<b>Total City Clerk</b>	<b>165,526</b>	<b>67,184</b>	<b>54,757</b>	<b>12</b>	<b>82%</b>	<b>38,583</b>	<b>(16,174)</b>
-------------------------	----------------	---------------	---------------	-----------	------------	---------------	-----------------

City of Dunwoody  
YTD Statement of Revenues and  
Expenses Through April 30, 2012

Legal	Total Annual		YTD Budget	YTD Actual	Variance (\$ '000)	Prior YTD Actual (% of YTD Budget)	Flux (Diff from Prior Year)
	Budget	YTD Budget					
Personnel Services	150,302	50,098	47,745	2	95%	68,757	21,013
Purchased/ Contracted Services	306,150	102,055	92,900	9	91%	87,710	(5,190)
Supplies and Materials	1,100	809	679	0	84%	586	(93)
<b>Total Legal</b>	<b>457,552</b>	<b>152,962</b>	<b>141,324</b>	<b>12</b>	<b>92%</b>	<b>157,053</b>	<b>15,730</b>

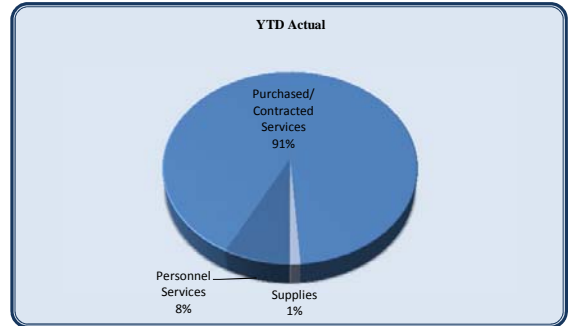
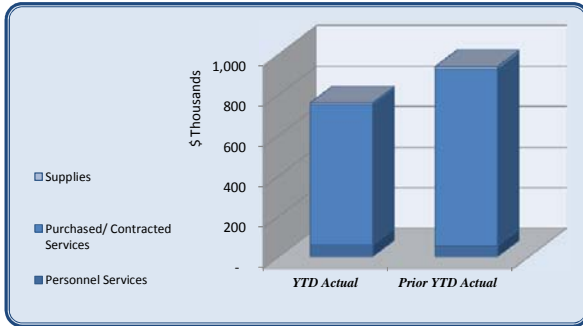


Legal	Total Annual		YTD Budget	YTD Actual	Variance (\$ '000)	Prior YTD Actual (% of YTD Budget)	Flux (Diff from Prior Year)
	Budget	YTD Budget					
Salaries	116,246	38,748	37,889	1	98%	55,801	17,912
Group Insurance	13,327	4,441	3,706	1	83%	5,472	1,766
Medicare	1,683	560	503	0	90%	739	236
Retirement	18,802	6,268	5,647	1	90%	6,745	1,098
Workers' Compensation	244	81	-	0	0%	-	-
<b>Personnel Services</b>	<b>150,302</b>	<b>50,098</b>	<b>47,745</b>	<b>2</b>	<b>95%</b>	<b>68,757</b>	<b>21,013</b>
Professional Services	295,000	98,336	90,748	8	92%	85,670	(5,078)
Technical Services	8,000	2,668	2,144	1	80%	2,040	(104)
Communications	100	33	8	0	24%	-	(8)
Printing & Binding	300	100	-	0	0%	-	-
Travel	1,250	417	-	0	0%	-	-
Dues & Fees	500	168	-	0	0%	-	-
Education & Training	1,000	333	-	0	0%	-	-
<b>Purchased/ Contracted Services</b>	<b>306,150</b>	<b>102,055</b>	<b>92,900</b>	<b>9</b>	<b>91%</b>	<b>87,710</b>	<b>(5,190)</b>
Supplies	600	309	179	0	58%	86	(93)
Food	500	500	500	-	100%	500	-
<b>Supplies and Materials</b>	<b>1,100</b>	<b>809</b>	<b>679</b>	<b>0</b>	<b>84%</b>	<b>586</b>	<b>(93)</b>
<b>Total Legal</b>	<b>457,552</b>	<b>152,962</b>	<b>141,324</b>	<b>12</b>	<b>92%</b>	<b>157,053</b>	<b>15,730</b>

City of Dunwoody  
YTD Statement of Revenues and  
Expenses Through April 30, 2012

<i>Finance and Administration</i>		Total Annual Budget	YTD Budget	YTD Actual	Variance (\$ '000)	(% of YTD Budget)	Prior YTD Actual	Flux (Diff from Prior Year)
-----------------------------------	--	---------------------	------------	------------	--------------------	-------------------	------------------	-----------------------------

Personnel Services	212,244	69,864	58,596	11	84%	54,118	(4,479)
Purchased/ Contracted Services	2,309,981	868,802	690,761	178	80%	869,630	178,869
Supplies	80,580	26,871	8,983	18	33%	13,952	4,969
Transfers Out	80,000	80,000	80,000	-	100%	80,000	-
<b>Total Finance and Administration</b>	<b>2,682,805</b>	<b>1,045,537</b>	<b>838,340</b>	<b>207</b>	<b>80%</b>	<b>1,017,700</b>	<b>179,360</b>



<i>Finance and Administration</i>		Total Annual Budget	YTD Budget	YTD Actual	Variance (\$ '000)	(% of YTD Budget)	Prior YTD Actual	Flux (Diff from Prior Year)
-----------------------------------	--	---------------------	------------	------------	--------------------	-------------------	------------------	-----------------------------

Regular Salaries	124,250	40,239	40,239	(0)	100%	38,798	(1,441)
Group Insurance	16,779	5,593	4,987	1	89%	4,661	(326)
Medicare	1,800	624	527	0	84%	505	(22)
Retirement	20,100	6,970	6,061	1	87%	4,963	(1,098)
Unemployment Insurance	-	-	-	-	-	-	-
Workers' Compensation	315	105	-	0	0%	-	-
Other Employee Benefits	49,000	16,333	6,782	10	42%	5,190	(1,592)
<b>Personnel Services</b>	<b>212,244</b>	<b>69,864</b>	<b>58,596</b>	<b>11</b>	<b>84%</b>	<b>54,118</b>	<b>(4,479)</b>

Official/Admin Services-CGA	1,320,060	440,020	416,666	23	95%	545,593	128,927
Professional Services	178,140	85,114	42,228	43	50%	68,394	26,167
Technical Services	36,960	12,321	1,133	11	9%	26,795	25,662
Repairs & Maintenance	71,113	50,372	21,546	29	43%	1,170	(20,376)
Rentals	539,319	179,773	140,781	39	78%	145,974	5,193
Insurance	56,944	56,944	48,975	8	86%	51,753	2,777
Communications	8,400	2,803	1,920	1	68%	1,320	(599)
Advertising	9,500	3,169	-	3	0%	411	411
Printing & Binding	10,400	3,470	3,407	0	98%	1,732	(1,675)
Travel	5,500	1,836	661	1	36%	1,397	736
Dues & Fees	15,545	13,614	955	13	7%	18,282	17,327
Education & Training	36,500	12,166	6,790	5	56%	3,550	(3,240)
Other Charges	21,600	7,200	5,700	1	79%	3,260	(2,440)
<b>Purchased/ Contracted Services</b>	<b>2,309,981</b>	<b>868,802</b>	<b>690,761</b>	<b>178</b>	<b>80%</b>	<b>869,630</b>	<b>178,869</b>
Supplies	19,500	6,505	4,141	2	64%	6,418	2,277
Electricity	23,000	7,668	3,870	4	50%	6,298	2,428
Diesel	10,000	3,333	-	3	0%	-	-
Food	14,280	4,760	757	4	16%	1,096	339
Books & Periodicals	2,000	672	77	1	11%	-	(77)
Small Equipment	11,800	3,933	139	4	4%	140	-
<b>Supplies</b>	<b>80,580</b>	<b>26,871</b>	<b>8,983</b>	<b>18</b>	<b>33%</b>	<b>13,952</b>	<b>4,969</b>

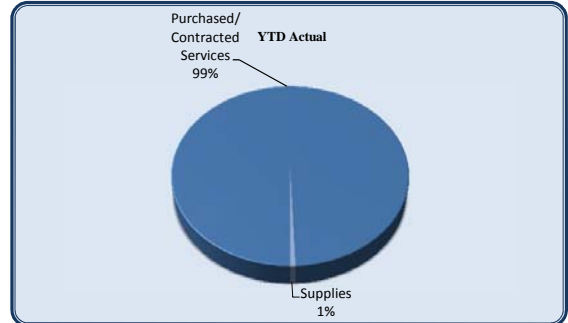
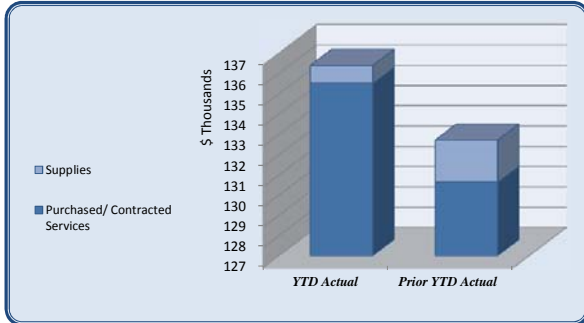
Capital Outlays	-	-	-	-	-	-	-
Debt Service	-	-	-	-	-	-	-
Transfers to Debt Service Fund	80,000	80,000	80,000	-	100%	80,000	-
Transfers to Capital	-	-	-	-	-	-	-
<b>Transfers Out</b>	<b>80,000</b>	<b>80,000</b>	<b>80,000</b>	<b>-</b>	<b>100%</b>	<b>80,000</b>	<b>-</b>
<b>Total Finance and Administration</b>	<b>2,682,805</b>	<b>1,045,537</b>	<b>838,340</b>	<b>207</b>	<b>80%</b>	<b>1,017,700</b>	<b>179,360</b>



City of Dunwoody  
YTD Statement of Revenues and  
Expenses Through April 30, 2012

Information Technology	Total Annual Budget	YTD Budget	YTD Actual	Variance (\$ '000)	Prior YTD Actual (% of YTD Budget)	Flux (Diff from Prior Year)

Purchased/ Contracted Services	400,164	142,944	135,506	7	95%	130,630 (4,876)
Supplies	17,567	11,168	882	10	8%	2,074 1,192
<b>Total Information Technology</b>	<b>561,731</b>	<b>281,112</b>	<b>263,388</b>	<b>18</b>	<b>94%</b>	<b>404,104 140,716</b>

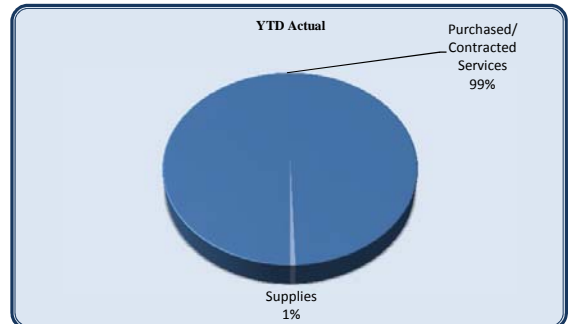
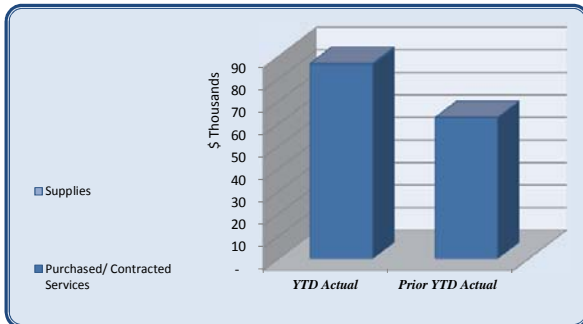


Information Technology	Total Annual Budget	YTD Budget	YTD Actual	Variance (\$ '000)	Prior YTD Actual (% of YTD Budget)	Flux (Diff from Prior Year)

Official/Admin Svcs-CGA	316,134	105,380	105,378	0	100%	106,928 1,550
Technical Services	9,200	8,163	1,914	6	23%	- (1,914)
Repairs & Maintenance	45,445	18,004	17,767	0	99%	14,923 (2,843)
Rentals	-	-	-	-	-	- -
Communications	26,385	10,396	10,397	(0)	100%	8,779 (1,618)
Advertising	-	-	-	-	-	- -
Printing & Binding	500	168	-	0	0%	- -
Travel	-	-	-	-	-	- -
Dues & Fees	-	-	-	-	-	- -
Education & Training	2,500	833	50	1	6%	- (50)
Other Charges	-	-	-	-	-	- -
<b>Purchased/ Contracted Services</b>	<b>400,164</b>	<b>142,944</b>	<b>135,506</b>	<b>7</b>	<b>95%</b>	<b>130,630 (4,876)</b>
Supplies	500	168	84	0	50%	2,074 1,990
Food	-	-	-	-	-	- -
Books & Periodicals	-	-	100	(0)	-	- (100)
Small Equipment	17,067	11,000	698	10	6%	- -
<b>Supplies</b>	<b>17,567</b>	<b>11,168</b>	<b>882</b>	<b>10</b>	<b>8%</b>	<b>2,074 1,192</b>
Machinery & Equipment	-	-	-	-	-	- -
<b>Capital Outlays</b>	<b>-</b>	<b>-</b>	<b>-</b>	<b>-</b>	<b>-</b>	<b>- -</b>
Transfers to Debt Service Fund	109,000	109,000	109,000	-	100%	125,400 16,400
Transfers to Capital	35,000	18,000	18,000	-	100%	146,000 128,000
<b>Transfers Out</b>	<b>144,000</b>	<b>127,000</b>	<b>127,000</b>	<b>-</b>	<b>100%</b>	<b>271,400 144,400</b>
<b>Total Information Technology</b>	<b>561,731</b>	<b>281,112</b>	<b>263,388</b>	<b>18</b>	<b>94%</b>	<b>404,104 140,716</b>

City of Dunwoody  
YTD Statement of Revenues and  
Expenses Through April 30, 2012

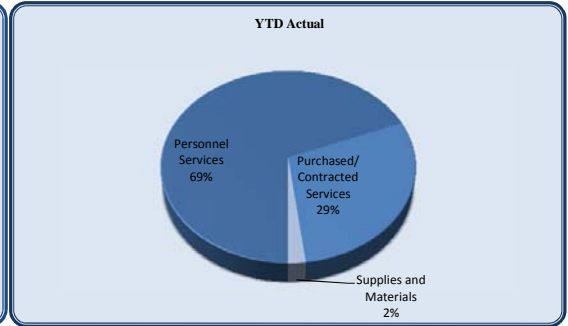
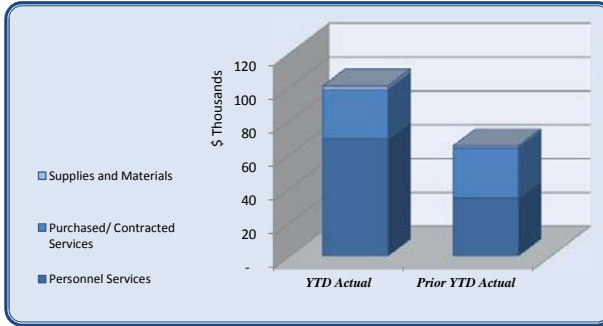
<i>Marketing</i>	Total Annual Budget	YTD Budget	YTD Actual	Variance (\$ '000)	(% of YTD Budget)	Prior YTD Actual	Flux (Diff from Prior Year)
Purchased/ Contracted Services	278,907	96,258	86,154	10	90%	62,552	(23,602)
Supplies	10,000	3,336	522	3	16%	93	(430)
<b>Total Marketing</b>	<b>288,907</b>	<b>99,594</b>	<b>86,676</b>	<b>13</b>	<b>87%</b>	<b>62,645</b>	<b>(24,032)</b>



<i>Marketing</i>	Total Annual Budget	YTD Budget	YTD Actual	Variance (\$ '000)	(% of YTD Budget)	Prior YTD Actual	Flux (Diff from Prior Year)
Official/Admin Services-CGA	182,175	60,725	60,725	-	100%	36,180	(24,545)
Professional Services	25,000	9,133	10,067	(1)	110%	16,725	6,658
Technical Services	3,732	3,732	3,600	0	96%	12	(3,588)
Rentals	-	-	-	-	-	-	-
Communications	3,000	1,000	159	1	16%	3,600	3,441
Advertising	48,000	16,000	11,313	5	71%	5,842	(5,471)
Printing & Binding	15,000	5,000	200	5	4%	48	(152)
Dues & Fees	2,000	668	90	1	13%	145	55
<b>Purchased/ Contracted Services</b>	<b>278,907</b>	<b>96,258</b>	<b>86,154</b>	<b>10</b>	<b>90%</b>	<b>62,552</b>	<b>(23,602)</b>
Supplies	8,000	2,668	522	2	20%	62	(461)
Food	2,000	668	-	1	0%	31	31
Books & Periodicals	-	-	-	-	-	-	-
Small Equipment	-	-	-	-	-	-	-
<b>Supplies</b>	<b>10,000</b>	<b>3,336</b>	<b>522</b>	<b>3</b>	<b>16%</b>	<b>93</b>	<b>(430)</b>
<b>Total Marketing</b>	<b>288,907</b>	<b>99,594</b>	<b>86,676</b>	<b>13</b>	<b>87%</b>	<b>62,645</b>	<b>(24,032)</b>

City of Dunwoody  
YTD Statement of Revenues and  
Expenses Through April 30, 2012

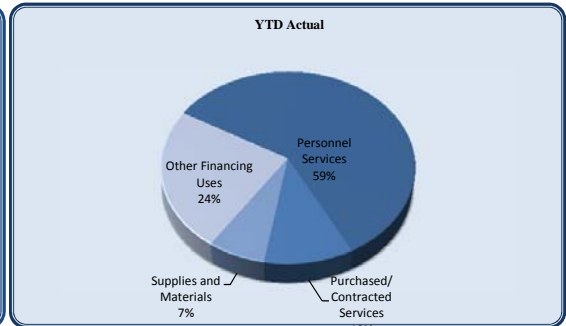
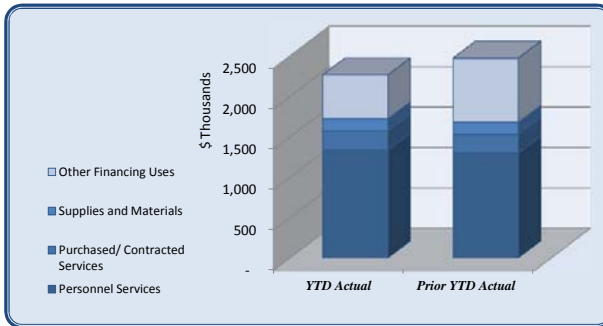
Municipal Court	Total Annual	YTD Budget	YTD Actual	Variance	Prior YTD Actual	Flux
	Budget					
				(% of YTD Budget)		(Diff from Prior Year)
				(\$ '000)		
Personnel Services	237,744	79,255	69,191	10	87%	34,263 (34,927)
Purchased/ Contracted Services	135,500	45,446	29,209	16	64%	29,533 325
Supplies and Materials	8,050	3,016	2,022	1	67%	1,220 (803)
Other Financing Uses	22,500	22,500	22,501	(0)	100%	22,500 (1)
<b>Total Municipal Court</b>	<b>403,794</b>	<b>150,218</b>	<b>122,923</b>	<b>27</b>	<b>82%</b>	<b>87,516 (35,406)</b>



Municipal Court	Total Annual	YTD Budget	YTD Actual	Variance	Prior YTD Actual	Flux
	Budget					
				(% of YTD Budget)		(Diff from Prior Year)
				(\$ '000)		
Salaries	173,570	57,860	55,469	2	96%	27,622 (27,847)
Group Insurance	33,633	11,213	6,401	5	57%	2,802 (3,600)
Medicare	2,426	809	701	0	87%	369 (333)
Retirement	27,099	9,033	6,619	2	73%	3,472 (3,148)
Unemployment Insurance	-	-	-	-	-	-
Workers' Compensation	1,016	340	-	0	0%	-
<b>Personnel Services</b>	<b>237,744</b>	<b>79,255</b>	<b>69,191</b>	<b>10</b>	<b>87%</b>	<b>34,263 (34,927)</b>
Professional Services	82,000	27,333	21,910	5	80%	18,430 (3,480)
Technical Services	20,500	6,833	3,433	3	50%	5,010 1,577
Repairs & Maintenance	13,000	4,333	963	3	22%	2,789 1,827
Rentals	4,000	1,333	1,132	0	85%	1,287 155
Communications	4,200	1,400	498	1	36%	1,095 597
Advertising	300	100	-	0	0%	-
Printing & Binding	500	168	291	(0)	173%	- (291)
Travel	5,000	1,668	46	2	3%	247 200
Dues & Fees	1,000	333	140	0	42%	- (140)
Education & Training	5,000	1,945	795	1	41%	675 (120)
<b>Purchased/ Contracted Services</b>	<b>135,500</b>	<b>45,446</b>	<b>29,209</b>	<b>16</b>	<b>64%</b>	<b>29,533 325</b>
Supplies	5,250	2,080	1,854	0	89%	830 (1,025)
Food	-	-	168	(0)	-	- (168)
Books & Periodicals	800	268	-	0	0%	390 390
Small Equipment	2,000	668	-	1	0%	-
<b>Supplies and Materials</b>	<b>8,050</b>	<b>3,016</b>	<b>2,022</b>	<b>1</b>	<b>67%</b>	<b>1,220 (803)</b>
Transfers to Debt Service Fund	22,500	22,500	22,500	-	100%	22,500 -
Cash over/short	-	-	1	(0)	-	- (1)
<b>Other Financing Uses</b>	<b>22,500</b>	<b>22,500</b>	<b>22,501</b>	<b>(0)</b>	<b>100%</b>	<b>22,500 (1)</b>
<b>Total Municipal Court</b>	<b>403,794</b>	<b>150,218</b>	<b>122,923</b>	<b>27</b>	<b>82%</b>	<b>87,516 (35,406)</b>

City of Dunwoody  
YTD Statement of Revenues and  
Expenses Through April 30, 2012

Police	Total Annual	YTD Budget	YTD Actual	Variance	Prior YTD Actual	Flux
	Budget			(% of YTD Budget)		
				(\$ '000)		
Personnel Services	4,342,859	1,447,625	1,335,241	112	92%	(35,295)
Purchased/ Contracted Services	449,433	177,769	235,423	(58)	132%	(6,902)
Supplies and Materials	409,142	207,479	152,759	55	74%	(4,378)
Other Financing Uses	581,550	539,800	539,800	-	100%	253,975
<b>Total Police</b>	<b>5,782,984</b>	<b>2,372,673</b>	<b>2,263,224</b>	<b>109</b>	<b>95%</b>	<b>207,401</b>



Police	Total Annual	YTD Budget	YTD Actual	Variance	Prior YTD Actual	Flux
	Budget			(% of YTD Budget)		
				(\$ '000)		
Regular Salaries	2,840,406	946,804	914,372	32	97%	5,077
Overtime Salaries	277,647	92,549	81,535	11	88%	(15,208)
<b>Total Salaries</b>	<b>3,118,053</b>	<b>1,039,353</b>	<b>995,908</b>	<b>43</b>	<b>96%</b>	<b>(10,131)</b>

Employee Benefits	-	-	-	-	-	-
Group Insurance	627,657	209,220	165,914	43	79%	(20,386)
Medicare	43,905	14,636	13,079	2	89%	273
Retirement	459,204	153,068	133,717	19	87%	(25,644)
Tuition Reimbursement	-	-	-	-	-	-
Unemployment Insurance	-	-	-	-	-	-
Workers' Compensation	94,040	31,348	26,624	5	85%	20,594
Other Employee Benefits	-	-	-	-	-	-
<b>Personnel Services</b>	<b>1,224,806</b>	<b>408,272</b>	<b>339,334</b>	<b>69</b>	<b>83%</b>	<b>(25,164)</b>

Professional Services	16,000	6,933	5,765	1	83%	7
Technical Services	26,400	8,800	10,098	(1)	115%	7,361
Cleaning Services	-	-	-	-	-	-
Repairs & Maintenance	126,870	70,940	38,067	33	54%	51,679
Rentals	13,900	4,633	3,392	1	73%	(579)
Insurance	36,266	36,266	63,704	(27)	176%	7,831
Claims	-	-	-	-	-	-
Communications	61,600	20,533	19,225	1	94%	(707)
Advertising	2,500	833	-	1	0%	-
Printing & Binding	4,000	1,333	85	1	6%	(85)
Travel	37,760	12,588	9,512	3	76%	(924)
Dues & Fees	10,288	3,810	3,710	0	97%	354
Education & Training	27,900	11,100	11,771	(1)	106%	(1,744)
Other Purchased Services-Other	-	-	-	-	-	-
<b>Purchased/ Contracted Services</b>	<b>449,433</b>	<b>177,769</b>	<b>235,423</b>	<b>(58)</b>	<b>132%</b>	<b>(6,902)</b>

Supplies	35,620	19,958	20,542	(1)	103%	22,945
Supplies-Explorer Program	6,000	2,000	2,560	(1)	128%	(2,560)
Supplies-Ammunition	24,600	8,200	3,500	5	43%	(3,500)
Supplies-Uniforms	29,900	9,967	6,119	4	61%	(6,119)
Gasoline	210,000	70,000	77,830	(8)	111%	(18,032)
Food	6,000	2,000	3,493	(1)	175%	(3,119)
Books & Periodicals	2,500	833	478	0	57%	(18)
Cash Over & Short	-	-	30	(0)	-	(21)
Small Equipment	94,522	94,522	38,205	56	40%	6,046
<b>Supplies and Materials</b>	<b>409,142</b>	<b>207,479</b>	<b>152,759</b>	<b>55</b>	<b>74%</b>	<b>(4,378)</b>

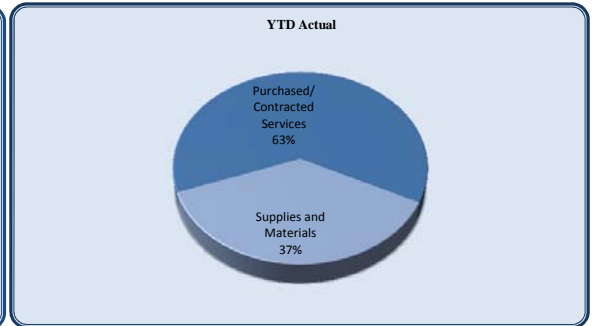
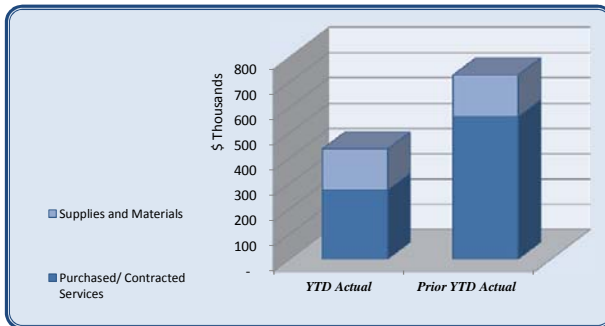
Transfers to Debt Service Fund	469,500	469,500	469,500	-	100%	92,600
Transfers to Capital Fund	112,050	70,300	70,300	-	100%	161,375
<b>Other Financing Uses</b>	<b>581,550</b>	<b>539,800</b>	<b>539,800</b>	<b>-</b>	<b>100%</b>	<b>253,975</b>

<b>Total Police</b>	<b>5,782,984</b>	<b>2,372,673</b>	<b>2,263,224</b>	<b>109</b>	<b>95%</b>	<b>207,401</b>
---------------------	------------------	------------------	------------------	------------	------------	----------------

City of Dunwoody  
YTD Statement of Revenues and  
Expenses Through April 30, 2012

<i>E-911</i>	Total Annual		YTD Actual	Variance (\$ '000)	(% of YTD Budget)	Prior YTD Actual	Flux (Diff from Prior Year)
	Budget	YTD Budget					
Transfers to E-911 Fund	369,500	123,168	87,925	35	71%	-	(87,925)
<b>Total E-911</b>	<b>369,500</b>	<b>123,168</b>	<b>87,925</b>	<b>35</b>	<b>71%</b>	<b>-</b>	<b>(87,925)</b>

<i>Public Works</i>	Total Annual		YTD Actual	Variance (\$ '000)	(% of YTD Budget)	Prior YTD Actual	Flux (Diff from Prior Year)
	Budget	YTD Budget					
Purchased/ Contracted Services	1,330,259	443,428	273,535	170	62%	563,640	259,858
Supplies and Materials	516,750	172,253	161,942	10	94%	164,540	2,598
Transfers to Capital Fund	2,725,000	100,000	100,000	-	100%	225,000	125,000
<b>Total Public Works</b>	<b>4,572,009</b>	<b>715,681</b>	<b>535,477</b>	<b>180</b>	<b>75%</b>	<b>953,180</b>	<b>417,703</b>

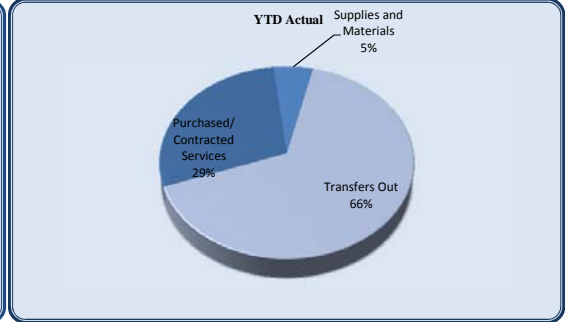
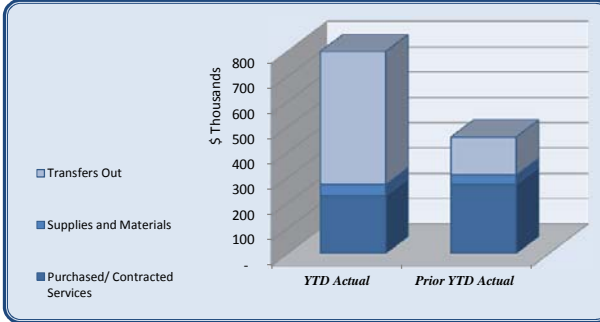


<i>Public Works</i>	Total Annual		YTD Actual	Variance (\$ '000)	(% of YTD Budget)	Prior YTD Actual	Flux (Diff from Prior Year)
	Budget	YTD Budget					
Official/Admin Svcs	280,000	93,333	95,333	(2)	102%	-	(95,333)
Professional Services	50,000	16,668	-	17	0%	38,250	38,250
Professional Services-Low	-	-	-	-	-	217,178	217,178
Professional Services-Legal	-	-	-	-	-	-	-
Tree Fund Expenses	-	-	1,485	(1)	-	2,957	1,472
Professional Services	-	-	-	-	-	-	-
Technical Services	-	-	200	(0)	-	-	(200)
Repairs & Maintenance	23,300	7,768	8,004	(0)	103%	-	(8,004)
R&M - Signs	-	-	-	-	-	-	-
R&M - Storm Damage Removal	35,000	11,668	-	12	0%	29,914	29,914
R&M - Street Maintenance	650,734	216,912	99,033	118	46%	141,034	42,001
R&M - Traffic Signals	200,725	66,909	60,211	7	90%	124,619	64,408
R&M - Curb Replacement	-	-	-	-	-	-	-
R&M - Right of Way Maint	80,000	26,668	7,604	19	29%	5,558	(2,046)
Rentals	-	-	-	-	-	-	-
Claims	5,000	1,668	1,019	1	0%	1,450	431
Communications	500	168	208	(0)	124%	108	(100)
Advertising	4,000	1,333	326	1	24%	1,974	1,648
Printing & Binding	1,000	333	96	0	29%	586	491
Travel	-	-	16	(0)	-	11	(5)
<b>Purchased/ Contracted Services</b>	<b>1,330,259</b>	<b>443,428</b>	<b>273,535</b>	<b>170</b>	<b>62%</b>	<b>563,640</b>	<b>259,858</b>
Supplies-Office	1,000	333	97	0	29%	-	(97)
Supplies-Road Materials	50,000	16,668	15,465	1	93%	15,394	(71)
Electricity	465,000	155,000	146,380	9	94%	149,146	2,766
Books & Periodicals	500	168	-	0	0%	-	-
Small Equipment	250	84	-	0	0%	-	-
<b>Supplies and Materials</b>	<b>516,750</b>	<b>172,253</b>	<b>161,942</b>	<b>10</b>	<b>94%</b>	<b>164,540</b>	<b>2,598</b>
Operating Transfers Out	-	-	-	-	-	90,000	90,000
Transfers to Capital Fund	2,725,000	100,000	100,000	-	100%	135,000	35,000
<b>Transfers to Capital Fund</b>	<b>2,725,000</b>	<b>100,000</b>	<b>100,000</b>	<b>-</b>	<b>100%</b>	<b>225,000</b>	<b>125,000</b>
<b>Total Public Works</b>	<b>4,572,009</b>	<b>715,681</b>	<b>535,477</b>	<b>180</b>	<b>75%</b>	<b>953,180</b>	<b>417,703</b>

City of Dunwoody  
YTD Statement of Revenues and  
Expenses Through April 30, 2012

<i>Parks and Recreation</i>	Total Annual	YTD Budget	YTD Actual	Variance	Prior YTD Actual	Flux
	Budget			(% of YTD Budget)		
				(\$ '000)		

Purchased/ Contracted Services	777,000	283,734	229,391	54	81%	273,624	44,233
Supplies and Materials	213,000	71,000	43,623	27	61%	36,927	(6,696)
Transfers Out	1,225,774	525,287	525,287	-	100%	150,000	(375,287)
<b>Total Parks and Recreation</b>	<b>2,215,774</b>	<b>880,021</b>	<b>798,301</b>	<b>82</b>	<b>91%</b>	<b>460,551</b>	<b>(337,750)</b>



<i>Parks and Recreation</i>	Total Annual	YTD Budget	YTD Actual	Variance	Prior YTD Actual	Flux
	Budget			(% of YTD Budget)		
				(\$ '000)		

Official/Admin Svcs	3,500	1,168	48,000	(47)	4110%	-	(48,000)
Professional Services	-	-	15,583	(16)	-	82,110	66,528
Professional Services-Lowe	150,000	50,000	-	50	0%	48,000	48,000
Technical Services	5,000	5,000	10,308	(5)	206%	6,795	(3,514)
R&M-Parks	586,000	195,333	128,605	67	66%	104,651	(23,954)
Property/Liability Insurance	32,100	32,100	25,649	6	80%	32,068	6,419
Communications	-	-	846	(1)	-	224	(622)
Advertising	-	-	-	-	-	-	-
Printing & Binding	-	-	-	-	-	-	-
Dues & Fees	400	133	400	(0)	301%	400	-
<b>Purchased/ Contracted Services</b>	<b>777,000</b>	<b>283,734</b>	<b>229,391</b>	<b>54</b>	<b>81%</b>	<b>273,624</b>	<b>44,233</b>

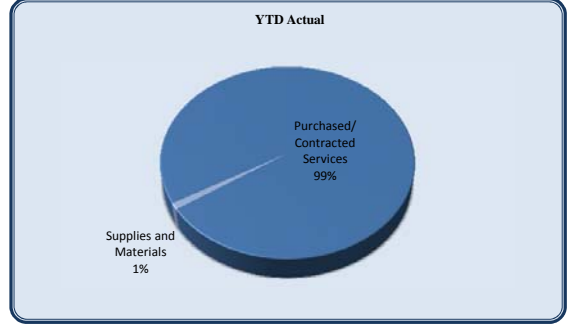
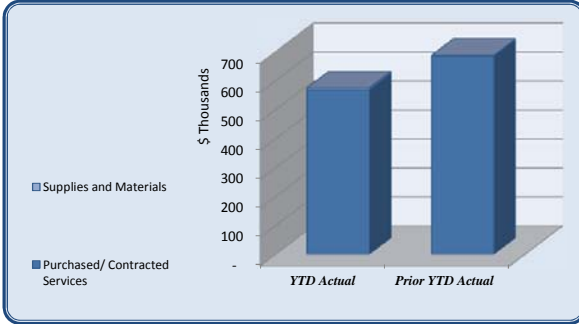
Supplies	65,000	21,667	7,013	15	32%	12,770	5,756
Utilities	138,000	46,000	27,430	19	60%	24,157	(3,272)
Food	-	-	181	(0)	-	-	(181)
Small Equipment	10,000	3,333	8,999	(6)	270%	-	(8,999)
<b>Supplies and Materials</b>	<b>213,000</b>	<b>71,000</b>	<b>43,623</b>	<b>27</b>	<b>61%</b>	<b>36,927</b>	<b>(6,696)</b>

Transfers to Debt Service Fund	800,574	400,287	400,287	-	100%	150,000	(250,287)
Transfers to Capital Fund	425,200	125,000	125,000	-	100%	-	(125,000)
<b>Transfers Out</b>	<b>1,225,774</b>	<b>525,287</b>	<b>525,287</b>	<b>-</b>	<b>100%</b>	<b>150,000</b>	<b>(375,287)</b>

<b>Total Parks and Recreation</b>	<b>2,215,774</b>	<b>880,021</b>	<b>798,301</b>	<b>82</b>	<b>91%</b>	<b>460,551</b>	<b>(337,750)</b>
-----------------------------------	------------------	----------------	----------------	-----------	------------	----------------	------------------

City of Dunwoody  
YTD Statement of Revenues and  
Expenses Through April 30, 2012

Community Development	Total Annual Budget	YTD Budget	YTD Actual	Variance (\$ '000)	(% of YTD Budget)	Prior YTD Actual	Flux (Diff from Prior Year)
Purchased/ Contracted Services	2,181,750	727,252	568,542	159	78%	684,881	116,339
Supplies and Materials	18,500	8,426	6,038	2	72%	2,043	(3,995)
Transfers to Capital Fund	95,000	19,000	19,000	-	100%	-	(19,000)
<b>Total Community Development</b>	<b>2,295,250</b>	<b>754,678</b>	<b>593,580</b>	<b>161</b>	<b>79%</b>	<b>686,923</b>	<b>93,344</b>



Community Development	Total Annual Budget	YTD Budget	YTD Actual	Variance (\$ '000)	(% of YTD Budget)	Prior YTD Actual	Flux (Diff from Prior Year)
Professional Services	360,000	120,000	53,662	66	45%	87,876	34,214
Professional Services-Clark Patterson Lee	1,516,000	505,333	500,667	5	99%	573,800	73,133
Technical Services	172,000	57,333	3,625	54	6%	5,740	2,115
Repairs & Maintenance	59,000	19,668	750	19	4%	9,200	8,450
Rentals	-	-	2,429	(2)		1,270	(1,159)
Insurance Claims	-	-	128	(0)		-	(128)
Communications	4,500	1,500	712	1	47%	653	(60)
Advertising	51,000	17,000	4,221	13	25%	3,829	(392)
Printing & Binding	5,500	1,833	1,563	0	85%	715	(849)
Travel	7,000	2,333	7	2	0%	821	814
Dues & Fees	2,250	752	778	(0)	103%	290	(488)
Education & Training	4,500	1,500	-	2	0%	687	687
Other Purchased Services-Other	-	-	-	-		-	-
<b>Purchased/ Contracted Services</b>	<b>2,181,750</b>	<b>727,252</b>	<b>568,542</b>	<b>159</b>	<b>78%</b>	<b>684,881</b>	<b>116,339</b>
Supplies	11,500	6,092	5,910	0	97%	1,827	(4,082)
Food	1,000	333	128	0	39%	216	87
Books & Periodicals	2,500	833	-	1	0%	-	-
Small Equipment	3,500	1,168	-	1	0%	-	-
<b>Supplies and Materials</b>	<b>18,500</b>	<b>8,426</b>	<b>6,038</b>	<b>2</b>	<b>72%</b>	<b>2,043</b>	<b>(3,995)</b>
Machinery & Equipment	-	-	-	-		-	-
Transfers to Capital Fund	95,000	19,000	19,000	-	100%	-	(19,000)
<b>Transfers to Capital Fund</b>	<b>95,000</b>	<b>19,000</b>	<b>19,000</b>	<b>-</b>	<b>100%</b>	<b>-</b>	<b>(19,000)</b>
<b>Total Community Development</b>	<b>2,295,250</b>	<b>754,678</b>	<b>593,580</b>	<b>161</b>	<b>79%</b>	<b>686,923</b>	<b>93,344</b>

Contingency	Total Annual Budget	YTD Budget	YTD Actual	Variance (\$ '000)	(% of YTD Budget)	Prior YTD Actual	Flux (Diff from Prior Year)
Contingency	575,000	191,668	-	192	0%	-	-
<b>Total Contingency</b>	<b>575,000</b>	<b>191,668</b>	<b>-</b>	<b>192</b>	<b>0%</b>	<b>-</b>	<b>-</b>
<b>Total General Fund Expenditures</b>	<b>17,362,749</b>	<b>5,616,741</b>	<b>4,780,894</b>	<b>836</b>	<b>85%</b>	<b>5,012,205</b>	<b>231,311</b>
<b>Total Revenues over/(under) Expenditures</b>	<b>4,659,325</b>	<b>1,078,378</b>	<b>2,708,398</b>	<b>251%</b>	<b>1,444,232</b>	<b>1,264,166</b>	

City of Dunwoody  
YTD Statement of Revenues and  
Expenses Through April 30, 2012

<i>E911 Fund</i>	Total Annual Budget	YTD Budget	YTD Actual	Variance	Prior YTD Actual	Flux
				(\$ '000)	(% of YTD Budget)	(Diff from Prior Year)
<b>Revenues</b>						
E911 Revenue	775,000	258,333	287,438	29	111%	-
Transfers In	369,500	109,500	87,925	(22)	80%	-
<b>Total Revenues</b>	<b>1,144,500</b>	<b>367,833</b>	<b>375,363</b>	<b>8</b>	<b>102%</b>	<b>-</b>
<b>Expenditures</b>						
Professional Services	-	-	1,750	(2)		-
Communications	-	-	8,280	(8)		-
Machinery & Equipment	7,500	2,500	-	3	0%	-
Intergovernmental-E911 (Chatcomm)	1,075,000	358,333	358,333	0	100%	<b>284,665</b>
Transfers Out-Debt	62,000	7,000	7,000	-	100%	-
<b>Total Expenditures</b>	<b>1,144,500</b>	<b>367,833</b>	<b>375,363</b>	<b>(8)</b>	<b>102%</b>	<b>284,665</b>
<b>Total Revenues over/(under) Expenditures</b>	<b>-</b>	<b>(0)</b>	<b>-</b>	<b>0</b>	<b>0%</b>	<b>(284,665)</b>



City of Dunwoody  
YTD Statement of Revenues and  
Expenses Through April 30, 2012

<i>Hotel Excise Tax Fund</i>	Total Annual Budget	YTD Budget	YTD Actual	Variance  (\$ '000)	(% of YTD Budget)	Prior YTD Actual	Flux  (Difference from Prior Year)
<b>Revenues</b>							
Hotel/Motel Tax	1,700,000	566,667	627,234	61	111%	626,129	(1,105)
Interest Revenue	-	-	13	0		46	33
<b>Total Revenues</b>	<b>1,700,000</b>	<b>566,667</b>	<b>627,248</b>	<b>61</b>	<b>111%</b>	<b>626,176</b>	<b>(1,072)</b>
<b>Expenditures</b>							
Professional Services	-	-	-	-		-	-
Transfers to General Fund	1,020,000	340,000	376,341	(36)	111%	375,733	(608)
Transfers to Component Unit - CVBD	680,000	226,667	250,894	(24)	111%	250,452	(442)
<b>Total Expenditures</b>	<b>1,700,000</b>	<b>566,667</b>	<b>627,234</b>	<b>(61)</b>	<b>111%</b>	<b>626,184</b>	<b>(1,050)</b>
<b>Total Revenues over/(under) Expenditures</b>	<b>-</b>	<b>-</b>	<b>13</b>	<b>0</b>		<b>(9)</b>	<b>(22)</b>

City of Dunwoody  
 YTD Statement of Revenues and  
 Expenses Through April 30, 2012

<i>Motor Vehicle Rental Excise Tax Fund</i>	Total Annual Budget	YTD Budget	YTD Actual	Variance		Prior YTD Actual	Flux
				(\$ '000)	(% of YTD Budget)		(Difference from Prior Year)
<b>Revenues</b>							
MV Rental Excise Tax	100,000	33,333	31,919	(1)	96%	31,343	(576)
<b>Total Revenues</b>	<b>100,000</b>	<b>33,333</b>	<b>31,919</b>	<b>(1)</b>	<b>96%</b>	<b>31,343</b>	<b>(576)</b>
<b>Expenditures</b>							
Transfers to General Fund	100,000	33,333	31,919	1	96%	31,343	(576)
<b>Total Expenditures</b>	<b>100,000</b>	<b>33,333</b>	<b>31,919</b>	<b>1</b>	<b>96%</b>	<b>31,343</b>	<b>(576)</b>
<b>Total Revenues over/(under) Expenditures</b>	<b>-</b>	<b>-</b>	<b>-</b>	<b>-</b>		<b>(0)</b>	<b>-</b>

City of Dunwoody  
YTD Statement of Revenues and  
Expenses Through April 30, 2012

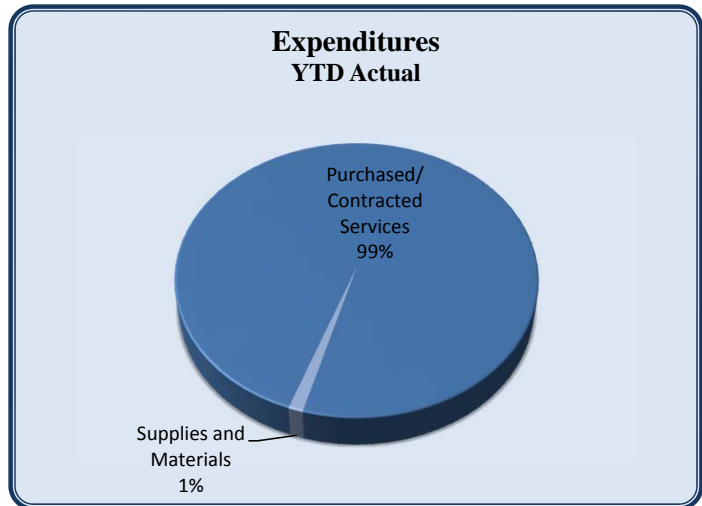
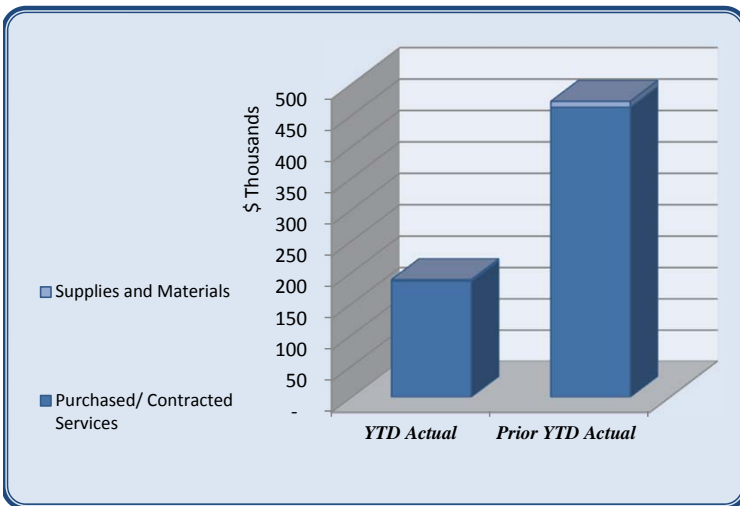
<i>Capital Projects Fund</i>	Total Annual Budget	YTD Budget	YTD Actual	Variance		Prior YTD Actual	Flux
Revenues				(\$ '000)	(% of YTD Budget)		(Difference from Prior Year)
MARTA Capital Funds	-	-	-	-		-	-
Interest Revenue	-	-	7,626	8		374	(7,252)
Operating Transfer In - General Fund	3,392,250	332,300	332,300	-	100%	752,675	420,375
GMA Lease Proceeds - PVC Farms	-	-	-	-		-	-
Use of PY Reserves	4,875,073	4,875,073	-	(4,875)	0%	-	-
<b>Total Revenues</b>	<b>8,267,323</b>	<b>5,207,373</b>	<b>339,926</b>	<b>(4,867)</b>	<b>7%</b>	<b>753,049</b>	<b>413,123</b>
<b>Expenditures</b>							
Machinery & Equipment	-	-	-	-		14,694	14,694
City Clerk	-	-	-	-		14,694	14,694
Repairs and Maintenance	-	-	9,298	(9)		-	(9,298)
Machinery & Equipment	37,149	12,383	-	12	0%	-	-
Information Technology	37,149	12,383	9,298	3	75%	-	(9,298)
Supplies	-	-	-	-		-	-
Buildings	-	-	-	-		-	-
Machinery & Equipment	-	-	-	-		114,081	114,081
Facilities	-	-	-	-		114,081	114,081
Technical Services	-	-	26,826	(27)		-	(26,826)
Small Equipment	30,049	-	17,655	(18)		-	(17,655)
Machinery & Equipment	1,769,376	589,792	-	590	0%	58,834	58,834
Police Department	1,799,425	589,792	44,481	545	8%	58,834	14,354
Professional Services	-	-	40,500	(41)		-	(40,500)
Repairs & Maintenance	1,720,000	573,333	11,975	561	2%	-	(11,975)
Supplies	-	-	-	-		13,655	13,655
Professional Services	30,000	30,000	194,988	(165)	650%	-	(194,988)
Small Equipment	-	-	-	-		-	-
Infrastructure	4,036,403	1,345,468	194,988	1,150	14%	216,562	21,574
Public Works	5,786,403	1,948,801	695,083	1,254	36%	230,217	(464,866)
Professional Services	-	-	9,200	(9)		-	(9,200)
Sites	-	-	52,650	(53)		203,456	150,806
Machinery & Equipment	-	-	5,616	(6)		-	(5,616)
Parks	499,891	166,630	68,043	99	41%	205,256	137,214
<b>Total Expenditures</b>	<b>8,122,867</b>	<b>2,717,606</b>	<b>816,904</b>	<b>1,901</b>	<b>30%</b>	<b>608,389</b>	<b>(208,516)</b>
<b>Total Revenues over/(under) Expenditures</b>	<b>144,456</b>	<b>2,489,767</b>	<b>(476,978)</b>	<b>(2,967)</b>	<b>-19%</b>	<b>144,661</b>	<b>621,639</b>

City of Dunwoody  
YTD Statement of Revenues and  
Expenses Through April 30, 2012

<i>Debt Service Fund</i>	Total Annual Budget	YTD Budget	YTD Actual	Variance		Prior YTD Actual	Flux
				(\$ '000)	(% of YTD Budget)		(Difference from Prior Year)
<b>Revenues</b>							
Interest Revenue	-	-	-	-		37	37
Transfers from General Fund	1,503,574	1,088,287	1,088,287	-	100%	790,000	(298,287)
Residual Equity Transfer In	-	-	-	-		-	-
<b>Total Revenues</b>	<b>1,503,574</b>	<b>1,088,287</b>	<b>1,088,287</b>	<b>-</b>	<b>100%</b>	<b>790,037</b>	<b>(298,250)</b>
<b>Expenditures</b>							
Lease Principal	1,400,559	1,001,559	1,001,559	(0)	100%	630,997	(370,562)
Lease Interest	165,015	107,343	107,343	(0)	100%	77,617	(29,725)
<b>Total Expenditures</b>	<b>1,565,574</b>	<b>1,108,901</b>	<b>1,108,902</b>	<b>(0)</b>	<b>100%</b>	<b>708,614</b>	<b>(400,287)</b>
<b>Total Revenues over/(under) Expenditures</b>	<b>(62,000)</b>	<b>(20,614)</b>	<b>(20,615)</b>	<b>(0)</b>	<b>100%</b>	<b>81,422</b>	<b>102,037</b>

City of Dunwoody  
YTD Statement of Revenues and  
Expenses Through April 30, 2012

<i>Stormwater fund</i>	Total Annual Budget	YTD Budget	YTD Actual	Variance		Prior YTD Actual	Flux
				(\$ '000)	(% of YTD Budget)		(Difference from Prior Year)
<b>Revenues</b>							
State Grants-Stormwater	-	-	-	-		-	-
Stormwater Utility Charges	1,511,801	-	3,588	4		-	(3,588)
Interest Revenue	500	167	588	0	353%	852	263
Donated Infrastructure	-	-	-	-		-	-
Residual Equity Transfer In	-	-	-	-		-	-
Use of Prior Year Reserves	-	-	-	-		-	-
<b>Total Revenues</b>	<b>1,512,301</b>	<b>167</b>	<b>4,177</b>	<b>4</b>	<b>2506%</b>	<b>852</b>	<b>(3,325)</b>
<b>Expenditures</b>							
Professional Services	-	-	5,873	(6)		143,593	137,721
Professional Services-Stormwater	240,000	80,000	40,000	40	50%	77,840	37,840
Repairs & Maintenance	785,000	261,667	137,694	124	53%	234,543	96,848
Rep & Maint-Riprap Program	15,000	5,000	2,410	3	48%	6,760	4,350
Printing & Binding	1,000	333	-	0	0%	-	-
Dues & Fees	500	167	-	0	0%	-	-
Licenses	-	-	-	-		-	-
<b>Purchased/ Contracted Services</b>	<b>1,041,500</b>	<b>347,167</b>	<b>185,977</b>	<b>161</b>	<b>54%</b>	<b>462,736</b>	<b>276,759</b>
Supplies	26,300	8,767	2,243	7	26%	9,416	7,173
Books & Periodicals	500	167	-	0	0%	-	-
Small Equipment	150	50	-	0	0%	-	-
<b>Supplies and Materials</b>	<b>26,950</b>	<b>8,983</b>	<b>2,243</b>	<b>7</b>	<b>25%</b>	<b>9,416</b>	<b>7,173</b>
Machinery & Equipment	-	-	-	-		-	-
<b>Capital Outlay</b>	<b>-</b>	<b>-</b>	<b>-</b>	<b>-</b>		<b>-</b>	<b>-</b>
Capital Contingency	150,000	50,000	-	50	0%	-	-
<b>Contingency</b>	<b>150,000</b>	<b>50,000</b>	<b>-</b>	<b>50</b>	<b>0%</b>	<b>-</b>	<b>-</b>
Depreciation	-	-	-	-		-	-
<b>Total Expenditures</b>	<b>1,218,450</b>	<b>406,150</b>	<b>188,220</b>	<b>218</b>	<b>46%</b>	<b>472,152</b>	<b>283,932</b>
<b>Total Revenues over/(under) Expenditures</b>	<b>293,851</b>	<b>(405,983)</b>	<b>(184,043)</b>	<b>222</b>	<b>45%</b>	<b>(471,300)</b>	<b>(287,257)</b>



Convention Visitors' Bureau of Dunwoody  
Monthly Statement of Revenues and Expenses  
April 30, 2012

CVB of Dunwoody	Total Annual		Variance		Prior YTD Actual
	Budget	YTD Budget	YTD Actual	(% of YTD Budget)	
Fund Balance	35,000	35,000	35,000	100%	
<b>Revenues</b>					
Interest Revenue	2,400	800	699	87%	1,340
Tax Revenue	738,000	236,700	249,246	105%	258,350
<b>Total Revenues</b>	<b>775,400</b>	<b>272,500</b>	<b>284,945</b>	<b>105%</b>	<b>259,691</b>
<b>Expenditures</b>					
<i>Employees/Personnel</i>					
Salaries	178,508	58,242	53,072	91%	37,254
Benefits	26,776	8,736	5,125	59%	4,333
Payroll Taxes	18,154	5,925	4,785	81%	5,150
Unemployment	-	-	-		259
Medic	-	-	-		(139)
<i>Total Employees/Personnel Expenditures</i>	<b>223,438</b>	<b>72,903</b>	<b>62,982</b>	<b>86%</b>	<b>46,856</b>
<i>Administrative</i>					
Legal & Professional Fees	14,400	4,800	11,908	248%	4,164
Meeting Expense	-	-	-		252
Rent	28,362	6,650	6,547	98%	4,581
Insurance	2,500	833	1,303	156%	-
Postage/Courier/Ovenight Mail	2,400	800	558	70%	104
Telephone/Internet	3,600	1,200	1,448	121%	-
Licenses & Fees	15,000	5,000	3,470	69%	183
Miscellaneous	2,400	800	1,502	188%	314
Office Expense	3,000	1,000	4,125	413%	922
Vehicle Expenses	1,800	600	682	114%	228
Furniture & Fixtures	8,500	2,833	2,485	88%	2,031
<i>Total Administrative Expenditures</i>	<b>81,962</b>	<b>24,517</b>	<b>34,028</b>	<b>139%</b>	<b>12,780</b>
<i>Marketing</i>					
Research	-	-	-		-
Graphic Design	40,000	13,333	19,426	146%	16,216
Public Relations	12,000	4,000	4,000	100%	2,000
Web Site	60,000	20,000	13,305	67%	38,196
Advertising	183,000	61,000	83,310	137%	62,254
Printing	25,000	8,333	1,191	14%	15,750
Travel	12,000	4,000	3,523	88%	1,222
Dues & Subscriptions	11,900	3,967	99	2%	99
Memberships	10,000	3,333	6,854	206%	9,684
Photography	6,500	5,000	-	0%	642
Meals & Entertainment	1,800	600	1,107	185%	156
Miscellaneous	6,000	2,000	35	2%	709
<i>Total Marketing Expenditures</i>	<b>368,200</b>	<b>125,567</b>	<b>132,850</b>	<b>106%</b>	<b>146,929</b>
<i>Promotional</i>					
Promotions	24,000	8,000	1,221	15%	-
Community Development	14,400	4,800	10,159	212%	1,489
Conventions and Trade Shows	24,000	8,000	13,011	163%	5,752
Event Hosting & Site Visits	14,400	4,800	1,640	34%	1,191
Site Visits	-	-	-		13
Sponsorships	10,000	2,500	4,000	160%	10,150
Promotional Materials	15,000	5,000	2,343	47%	3,413
<i>Total Promotional Expenditures</i>	<b>101,800</b>	<b>33,100</b>	<b>32,373</b>	<b>98%</b>	<b>22,008</b>
<b>Total Expenditures</b>	<b>775,400</b>	<b>256,086</b>	<b>262,233</b>	<b>102%</b>	<b>228,572</b>
<b>Total Revenues over/(under) Expenditures</b>	<b>-</b>	<b>16,414</b>	<b>22,712</b>	<b>138%</b>	<b>31,119</b>

VENDOR SET: 01 City of Dunwoody, GA  
BANK: 01 Suntrust Concentration  
DATE RANGE: 4/01/2012 THRU 4/30/2012

VENDOR I.D.	NAME	STATUS	CHECK DATE	AMOUNT	DISCOUNT	CHECK NO	CHECK STATUS	CHECK AMOUNT
001145	ETS Corporation							
I-March 2012	ETS Corporation	D	4/01/2012			000000		
100 1516.523900.00	Merchant Services	ETS Corporation		1,207.38				1,207.38

* * T O T A L S * *	NO	INVOICE AMOUNT	DISCOUNTS	CHECK AMOUNT
REGULAR CHECKS:	0	0.00	0.00	0.00
HAND CHECKS:	0	0.00	0.00	0.00
DRAFTS:	1	0.00	0.00	1,207.38
EFT:	0	0.00	0.00	0.00
NON CHECKS:	0	0.00	0.00	0.00
VOID CHECKS:	0 VOID DEBITS	0.00		
	VOID CREDITS	0.00	0.00	0.00

TOTAL ERRORS: 0

\*\* G/L ACCOUNT TOTALS \*\*

G/L ACCOUNT	NAME	AMOUNT
100 1516.523900.00	Merchant Services	1,207.38
	*** FUND TOTAL ***	1,207.38

VENDOR SET: 01	BANK: 01	TOTALS:	1	1,207.38CR	0.00	1,207.38
BANK: 01	TOTALS:	1	1,207.38CR	0.00	1,207.38	

VENDOR SET: 01 City of Dunwoody, GA  
BANK: 02 Suntrust Payroll Account  
DATE RANGE: 4/01/2012 THRU 4/30/2012

VENDOR I.D.	NAME	STATUS	CHECK DATE	AMOUNT	DISCOUNT	CHECK NO	CHECK STATUS	CHECK AMOUNT
000022	ADP							
I-205035b	ADP	D	4/06/2012			000000		
100 1512.521200.00	Professional Services	ADP		464.82				464.82
000022	ADP							
I-217054	ADP	D	4/20/2012			000000		
100 1512.521200.00	Professional Services	ADP		419.46				419.46

* * T O T A L S * *	NO	INVOICE AMOUNT	DISCOUNTS	CHECK AMOUNT
REGULAR CHECKS:	0	0.00	0.00	0.00
HAND CHECKS:	0	0.00	0.00	0.00
DRAFTS:	2	0.00	0.00	884.28
EFT:	0	0.00	0.00	0.00
NON CHECKS:	0	0.00	0.00	0.00
VOID CHECKS:	0	VOID DEBITS 0.00		
		VOID CREDITS 0.00	0.00	0.00

TOTAL ERRORS: 0

\*\* G/L ACCOUNT TOTALS \*\*

G/L ACCOUNT	NAME	AMOUNT
100 1512.521200.00	Professional Services	884.28
	*** FUND TOTAL ***	884.28

VENDOR SET: 01	BANK: 02	TOTALS:	2	884.28CR	0.00	884.28
BANK: 02	TOTALS:		2	884.28CR	0.00	884.28



VENDOR SET: 01 City of Dunwoody, GA  
 BANK: 03 Suntrust Disbursement Acc  
 DATE RANGE: 4/01/2012 THRU 4/30/2012

VENDOR I.D.	NAME	STATUS	CHECK DATE	AMOUNT	DISCOUNT	CHECK NO	CHECK STATUS	CHECK AMOUNT
000022	ADP							
C-205035	ADP	D	4/06/2012			000000		
100 1512.521200.00	Professional Services	ADP		464.82CR				
I-205035	ADP	D	4/06/2012			000000		
100 1512.521200.00	Professional Services	ADP		464.82				
000025	Clark Patterson Lee							
I-12370.00 -03	Clark Patterson Lee	D	4/09/2012			000000		
100 7000.521200.07	Prof Svcs-Clark Patterson Lee	Clark Patterson Lee		125,166.66				125,166.66
000073	JAT Consulting Services, Inc							
I-March 2012	JAT Consulting Services, Inc	D	4/09/2012			000000		
100 1511.521100.01	Official/Admin Svcs-CGA	JAT Consulting Servi		104,166.42				104,166.42
000137	Medcom Services, Inc							
I-04.01.2012	Medcom Services, Inc	D	4/01/2012			000000		
100 0000.121300.16	Flex Spending Ded Payable	Medcom Services, Inc		367.79				367.79
000137	Medcom Services, Inc							
I-04.08.2012	Medcom Services, Inc	D	4/08/2012			000000		
100 0000.121300.16	Flex Spending Ded Payable	Medcom Services, Inc		499.48				499.48
000137	Medcom Services, Inc							
I-04.15.2012	Medcom Services, Inc	D	4/15/2012			000000		
100 0000.121300.16	Flex Spending Ded Payable	Medcom Services, Inc		1,126.72				1,126.72
000137	Medcom Services, Inc							
I-04.22.2012	Medcom Services, Inc	D	4/22/2012			000000		
100 0000.121300.16	Flex Spending Ded Payable	Medcom Services, Inc		1,158.53				1,158.53
000137	Medcom Services, Inc							
I-04.29.2012	Medcom Services, Inc	D	4/29/2012			000000		
100 0000.121300.16	Flex Spending Ded Payable	Medcom Services, Inc		672.92				672.92
001039	Bank of America							
I-March 2012	Bank of America	D	4/20/2012			000000		
100 0000.121110.00	PCard A/P Control	Bank of America		37,867.50				37,867.50
001551	Jacobs							
I-EEXF9500-03	Jacobs	D	4/09/2012			000000		
100 1570.521100.01	Official/Admin Svcs	Jacobs		15,181.25				15,181.25
000008	CIT Technology Fin Serv Inc							
I-21142018	CIT Technology Fin Serv Inc	R	4/05/2012			014875		
100 1565.522300.00	Rentals	CIT Technology Fin S		703.00				703.00

VENDOR SET: 01 City of Dunwoody, GA  
 BANK: 03 Suntrust Disbursement Acc  
 DATE RANGE: 4/01/2012 THRU 4/30/2012

VENDOR I.D.	NAME	STATUS	CHECK DATE	AMOUNT	DISCOUNT	CHECK NO	CHECK STATUS	CHECK AMOUNT
000029	Lowe Engineers							
I-13410	Lowe Engineers	R	4/05/2012			014876		
100 4100.521200.05	Prof Svcs-Lowe	Lowe Engineers		23,833.33				
100 6200.521200.05	Prof Svcs-Lowe	Lowe Engineers		12,000.00				
560 4320.521200.09	Prof Svcs-Stormwater	Lowe Engineers		10,000.00				45,833.33
000031	LaPrade Government Sales							
I-5729	LaPrade Government Sales	R	4/05/2012			014877		
100 3200.521300.00	Technical Svcs	LaPrade Government S		565.00				565.00
000067	Chief Law Enforcement Supply							
C-099801	Chief Law Enforcement Supply	R	4/05/2012			014878		
100 3200.531100.03	Supplies-Uniforms	Chief Law Enforcemen		145.00CR				
C-7783960AC	Chief Law Enforcement Supply	R	4/05/2012			014878		
100 3200.531100.03	Supplies-Uniforms	Chief Law Enforcemen		10.99CR				
I-468323	Chief Law Enforcement Supply	R	4/05/2012			014878		
100 3200.531100.03	Supplies-Uniforms	Chief Law Enforcemen		67.94				
I-468448	Chief Law Enforcement Supply	R	4/05/2012			014878		
100 3200.531100.03	Supplies-Uniforms	Chief Law Enforcemen		157.99				69.94
000079	Connect South							
I-834	Connect South	R	4/05/2012			014879		
100 1530.521200.00	Prof Svcs	Connect South		4,750.00				4,750.00
000091	CDW-G							
I-G780070	CDW-G	R	4/05/2012			014880		
100 1535.522200.00	Repairs & Maintenance	CDW-G		1,673.90				1,673.90
000094	Wright Express FSC							
I-28972158	Wright Express FSC	R	4/05/2012			014881		
100 3200.531270.00	Gasoline	Wright Express FSC		16,218.69				16,218.69
000129	Verizon Wireless							
I-6708306450	Verizon Wireless	R	4/05/2012			014882		
100 1110.523200.00	Communications	Verizon Wireless		98.63				
100 1320.523200.00	Communications	Verizon Wireless		123.98				
100 1330.523200.00	Communications	Verizon Wireless		60.62				
100 1511.523200.00	Communications	Verizon Wireless		119.12				
100 2650.523200.00	Communications	Verizon Wireless		72.37				
100 3200.523200.00	Communications	Verizon Wireless		2,254.94				2,729.66
000136	L3 Communications Mobile Visio							
I-0182681-IN	L3 Communications Mobile Visio	R	4/05/2012			014883		
100 3200.531600.00	Small Equipment	L3 Communications Mo		116.45				116.45

VENDOR SET: 01 City of Dunwoody, GA  
 BANK: 03 Suntrust Disbursement Acc  
 DATE RANGE: 4/01/2012 THRU 4/30/2012

VENDOR I.D.	NAME	STATUS	CHECK DATE	AMOUNT	DISCOUNT	CHECK NO	CHECK STATUS	CHECK AMOUNT
000148	Paetec							
I-53803947	Paetec	R	4/05/2012			014884		
100 1535.523200.00	Communications	Paetec		2,154.11				2,154.11
000149	AT&T							
I->77039614040011882	AT&T	R	4/05/2012			014885		
100 1535.523200.00	Communications	AT&T		74.81				74.81
000150	Fidelity Security Life Insuran							
I-878778	Fidelity Security Life Insuran	R	4/05/2012			014886		
100 0000.121300.12	EE-Vision Payable	Fidelity Security Li		367.20				367.20
000151	Wolfe, Timothy W.							
I-03.22.2012	Wolfe, Timothy W.	R	4/05/2012			014887		
100 2650.521200.00	Prof Svcs	Wolfe, Timothy W.		700.00				700.00
000156	Powell, Hugh R							
I-1799	Powell, Hugh R	R	4/05/2012			014888		
100 2650.521200.00	Prof Svcs	Powell, Hugh R		1,400.00				1,400.00
000157	US Bancorp Equipment Finance,							
I-199439936	US Bancorp Equipment Finance,	R	4/05/2012			014889		
100 3200.522300.00	Rentals	US Bancorp Equipment		406.00				
I-199964610	US Bancorp Equipment Finance,	R	4/05/2012			014889		
100 2650.522300.00	Rentals	US Bancorp Equipment		242.00				
100 3200.522300.00	Rentals	US Bancorp Equipment		242.00				890.00
000163	Metro Materials Inc.							
I-24720	Metro Materials Inc.	R	4/05/2012			014890		
100 4200.531100.00	Supplies	Metro Materials Inc.		282.19				282.19
000165	Vulcan Materials Company							
I-102-201778	Vulcan Materials Company	R	4/05/2012		5.25CR	014891		
100 4200.531100.00	Supplies	Vulcan Materials Com		379.75				379.75
000183	Sprint							
I-570839599-036	Sprint	R	4/05/2012			014892		
100 3200.523200.00	Communications	Sprint		2,051.52				2,051.52
000206	Georgia Power							
I-March 2012	Georgia Power	R	4/05/2012			014893		
100 4100.531230.00	Electricity	Georgia Power		36,424.14				
100 6200.531230.00	Utilities	Georgia Power		4,047.86				40,472.00

VENDOR SET: 01 City of Dunwoody, GA  
 BANK: 03 Suntrust Disbursement Acc  
 DATE RANGE: 4/01/2012 THRU 4/30/2012

VENDOR I.D.	NAME	STATUS	CHECK DATE	AMOUNT	DISCOUNT	CHECK NO	CHECK STATUS	CHECK AMOUNT
000222	Crystal Springs							
I-8986736030712	Crystal Springs	R	4/05/2012			014894		
100 3200.531100.00	Supplies	Crystal Springs		125.19				125.19
000229	Sungard Public Sector Inc							
I-48047	Sungard Public Sector Inc	R	4/05/2012			014895		
100 3200.531100.00	Supplies	Sungard Public Secto		5.00				5.00
000245	FedEx							
I-7-820-90435	FedEx	R	4/05/2012			014896		
100 3200.523200.00	Communications	FedEx		4.52				
I-782026671	FedEx	R	4/05/2012			014896		
100 3200.523200.00	Communications	FedEx		12.70				17.22
000276	Crowne Plaza Hotels & Resorts							
I-Room 9714	Crowne Plaza Hotels & Resorts	R	4/05/2012			014897		
100 0000.115300.01	State of the City	Crowne Plaza Hotels		11,745.94				11,745.94
000287	Law Enforcement Explorers							
I-Post#702	Law Enforcement Explorers	R	4/05/2012			014898		
100 3200.531100.01	Supplies-Explorer Program	Law Enforcement Expl		50.00				50.00
000289	T & T Uniforms							
I-433353	T & T Uniforms	R	4/05/2012			014899		
100 3200.531100.03	Supplies-Uniforms	T & T Uniforms		185.00				185.00
001023	Victoria Clearfield							
I-04.02.2012	Victoria Clearfield	R	4/05/2012			014900		
100 2650.521300.00	Technical Svcs	Victoria Clearfield		990.00				990.00
001026	Guardian - Appleton							
I-#00.452860	Guardian - Appleton	R	4/05/2012			014901		
100 1110.512100.00	Group Insurance	Guardian - Appleton		111.36				
100 1320.512100.00	Group Insurance	Guardian - Appleton		111.36				
100 1330.512100.00	Group Insurance	Guardian - Appleton		60.88				
100 1511.512100.00	Group Insurance	Guardian - Appleton		111.36				
100 1530.512100.00	Group Insurance	Guardian - Appleton		111.36				
100 2650.512100.00	Group Insurance	Guardian - Appleton		169.48				
100 3200.512100.00	Group Insurance	Guardian - Appleton		3,091.48				3,767.28
001033	National Traffic Safety Academ							
I-031212	National Traffic Safety Academ	R	4/05/2012			014902		
100 3200.521300.00	Technical Svcs	National Traffic Saf		156.00				156.00

VENDOR SET: 01 City of Dunwoody, GA  
 BANK: 03 Suntrust Disbursement Acc  
 DATE RANGE: 4/01/2012 THRU 4/30/2012

VENDOR I.D.	NAME	STATUS	CHECK DATE	AMOUNT	DISCOUNT	CHECK NO	CHECK STATUS	CHECK AMOUNT
001187	APG PCE, LLC							
I-162012	APG PCE, LLC	R	4/05/2012			014903		
100 1565.531230.00	Electricity	APG PCE, LLC		538.23				
I-31612	APG PCE, LLC	R	4/05/2012			014903		
100 1565.531230.00	Electricity	APG PCE, LLC		918.49				1,456.72
001224	Urban Collage							
I-10-P02-12C	Urban Collage	R	4/05/2012			014904		
100 7000.521300.00	Technical Svcs	Urban Collage		3,500.00				3,500.00
001275	LMI Electrical Contractors, In							
I-1030943	LMI Electrical Contractors, In	R	4/05/2012			014905		
250 6001.542000.11	ECEBG-Machinery & Equipment	LMI Electrical Contr		9,641.00				
I-1030962	LMI Electrical Contractors, In	R	4/05/2012			014905		
250 6001.542000.11	ECEBG-Machinery & Equipment	LMI Electrical Contr		7,054.00				16,695.00
001329	Law Enforcement Training Assoc							
I-Officer P Krieg	Law Enforcement Training Assoc	R	4/05/2012			014906		
100 3200.523700.00	Education & Training	Law Enforcement Trai		460.00				460.00
001333	E. Harriman Construction, Inc.							
I-1203-19	E. Harriman Construction, Inc.	R	4/05/2012			014907		
100 6200.522200.06	R&M-Parks	E. Harriman Construc		1,202.00				1,202.00
001348	Michael Starling							
I-Jan-March 2012	Michael Starling	R	4/05/2012			014908		
100 7000.523600.00	Dues & Fees	Michael Starling		44.00				
100 7000.523500.00	Travel	Michael Starling		7.00				
100 7000.523600.00	Dues & Fees	Michael Starling		95.00				
100 7000.523600.00	Dues & Fees	Michael Starling		300.00				
100 7000.523600.00	Dues & Fees	Michael Starling		49.00				
100 7000.531300.00	Food	Michael Starling		27.86				
100 7000.531300.00	Food	Michael Starling		55.08				
100 7000.523600.00	Dues & Fees	Michael Starling		30.00				607.94
001385	Wolverton and Associates, Inc.							
I-34069	Spalding Drive Bike Lane	R	4/05/2012			014909		
350 4200.541400.00	Infrastructure	Spalding Drive Bike		26,008.40				26,008.40
001415	Rite Way							
I-338240	Rite Way	R	4/05/2012			014910		
100 6200.522200.06	R&M-Parks	Rite Way		1,621.32				1,621.32

VENDOR SET: 01 City of Dunwoody, GA  
 BANK: 03 Suntrust Disbursement Acc  
 DATE RANGE: 4/01/2012 THRU 4/30/2012

VENDOR I.D.	NAME	STATUS	CHECK DATE	AMOUNT	DISCOUNT	CHECK NO	CHECK STATUS	CHECK AMOUNT
001426	A&A Plumbing							
I-123	A&A Plumbing	R	4/05/2012			014911		
100 6200.522200.06	R&M-Parks	A&A Plumbing		160.00				
I-124	A&A Plumbing	R	4/05/2012			014911		
100 6200.522200.06	R&M-Parks	A&A Plumbing		250.00				410.00
001477	Gresham, Smith and Partners							
I-0654524	Gresham, Smith and Partners	R	4/05/2012			014912		
350 4200.541400.00	Infrastructure	Gresham, Smith and P		9,912.53				9,912.53
001480	Interdev, LLC							
I-998951	Interdev, LLC	R	4/05/2012			014913		
100 1535.521100.01	Official/Admin Svcs-CGA	Interdev, LLC		26,344.48				26,344.48
001481	Unitrends Corporation							
I-39724	Off-site Data Vaulting	R	4/05/2012			014914		
350 1535.542000.00	Machinery & Equipment	Off-site Data Vaulti		6,995.00				
I-39724A	Off-site Data Vaulting	R	4/05/2012			014914		
350 1535.542000.00	Machinery & Equipment	Off-site Data Vaulti		11.87				7,006.87
001504	American Engineers, Inc							
I-201204031623	Mt Vernon Bike/Sidewalk	R	4/05/2012			014915		
350 4200.541400.00	Infrastructure	Mt Vernon Bike/Sidew		13,200.00				13,200.00
001508	Atlanta Business Chronicle							
I-INV0005596	Atlanta Business Chronicle	R	4/05/2012			014916		
100 1570.523300.00	Advertising	Atlanta Business Chr		2,926.46				
I-INV0005757	Atlanta Business Chronicle	R	4/05/2012			014916		
100 1570.523300.00	Advertising	Atlanta Business Chr		853.55				3,780.01
001510	Premier Tree and Shrub Care, L							
I-6679	Premier Tree and Shrub Care, L	R	4/05/2012			014917		
100 4200.522200.05	R&M - Right of Way Maint	Premier Tree and Shr		583.33				
100 6200.522200.06	R&M-Parks	Premier Tree and Shr		20,500.00				
350 4200.531100.00	Supplies	Premier Tree and Shr		11,285.00				32,368.33
001542	Southeastern Engineering Inc (							
I-10789	Southeastern Engineering Inc (	R	4/05/2012			014918		
560 4320.521200.08	Prof Svcs	Southeastern Enginee		500.00				
I-10791	C-D from Cambridge to VV	R	4/05/2012			014918		
350 4200.541400.00	Infrastructure	C-D from Cambridge t		47,048.03				47,548.03
001549	Gas South, LLC							
I-27396257154	Gas South, LLC	R	4/05/2012			014919		
100 6200.531230.00	Utilities	Gas South, LLC		843.27				843.27

VENDOR SET: 01 City of Dunwoody, GA  
 BANK: 03 Suntrust Disbursement Acc  
 DATE RANGE: 4/01/2012 THRU 4/30/2012

VENDOR I.D.	NAME	STATUS	CHECK DATE	AMOUNT	DISCOUNT	CHECK NO	CHECK STATUS	CHECK AMOUNT
001559	Highway Services, Inc.							
I-201204041624	Striping Projects	R	4/05/2012			014920		
100 4200.522200.02	R&M - Street Maintenance		Striping Projects	4,733.28				4,733.28
001566	AIA Corporation							
I-LPG1244545	AIA Corporation	R	4/05/2012			014921		
100 1570.531100.00	Supplies		AIA Corporation	317.76				317.76
001567	Signs By Tomorrow - Buckhead							
I-61121	Signs By Tomorrow - Buckhead	R	4/05/2012			014922		
100 0000.115300.01	State of the City		Signs By Tomorrow -	702.61				702.61
001569	Wilson, Morton & Downs, LLC							
I-19777	Wilson, Morton & Downs, LLC	R	4/05/2012			014923		
100 1530.521200.01	Prof Svcs-Legal		Wilson, Morton & Dow	7,049.00				7,049.00
1	Dr. Ray Noonan, President							
I-Dr. Ray Noonan	Dr. Ray Noonan, President:	R	4/05/2012			014924		
350 4200.541400.00	Infrastructure		Dr. Ray Noonan, Pres	330.00				330.00
1	Larry Adams							
I-Larry Adams	Larry Adams:	R	4/05/2012			014925		
100 0000.322210.00	Planning & Zoning Fees		Miscellaneous Vendor	250.00				250.00
001562	Emergency Communications Netwo							
I-11192	Emergency Communications Netwo	R	4/09/2012			014926		
350 3200.542000.00	Machinery & Equipment		Emergency Communicat	18,625.00				18,625.00
001107	TerraMark							
I-T2012-007-6243	TerraMark	R	4/10/2012			014927		
350 6200.521200.00	Professional Services		TerraMark	9,200.00				9,200.00
001570	Georgia Department of Labor							
I-Brook Run	Georgia Department of Labor	R	4/10/2012			014928		
100 6200.522200.06	R&M-Parks		Georgia Department o	200.00				200.00
000021	Employment Screening Services							
I-114196	Employment Screening Services	R	4/20/2012			014929		
100 3200.521300.00	Technical Svcs		Employment Screening	12.00				
I-116582	Employment Screening Services	R	4/20/2012			014929		
100 3200.521300.00	Technical Svcs		Employment Screening	18.00				30.00
000031	LaPrade Government Sales							
I-5740	LaPrade Government Sales	R	4/20/2012			014930		
100 3200.522200.00	Repairs & Maintenance		LaPrade Government S	341.00				341.00

VENDOR SET: 01 City of Dunwoody, GA  
 BANK: 03 Suntrust Disbursement Acc  
 DATE RANGE: 4/01/2012 THRU 4/30/2012

VENDOR I.D.	NAME	STATUS	CHECK DATE	AMOUNT	DISCOUNT	CHECK NO	CHECK STATUS	CHECK AMOUNT
000061	Blue Cross Blue Shield							
I-0008746543	Blue Cross Blue Shield	R	4/20/2012			014931		
100 1110.512100.00	Group Insurance		Blue Cross Blue Shie	1,294.22				
100 1320.512100.00	Group Insurance		Blue Cross Blue Shie	1,294.22				
100 1330.512100.00	Group Insurance		Blue Cross Blue Shie	675.73				
100 1511.512100.00	Group Insurance		Blue Cross Blue Shie	1,053.29				
100 1530.512100.00	Group Insurance		Blue Cross Blue Shie	1,053.29				
100 2650.512100.00	Group Insurance		Blue Cross Blue Shie	1,449.58				
100 3200.512100.00	Group Insurance		Blue Cross Blue Shie	33,365.49				40,185.82
000067	Chief Law Enforcement Supply							
C-000360	Chief Law Enforcement Supply	R	4/20/2012			014932		
100 3200.531100.03	Supplies-Uniforms		Chief Law Enforcemen	72.50CR				
I-471719	Chief Law Enforcement Supply	R	4/20/2012			014932		
100 3200.531100.03	Supplies-Uniforms		Chief Law Enforcemen	80.94				
I-474658	Chief Law Enforcement Supply	R	4/20/2012			014932		
100 3200.531100.03	Supplies-Uniforms		Chief Law Enforcemen	42.94				
I-475539	Chief Law Enforcement Supply	R	4/20/2012			014932		
100 3200.531100.00	Supplies		Chief Law Enforcemen	11.50				
I-475540	Chief Law Enforcement Supply	R	4/20/2012			014932		
100 3200.531100.03	Supplies-Uniforms		Chief Law Enforcemen	40.49				
I-477500	Chief Law Enforcement Supply	R	4/20/2012			014932		
100 3200.531100.03	Supplies-Uniforms		Chief Law Enforcemen	83.49				
I-478921	Chief Law Enforcement Supply	R	4/20/2012			014932		
100 3200.531100.03	Supplies-Uniforms		Chief Law Enforcemen	59.00				245.86
000072	Choice Care Occupational Medic							
I-162672	Choice Care Occupational Medic	R	4/20/2012			014933		
100 3200.521300.00	Technical Svcs		Choice Care Occupati	35.00				35.00
000094	Wright Express FSC							
I-29153094	Wright Express FSC	R	4/20/2012			014934		
100 3200.531270.00	Gasoline		Wright Express FSC	3,326.51				3,326.51
000118	Peace Officers'							
I-April 2012	Peace Officers'	R	4/20/2012			014935		
100 0000.121300.15	POAB Deduction Payable		Peace Officers'	600.00				600.00
000120	Pro Solutions							
I-00002991	Pro Solutions	R	4/20/2012			014936		
100 3200.531100.00	Supplies		Pro Solutions	290.00				290.00
000134	IALEFI							
I-*David Barnes	IALEFI	R	4/20/2012			014937		
100 3200.523600.00	Dues & Fees		IALEFI	55.00				55.00



VENDOR SET: 01 City of Dunwoody, GA  
 BANK: 03 Suntrust Disbursement Acc  
 DATE RANGE: 4/01/2012 THRU 4/30/2012

VENDOR I.D.	NAME	STATUS	CHECK DATE	AMOUNT	DISCOUNT	CHECK NO	CHECK STATUS	CHECK AMOUNT
000138	Riley McLendon, LLC							
I-60602	Riley McLendon, LLC	R	4/20/2012			014938		
100 1530.521200.01	Prof Svcs-Legal	Riley McLendon, LLC		6,000.00				
I-60603	Riley McLendon, LLC	R	4/20/2012			014938		
100 1530.521200.02	Prof Svcs-Litigation	Riley McLendon, LLC		75.00				
I-60604	Riley McLendon, LLC	R	4/20/2012			014938		
100 2650.521200.03	Prof Svcs-Court Solicitor	Riley McLendon, LLC		2,240.00				8,315.00
000157	US Bancorp Equipment Finance,							
I-201118528	US Bancorp Equipment Finance,	R	4/20/2012			014939		
100 7000.522300.00	Rentals	US Bancorp Equipment		317.50				317.50
000163	Metro Materials Inc.							
I-24791	Metro Materials Inc.	R	4/20/2012			014940		
100 4200.531100.00	Supplies	Metro Materials Inc.		213.33				
I-24948	Metro Materials Inc.	R	4/20/2012			014940		
100 4200.531100.00	Supplies	Metro Materials Inc.		1,727.32				
100 4200.522200.02	R&M - Street Maintenance	Metro Materials Inc.		27.75				
I-25022	Metro Materials Inc.	R	4/20/2012			014940		
100 4200.531100.00	Supplies	Metro Materials Inc.		508.32				
100 4200.522200.02	R&M - Street Maintenance	Metro Materials Inc.		32.85				2,509.57
000165	Vulcan Materials Company							
I-841-201301	Vulcan Materials Company	R	4/20/2012			014941		
100 4200.531100.00	Supplies	Vulcan Materials Com		611.71				
I-841-202113	Vulcan Materials Company	R	4/20/2012			014941		
100 4200.531100.00	Supplies	Vulcan Materials Com		527.00				1,138.71
000184	Crime Reports							
I-15379	Crime Reports	R	4/20/2012			014942		
100 3200.521300.00	Technical Svcs	Crime Reports		1,188.00				1,188.00
000186	American Law Enforcement Netwo							
I-2012-958	American Law Enforcement Netwo	R	4/20/2012			014943		
100 3200.521300.00	Technical Svcs	American Law Enforce		3,510.00				3,510.00
000187	Georgia City/County Managers A							
I-GCCA2012	Georgia City/County Managers A	R	4/20/2012			014944		
100 1320.523600.00	Dues & Fees	Georgia City/County		125.00				125.00
000189	Kustom Signals Inc							
I-460992	Kustom Signals Inc	R	4/20/2012			014945		
100 3200.531100.00	Supplies	Kustom Signals Inc		107.00				107.00

VENDOR SET: 01 City of Dunwoody, GA

BANK: 03 Suntrust Disbursement Acc

DATE RANGE: 4/01/2012 THRU 4/30/2012

VENDOR I.D.	NAME	STATUS	CHECK DATE	AMOUNT	DISCOUNT	CHECK NO	CHECK STATUS	CHECK AMOUNT
000196	Roadworx							
I-58162	Roadworx	R	4/20/2012			014946		
100 4200.522200.03	R&M - Traffic Signals	Roadworx		20,526.47				
I-58186	Roadworx	R	4/20/2012			014946		
100 4200.522200.03	R&M - Traffic Signals	Roadworx		13,808.10				
I-58188	Roadworx	R	4/20/2012			014946		
560 4320.522200.00	Repairs & Maintenance	Roadworx		40,605.26				74,939.83
000197	AVTech Services							
I-120127	AVTech Services	R	4/20/2012			014947		
100 1535.522200.00	Repairs & Maintenance	AVTech Services		600.00				600.00
000203	Mitchell's Paint & Body Inc							
I-21560	Mitchell's Paint & Body Inc	R	4/20/2012			014948		
100 3200.522200.00	Repairs & Maintenance	Mitchell's Paint & B		1,081.68				1,081.68
000205	Dunwoody/Atlanta Printing Inc.							
I-36562	Dunwoody/Atlanta Printing Inc.	R	4/20/2012			014949		
100 3200.523400.00	Printing & Binding	Dunwoody/Atlanta Pri		37.50				37.50
000210	Rotary Club of Dunwoody, GA In							
I-2086	Rotary Club of Dunwoody, GA In	R	4/20/2012			014950		
100 1110.523600.00	Dues & Fees	Rotary Club of Dunwo		300.00				
I-2101	Rotary Club of Dunwoody, GA In	R	4/20/2012			014950		
100 3200.523600.00	Dues & Fees	Rotary Club of Dunwo		300.00				
I-2112	Rotary Club of Dunwoody, GA In	R	4/20/2012			014950		
100 1320.523600.00	Dues & Fees	Rotary Club of Dunwo		300.00				900.00
000222	Crystal Springs							
I-8986736040412	Crystal Springs	R	4/20/2012			014951		
100 3200.531100.00	Supplies	Crystal Springs		104.28				104.28
000226	FBI CAAA							
I-CO Dunwoody	FBI CAAA	R	4/20/2012			014952		
100 3200.523700.00	Education & Training	FBI CAAA		240.00				240.00
000229	Sungard Public Sector Inc							
I-46963	Sungard Public Sector Inc	R	4/20/2012			014953		
215 3800.523200.00	Communications	Sungard Public Secto		7,000.00				
I-47151	Sungard Public Sector Inc	R	4/20/2012			014953		
215 3800.523200.00	Communications	Sungard Public Secto		1,280.00				8,280.00
000240	LexisNexis							
I-1203384528	LexisNexis	R	4/20/2012			014954		
100 1530.521300.00	Technical Services	LexisNexis		536.00				536.00

VENDOR SET: 01 City of Dunwoody, GA  
 BANK: 03 Suntrust Disbursement Acc  
 DATE RANGE: 4/01/2012 THRU 4/30/2012

VENDOR I.D.	NAME	STATUS	CHECK DATE	AMOUNT	DISCOUNT	CHECK NO	CHECK STATUS	CHECK AMOUNT
000245	FedEx							
I-7-828-04059	FedEx	R	4/20/2012			014955		
100 3200.523200.00	Communications	FedEx		43.62				
I-7-842-73000	FedEx	R	4/20/2012			014955		
100 3200.523200.00	Communications	FedEx		9.41				53.03
000271	Georgia Bureau of Investigatio							
I-060-235760	Georgia Bureau of Investigatio	R	4/20/2012			014956		
100 3200.521300.00	Technical Svcs	Georgia Bureau of In		142.25				
I-090-236252	Georgia Bureau of Investigatio	R	4/20/2012			014956		
100 3200.521300.00	Technical Svcs	Georgia Bureau of In		153.25				295.50
000284	Aflac							
I-096687	Aflac	R	4/20/2012			014957		
100 0000.121300.18	AFLAC Deductions Payable	Aflac		1,362.54				1,362.54
000289	T & T Uniforms							
I-43528	T & T Uniforms	R	4/20/2012			014958		
100 3200.531100.03	Supplies-Uniforms	T & T Uniforms		44.00				
I-43529	T & T Uniforms	R	4/20/2012			014958		
100 3200.531100.03	Supplies-Uniforms	T & T Uniforms		43.00				87.00
000330	First Baptist Church of Atlant							
I-32812	First Baptist Church of Atlant	R	4/20/2012			014959		
100 3200.522300.00	Rentals	First Baptist Church		50.00				50.00
001009	Kimley-Horn and Associates, In							
I-4734692	Kimley-Horn and Associates, In	R	4/20/2012			014960		
350 4200.521200.00	Professional Services	Kimley-Horn and Asso		10,845.00				10,845.00
001032	Clyde Armory							
I-11207	Clyde Armory	R	4/20/2012			014961		
100 3200.531600.00	Small Equipment	US NIGHT VISION		20,172.00				20,172.00
001037	Mauldin & Jenkins, LLC							
I-521124	Mauldin & Jenkins, LLC	R	4/20/2012			014962		
100 1512.521200.00	Professional Services	Mauldin & Jenkins,		4,000.00				4,000.00
001045	Specialty Engraving, Inc							
I-212797	Specialty Engraving, Inc	R	4/20/2012			014963		
100 3200.531100.00	Supplies	Specialty Engraving,		17.50				17.50
001065	State Road and Tollway Authori							
I-C12121800	State Road and Tollway Authori	R	4/20/2012			014964		
100 3200.531100.00	Supplies	State Road and Tollw		178.05				178.05

VENDOR SET: 01 City of Dunwoody, GA  
 BANK: 03 Suntrust Disbursement Acc  
 DATE RANGE: 4/01/2012 THRU 4/30/2012

VENDOR I.D.	NAME	STATUS	CHECK DATE	AMOUNT	DISCOUNT	CHECK NO	CHECK STATUS	CHECK AMOUNT
001070	Rolta International							
I-101079	Rolta International	R	4/20/2012			014965		
100 4100.521300.00	Technical Services	Rolta International		40,500.00				40,500.00
001077	Alphacorp DBA Sire Technologie							
I-32554	Alphacorp DBA Sire Technologie	R	4/20/2012			014966		
100 1535.523700.00	Education & Training	Alphacorp DBA Sire T		50.00				50.00
001097	US Department of Homeland Secu							
I-SAVE-302107	US Department of Homeland Secu	R	4/20/2012			014967		
100 1516.521300.00	Technical Services	US Department of Hom		25.00				25.00
001109	LECC							
I-David Barnes	LECC	R	4/20/2012			014968		
100 3200.523700.00	Education & Training	LECC		100.00				100.00
001187	APG PCE, LLC							
I-May 2012	APG PCE, LLC	R	4/20/2012			014969		
100 0000.123310.00	Abated Rent	APG PCE, LLC		39,965.81				39,965.81
001245	Communit-Y Health network							
I-A12-40007	Communit-Y Health network	R	4/20/2012			014970		
100 1540.512900.00	Other Employment Benefits	Communit-Y Health ne		1,188.00				1,188.00
001345	JEL Consulting Group, LLC							
I-129	JEL Consulting Group, LLC	R	4/20/2012			014971		
100 7000.521200.00	Prof Svcs	JEL Consulting Group		2,500.00				2,500.00
001368	Cotangent Technical Services,							
I-ITB 11-33 02.29.20	Cotangent Technical Services,	R	4/20/2012			014972		
350 4200.541400.00	Infrastructure	Cotangent Technical		35,550.87				
I-ITB11-33 02.28.201	Cotangent Technical Services,	R	4/20/2012			014972		
350 4200.541400.00	Infrastructure	Cotangent Technical		3,055.00				38,605.87
001376	Diversified Environmental Mana							
I-12-033	Diversified Environmental Mana	R	4/20/2012			014973		
100 6200.522200.06	R&M-Parks	Diversified Environm		1,294.00				1,294.00
001419	Mulcahy Accounting & Risk Cons							
I-2012-4	Mulcahy Accounting & Risk Cons	R	4/20/2012			014974		
100 1511.521200.00	Professional Services	Mulcahy Accounting &		1,291.66				1,291.66
001421	Chattahoochee River 911 Author							
I-May 2012	Chattahoochee River 911 Author	R	4/20/2012			014975		
215 3800.571000.00	Intergovernmental-E911	Chattahoochee River		89,583.33				89,583.33

VENDOR SET: 01 City of Dunwoody, GA  
 BANK: 03 Suntrust Disbursement Acc  
 DATE RANGE: 4/01/2012 THRU 4/30/2012

VENDOR I.D.	NAME	STATUS	CHECK DATE	AMOUNT	DISCOUNT	CHECK NO	CHECK STATUS	CHECK AMOUNT
001426	A&A Plumbing							
I-140	A&A Plumbing	R	4/20/2012			014976		
100 6200.522200.06	R&M-Parks	A&A Plumbing		3,200.00				
I-141	A&A Plumbing	R	4/20/2012			014976		
100 6200.522200.06	R&M-Parks	A&A Plumbing		160.00				3,360.00
001444	Kenneth Wickham							
I-04.11.2012	Kenneth Wickham	R	4/20/2012			014977		
100 2650.521200.00	Prof Svcs	Kenneth Wickham		350.00				350.00
001477	Gresham, Smith and Partners							
I-0655301	Gresham, Smith and Partners	R	4/20/2012			014978		
350 4200.541400.00	Infrastructure	Gresham, Smith and P		6,789.12				6,789.12
001492	James Duncan and Associates, I							
I-386-11-04	James Duncan and Associates, I	R	4/20/2012			014979		
100 7000.521200.00	Prof Svcs	James Duncan and Ass		26,204.05				26,204.05
001493	Entek							
I-72818	Entek	R	4/20/2012			014980		
100 1565.522200.00	Repairs & Maintenance	Entek		619.00				
I-72820	Entek	R	4/20/2012			014980		
100 1565.522200.00	Repairs & Maintenance	Entek		1,208.40				1,827.40
001504	American Engineers, Inc							
I-201204131625	Mt Vernon Bike/Sidewalk	R	4/20/2012			014981		
350 4200.541400.00	Infrastructure	Mt Vernon Bike/Sidew		20,982.50				
I-201204161663	Mt Vernon Bike/Sidewalk	R	4/20/2012			014981		
350 4200.541400.00	Infrastructure	Mt Vernon Bike/Sidew		13,200.00				34,182.50
001511	Kerestes-Martin Associates Inc							
I-1109.03-06	Kerestes-Martin Associates Inc	R	4/20/2012			014982		
350 4200.521200.00	Professional Services	Kerestes-Martin Asso		1,494.00				1,494.00
001517	Southern Premier Contractors,							
I-DUN-102	Southern Premier Contractors,	R	4/20/2012			014983		
350 4200.541400.00	Infrastructure	Southern Premier Con		1,760.00				1,760.00
001539	Dunwoody Baptist Church							
I-41112	Dunwoody Baptist Church	R	4/20/2012			014984		
100 7000.522300.00	Rentals	Dunwoody Baptist Chu		125.00				125.00
001570	Georgia Department of Labor							
I-365291	Georgia Department of Labor	R	4/20/2012			014985		
100 6200.522200.06	R&M-Parks	Georgia Department o		160.00				160.00

VENDOR SET: 01 City of Dunwoody, GA  
 BANK: 03 Suntrust Disbursement Acc  
 DATE RANGE: 4/01/2012 THRU 4/30/2012

VENDOR I.D.	NAME	STATUS	CHECK DATE	AMOUNT	DISCOUNT	CHECK NO	CHECK STATUS	CHECK AMOUNT
001577	Southcreek Roofing & Restorati							
I-03.18.2012	Southcreek Roofing & Restorati	R	4/20/2012			014986		
100 6200.522200.06	R&M-Parks		Southcreek Roofing &	8,619.91				8,619.91
001578	Georgia Tech Research Corporat							
I-V28-04/06/2012	Georgia Tech Research Corporat	R	4/20/2012			014987		
100 7000.522200.00	Repairs & Maintenance		Georgia Tech Researc	750.00				750.00
001579	Police and Sheriffs Press							
I-34528	The Police and Sheriffs Press	R	4/20/2012			014988		
100 3200.531100.00	Supplies		The Police and Sheri	47.45				
I-34672	The Police and Sheriffs Press	R	4/20/2012			014988		
100 3200.531100.00	Supplies		The Police and Sheri	682.90				730.35
001580	Cindy Flynn (Dunwoody Art Fest							
I-Deposit -Dunwoody	Cindy Flynn (Dunwoody Art Fest	R	4/20/2012			014989		
100 7000.523600.00	Dues & Fees		Cindy Flynn (Dunwood	200.00				200.00
001581	Network Inc.							
I-794120	The Network Inc.	R	4/20/2012			014990		
100 1555.521200.00	Professional Services		The Network Inc.	7,714.00				7,714.00
1	CCD Dunwoody Holdings							
I-CCD Dunwoody Holdi	CCD Dunwoody Holdings:	R	4/20/2012			014991		
100 0000.316100.00	Business & Occupation Tax		CCD Dunwoody Holding	179.64				179.64
1	Coca-Cola Refreshments USA							
I-Coca-Cola Refreshm	Coca-Cola Refreshments USA:	R	4/20/2012			014992		
100 0000.316100.00	Business & Occupation Tax		Coca-Cola Refreshmen	2,896.35				2,896.35
1	Marx Okubo Associates Inc							
I-Marx Okubo Associa	Marx Okubo Associates Inc:	R	4/20/2012			014993		
100 0000.316100.00	Business & Occupation Tax		Marx Okubo Associate	335.00				335.00
1	Net Web Computer Consulting							
I-Net Web Computer C	Net Web Computer Consulting:	R	4/20/2012			014994		
100 0000.316100.00	Business & Occupation Tax		Net Web Computer Con	93.37				93.37
1	PCE LP							
I-PCE, L.P.	PCE LP:	R	4/20/2012			014995		
100 0000.127102.00	Bonding Escrows Payable		PCE LP:	71,000.00				71,000.00
1	Perfect Health Wellness Ctr							
I-Perfect Health Wel	Perfect Health Wellness Ctr:	R	4/20/2012			014996		
100 0000.316100.00	Business & Occupation Tax		Perfect Health Welln	50.00				50.00

VENDOR SET: 01 City of Dunwoody, GA  
 BANK: 03 Suntrust Disbursement Acc  
 DATE RANGE: 4/01/2012 THRU 4/30/2012

VENDOR I.D.	NAME	STATUS	CHECK DATE	AMOUNT	DISCOUNT	CHECK NO	CHECK STATUS	CHECK AMOUNT
1	Rosen Reps LLC							
I-Rosen Reps LLC	Rosen Reps LLC:	R	4/20/2012			014997		
100 0000.316100.00	Business & Occupation Tax	Rosen Reps LLC:		248.94				248.94
000074	Standard Insurance							
I-00.147285.001	Standard Insurance	R	4/27/2012			014998		
100 1320.512100.00	Group Insurance	Standard Insurance		176.76				
100 1330.512100.00	Group Insurance	Standard Insurance		98.19				
100 1511.512100.00	Group Insurance	Standard Insurance		147.64				
100 1530.512100.00	Group Insurance	Standard Insurance		167.49				
100 2650.512100.00	Group Insurance	Standard Insurance		70.14				
100 3200.512100.00	Group Insurance	Standard Insurance		3,533.74				4,193.96
001000	Lion Insurance Company							
I-416.2012	Lion Insurance Company	R	4/27/2012			014999		
100 3200.512700.00	Workers' Compensation	Lion Insurance Compa		5,379.50				5,379.50
001026	Guardian - Appleton							
I-May 2012	Guardian - Appleton	R	4/27/2012			015000		
100 1110.512100.00	Group Insurance	Guardian - Appleton		111.36				
100 1320.512100.00	Group Insurance	Guardian - Appleton		111.36				
100 1330.512100.00	Group Insurance	Guardian - Appleton		60.88				
100 1511.512100.00	Group Insurance	Guardian - Appleton		111.36				
100 1530.512100.00	Group Insurance	Guardian - Appleton		111.36				
100 2650.512100.00	Group Insurance	Guardian - Appleton		169.48				
100 3200.512100.00	Group Insurance	Guardian - Appleton		2,914.36				3,590.16
001109	LECC							
I-D Barnes	LECC	R	4/27/2012			015001		
100 3200.523700.00	Education & Training	LECC		50.00				50.00
001187	APG PCE, LLC							
I-114085	APG PCE, LLC	R	4/27/2012			015002		
100 1565.531230.00	Electricity	APG PCE, LLC		551.13				
100 0000.123310.00	Abated Rent	APG PCE, LLC		908.79				1,459.92
001245	Communit-Y Health network							
I-A-12-40008	Communit-Y Health network	R	4/27/2012			015003		
100 1540.512900.00	Other Employment Benefits	Communit-Y Health ne		1,188.00				1,188.00
001255	Rochelle Coleman							
I-Carryover	Rochelle Coleman	R	4/27/2012			015004		
100 3200.511100.00	Regular Salaries	Rochelle Coleman		539.05				539.05

VENDOR SET: 01 City of Dunwoody, GA  
 BANK: 03 Suntrust Disbursement Acc  
 DATE RANGE: 4/01/2012 THRU 4/30/2012

VENDOR I.D.	NAME	STATUS	CHECK DATE	AMOUNT	DISCOUNT	CHECK NO	CHECK STATUS	CHECK AMOUNT
001165	Richard Heintz							
I-Sick-Pay	Richard Heintz	R	4/27/2012			015005		
100 3200.511100.00	Regular Salaries	Richard Heintz		256.58				256.58

* * T O T A L S * *	NO	INVOICE AMOUNT	DISCOUNTS	CHECK AMOUNT
REGULAR CHECKS:	131	0.00	5.25CR	959,776.08
HAND CHECKS:	0	0.00	0.00	0.00
DRAFTS:	10	0.00	0.00	286,207.27
EFT:	0	0.00	0.00	0.00
NON CHECKS:	0	0.00	0.00	0.00
VOID CHECKS:	0	VOID DEBITS 0.00		
		VOID CREDITS 0.00	0.00	0.00

TOTAL ERRORS: 0

\*\* G/L ACCOUNT TOTALS \*\*

G/L ACCOUNT	NAME	AMOUNT
100 0000.115300.01	State of the City	12,448.55
100 0000.121110.00	PCard A/P Control	37,867.50
100 0000.121300.12	EE-Vision Payable	367.20
100 0000.121300.15	POAB Deduction Payable	600.00
100 0000.121300.16	Flex Spending Ded Payable	3,825.44
100 0000.121300.18	AFLAC Deductions Payable	1,362.54
100 0000.123310.00	Abated Rent	40,874.60
100 0000.127102.00	Bonding Escrows Payable	71,000.00
100 0000.316100.00	Business & Occupation Tax	3,803.30
100 0000.322210.00	Planning & Zoning Fees	250.00
100 1110.512100.00	Group Insurance	1,516.94
100 1110.523200.00	Communications	98.63
100 1110.523600.00	Dues & Fees	300.00
100 1320.512100.00	Group Insurance	1,693.70
100 1320.523200.00	Communications	123.98
100 1320.523600.00	Dues & Fees	425.00
100 1330.512100.00	Group Insurance	895.68
100 1330.523200.00	Communications	60.62
100 1511.512100.00	Group Insurance	1,423.65
100 1511.521100.01	Official/Admin Svcs-CGA	104,166.42
100 1511.521200.00	Professional Services	1,291.66
100 1511.523200.00	Communications	119.12
100 1512.521200.00	Professional Services	4,000.00
100 1516.521300.00	Technical Services	25.00
100 1530.512100.00	Group Insurance	1,443.50



VENDOR SET: 01 City of Dunwoody, GA  
 BANK: 03 Suntrust Disbursement Acc  
 DATE RANGE: 4/01/2012 THRU 4/30/2012

## \*\* G/L ACCOUNT TOTALS \*\*

G/L ACCOUNT	NAME	AMOUNT
100 1530.521200.00	Prof Svcs	4,750.00
100 1530.521200.01	Prof Svcs-Legal	13,049.00
100 1530.521200.02	Prof Svcs-Litigation	75.00
100 1530.521300.00	Technical Services	536.00
100 1535.521100.01	Official/Admin Svcs-CGA	26,344.48
100 1535.522200.00	Repairs & Maintenance	2,273.90
100 1535.523200.00	Communications	2,228.92
100 1535.523700.00	Education & Training	50.00
100 1540.512900.00	Other Employment Benefits	2,376.00
100 1555.521200.00	Professional Services	7,714.00
100 1565.522200.00	Repairs & Maintenance	1,827.40
100 1565.522300.00	Rentals	703.00
100 1565.531230.00	Electricity	2,007.85
100 1570.521100.01	Official/Admin Svcs	15,181.25
100 1570.523300.00	Advertising	3,780.01
100 1570.531100.00	Supplies	317.76
100 2650.512100.00	Group Insurance	1,858.68
100 2650.521200.00	Prof Svcs	2,450.00
100 2650.521200.03	Prof Svcs-Court Solicitor	2,240.00
100 2650.521300.00	Technical Svcs	990.00
100 2650.522300.00	Rentals	242.00
100 2650.523200.00	Communications	72.37
100 3200.511100.00	Regular Salaries	795.63
100 3200.512100.00	Group Insurance	42,905.07
100 3200.512700.00	Workers' Compensation	5,379.50
100 3200.521300.00	Technical Svcs	5,779.50
100 3200.522200.00	Repairs & Maintenance	1,422.68
100 3200.522300.00	Rentals	698.00
100 3200.523200.00	Communications	4,376.71
100 3200.523400.00	Printing & Binding	37.50
100 3200.523600.00	Dues & Fees	355.00
100 3200.523700.00	Education & Training	850.00
100 3200.531100.00	Supplies	1,568.87
100 3200.531100.01	Supplies-Explorer Program	50.00
100 3200.531100.03	Supplies-Uniforms	576.30
100 3200.531270.00	Gasoline	19,545.20
100 3200.531600.00	Small Equipment	20,288.45
100 4100.521200.05	Prof Svcs-Lowe	23,833.33
100 4100.521300.00	Technical Services	40,500.00
100 4100.531230.00	Electricity	36,424.14
100 4200.522200.02	R&M - Street Maintenance	4,793.88
100 4200.522200.03	R&M - Traffic Signals	34,334.57
100 4200.522200.05	R&M - Right of Way Maint	583.33
100 4200.531100.00	Supplies	4,249.62
100 6200.521200.05	Prof Svcs-Lowe	12,000.00
100 6200.522200.06	R&M-Parks	37,367.23

VENDOR SET: 01 City of Dunwoody, GA  
 BANK: 03 Suntrust Disbursement Acc  
 DATE RANGE: 4/01/2012 THRU 4/30/2012

\*\* G/L ACCOUNT TOTALS \*\*

G/L ACCOUNT	NAME	AMOUNT
100 6200.531230.00	Utilities	4,891.13
100 7000.521200.00	Prof Svcs	28,704.05
100 7000.521200.07	Prof Svcs-Clark Patterson Lee	125,166.66
100 7000.521300.00	Technical Svcs	3,500.00
100 7000.522200.00	Repairs & Maintenance	750.00
100 7000.522300.00	Rentals	442.50
100 7000.523500.00	Travel	7.00
100 7000.523600.00	Dues & Fees	718.00
100 7000.531300.00	Food	82.94
	*** FUND TOTAL ***	844,027.44
215 3800.523200.00	Communications	8,280.00
215 3800.571000.00	Intergovernmental-E911	89,583.33
	*** FUND TOTAL ***	97,863.33
250 6001.542000.11	EECBG-Machinery & Equipment	16,695.00
	*** FUND TOTAL ***	16,695.00
350 1535.542000.00	Machinery & Equipment	7,006.87
350 3200.542000.00	Machinery & Equipment	18,625.00
350 4200.521200.00	Professional Services	12,339.00
350 4200.531100.00	Supplies	11,285.00
350 4200.541400.00	Infrastructure	177,836.45
350 6200.521200.00	Professional Services	9,200.00
	*** FUND TOTAL ***	236,292.32
560 4320.521200.08	Prof Svcs	500.00
560 4320.521200.09	Prof Svcs-Stormwater	10,000.00
560 4320.522200.00	Repairs & Maintenance	40,605.26
	*** FUND TOTAL ***	51,105.26

VENDOR SET: 01	BANK: 03	TOTALS:	141	1,245,988.60CR	5.25CR	1,245,983.35
BANK: 03	TOTALS:	141	1,245,988.60CR	5.25CR	1,245,983.35	

VENDOR SET: 01 City of Dunwoody, GA  
 BANK: 05 Suntrust Municipal Court  
 DATE RANGE: 4/01/2012 THRU 4/30/2012

VENDOR I.D.	NAME	STATUS	CHECK DATE	AMOUNT	DISCOUNT	CHECK NO	CHECK STATUS	CHECK AMOUNT
000115	DeKalb County Jail							
I-March 2012	DeKalb County Jail	R	4/05/2012			201644		
745 0000.121800.00	Due to State Agencies	DeKalb County Jail		551.21				551.21
000116	DeKalb County Finance Dept.							
I-March 2012	DeKalb County Finance Dept.	R	4/05/2012			201645		
745 0000.121800.00	Due to State Agencies	DeKalb County Financ		4,473.42				4,473.42
000118	Peace Officers'							
I-March .2012	Peace Officers'	R	4/05/2012			201646		
745 0000.121800.00	Due to State Agencies	Peace Officers'		4,676.10				4,676.10
000146	GSCCCA							
I-March 2012	GSCCCA	R	4/05/2012			201647		
745 0000.121800.00	Due to State Agencies	GSCCCA		22,116.01				22,116.01
001062	DeKalb Co Drug Abuse Treatment							
I-March 2012	DeKalb Co Drug Abuse Treatment	R	4/05/2012			201648		
745 0000.121800.00	Due to State Agencies	DeKalb Co Drug Abuse		114.49				114.49
1	HOLMES, CLENTENE M							
I-000201203051564	HOLMES, CLENTENE M:	R	4/05/2012			201649		
745 0000.121500.01	Jail Bonds Payable	Bond Refund:D0000856		810.00				810.00
1	FLORES GOMEZ, ROBERTO							
I-000201203301602	FLORES GOMEZ, ROBERTO:	R	4/05/2012			201650		
745 0000.121500.01	Jail Bonds Payable	Bond Refund:D0000751		1,500.00				
745 0000.121500.01	Jail Bonds Payable	Bond Refund:D0000751		2,180.00				3,680.00
1	LESTER, SHARRA A							
I-000201203301603	LESTER, SHARRA A:	R	4/05/2012			201651		
745 0000.121500.01	Jail Bonds Payable	Bond Refund:D0000803		75.00				75.00
1	LESTER, JACQUELINE D							
I-000201203301604	LESTER, JACQUELINE D:	R	4/05/2012			201652		
745 0000.121500.01	Jail Bonds Payable	Bond Refund:D0001116		480.00				480.00
1	UMANA, ILSA							
I-000201203301605	UMANA, ILSA:	R	4/05/2012			201653		
745 0000.121500.01	Jail Bonds Payable	Bond Refund:D0001431		2,530.00				2,530.00
1	OWENS, EMMA							
I-000201203301606	OWENS, EMMA:	R	4/05/2012			201654		
745 0000.121500.01	Jail Bonds Payable	Bond Refund:D0001478		350.00				350.00

VENDOR SET: 01 City of Dunwoody, GA  
 BANK: 05 Suntrust Municipal Court  
 DATE RANGE: 4/01/2012 THRU 4/30/2012

VENDOR I.D.	NAME	STATUS	CHECK DATE	AMOUNT	DISCOUNT	CHECK NO	CHECK STATUS	CHECK AMOUNT
1	BEALL, LAURIE ANNE							
I-000201203301607	BEALL, LAURIE ANNE:	R	4/05/2012			201655		
745 0000.121500.01	Jail Bonds Payable	Bond Refund:D0001556		350.00				350.00
1	NGAKIEN,, DOMINIQUE							
I-000201203301608	NGAKIEN,, DOMINIQUE:	R	4/05/2012			201656		
745 0000.121500.01	Jail Bonds Payable	Bond Refund:D0001560		50.00				50.00
1	GONZALEZ-HERNANDEZ, ELIEZER							
I-000201203301609	GONZALEZ-HERNANDEZ, ELIEZER:	R	4/05/2012			201657		
745 0000.121500.01	Jail Bonds Payable	Bond Refund:D0001688		350.00				350.00
1	GROSS, BRIAN							
I-000201203301610	GROSS, BRIAN:	R	4/05/2012			201658		
745 0000.121500.01	Jail Bonds Payable	Bond Refund:D0001685		350.00				350.00
1	LEE, JAE WHA							
I-000201203301611	LEE, JAE WHA:	R	4/05/2012			201659		
745 0000.121500.01	Jail Bonds Payable	Bond Refund:D0001684		22.50				22.50
1	POWERS, STEPHANIE LEE							
I-000201203301612	POWERS, STEPHANIE LEE:	R	4/05/2012			201660		
745 0000.121500.01	Jail Bonds Payable	Bond Refund:D0001692		730.00				
745 0000.121500.01	Jail Bonds Payable	Bond Refund:D0001692		730.00				1,460.00
1	MILLER, ARACELIS C							
I-000201203301613	MILLER, ARACELIS C:	R	4/05/2012			201661		
745 0000.121500.01	Jail Bonds Payable	Bond Refund:D0001691		50.00				50.00
1	STLOUIS, A JOSEPHINE							
I-000201203301614	STLOUIS, A JOSEPHINE:	R	4/05/2012			201662		
745 0000.121500.01	Jail Bonds Payable	Bond Refund:D0001693		350.00				
745 0000.121500.01	Jail Bonds Payable	Bond Refund:D0001693		350.00				700.00
1	NELSON, JOHNNELL AHMOND							
I-000201203301615	NELSON, JOHNNELL AHMOND:	R	4/05/2012			201663		
745 0000.121500.01	Jail Bonds Payable	Bond Refund:D0001711		50.00				50.00
1	ESTRELLA-PEREDA, ERIKA J							
I-000201203301616	ESTRELLA-PEREDA, ERIKA J:	R	4/05/2012			201664		
745 0000.121500.01	Jail Bonds Payable	Bond Refund:D0001711		100.00				100.00
1	HARNESS, SEANTE LATANA							
I-000201203301617	HARNESS, SEANTE LATANA:	R	4/05/2012			201665		
745 0000.121500.01	Jail Bonds Payable	Bond Refund:D0001712		140.00				
745 0000.121500.01	Jail Bonds Payable	Bond Refund:D0001712		80.00				220.00

VENDOR SET: 01 City of Dunwoody, GA  
 BANK: 05 Suntrust Municipal Court  
 DATE RANGE: 4/01/2012 THRU 4/30/2012

VENDOR I.D.	NAME	STATUS	CHECK DATE	AMOUNT	DISCOUNT	CHECK NO	CHECK STATUS	CHECK AMOUNT
1	DEAN, TONYA L							
I-000201203301618	DEAN, TONYA L:	R	4/05/2012			201666		
745 0000.121500.01	Jail Bonds Payable	Bond Refund:D0001213		500.00				500.00
1	FULLER, ELAINE							
I-000201203301619	FULLER, ELAINE:	R	4/05/2012			201667		
745 0000.121500.01	Jail Bonds Payable	Bond Refund:D0001686		350.00				350.00
000278	DeKalb State Court							
I-Hollis Cescily:	DeKalb State Court	R	4/20/2012			201668		
745 0000.121500.00	Claims & Judgments Payable	DeKalb State Court		350.00				350.00
1	BARROLLE, JIMIRA B							
I-000201204131626	BARROLLE, JIMIRA B:	R	4/20/2012			201669		
745 0000.121500.01	Jail Bonds Payable	Bond Refund:D0000435		300.00				300.00
1	WALKER, ANDRE L							
I-000201204131627	WALKER, ANDRE L:	R	4/20/2012			201670		
745 0000.121500.01	Jail Bonds Payable	Cash Refund:D0001162		100.00				100.00
1	HARRINGTON, MICHAEL							
I-000201204131628	HARRINGTON, MICHAEL:	R	4/20/2012			201671		
745 0000.121500.01	Jail Bonds Payable	Bond Refund:D0001465		1,275.00				1,275.00
1	VEGA-SALDANA, RUBEN							
I-000201204131629	VEGA-SALDANA, RUBEN:	R	4/20/2012			201672		
745 0000.121500.01	Jail Bonds Payable	Bond Refund:D0001497		175.00				
745 0000.121500.01	Jail Bonds Payable	Bond Refund:D0001497		730.00				905.00
1	SEWELL, RUSSELL NEAL							
I-000201204131630	SEWELL, RUSSELL NEAL:	R	4/20/2012			201673		
745 0000.121500.01	Jail Bonds Payable	Bond Refund:D0001539		750.00				
745 0000.121500.01	Jail Bonds Payable	Bond Refund:D0001539		240.00				
745 0000.121500.01	Jail Bonds Payable	Bond Refund:D0001539		200.00				1,190.00
1	MORAN, MELBY LEONEL							
I-000201204131631	MORAN, MELBY LEONEL:	R	4/20/2012			201674		
745 0000.121500.01	Jail Bonds Payable	Bond Refund:D0001545		225.00				
745 0000.121500.01	Jail Bonds Payable	Bond Refund:D0001545		750.00				975.00
1	PAULINO, ALFREDO J							
I-000201204131632	PAULINO, ALFREDO J:	R	4/20/2012			201675		
745 0000.121500.01	Jail Bonds Payable	Bond Refund:D0001545		140.00				140.00

VENDOR SET: 01 City of Dunwoody, GA  
 BANK: 05 Suntrust Municipal Court  
 DATE RANGE: 4/01/2012 THRU 4/30/2012

VENDOR I.D.	NAME	STATUS	CHECK DATE	AMOUNT	DISCOUNT	CHECK NO	CHECK STATUS	CHECK AMOUNT
1	FARRIBA, ALAN W							
I-000201204131633	FARRIBA, ALAN W:	R	4/20/2012			201676		
745 0000.121500.01	Jail Bonds Payable	Bond Refund:D0001549		100.00				100.00
1	HERNDON, ANGELIA							
I-000201204131634	HERNDON, ANGELIA:	R	4/20/2012			201677		
745 0000.121500.01	Jail Bonds Payable	Bond Refund:D0001553		350.00				350.00
1	FALK, JOHN E							
I-000201204131635	FALK, JOHN E:	R	4/20/2012			201678		
745 0000.121500.01	Jail Bonds Payable	Bond Refund:D0001568		262.50				262.50
1	MONDRAGON, DULCE MARIA							
I-000201204131636	MONDRAGON, DULCE MARIA:	R	4/20/2012			201679		
745 0000.121500.01	Jail Bonds Payable	Bond Refund:D0001586		175.00				
745 0000.121500.01	Jail Bonds Payable	Bond Refund:D0001586		750.00				925.00
1	COTHRAN, SHANICE BREANA							
I-000201204131637	COTHRAN, SHANICE BREANA:	R	4/20/2012			201680		
745 0000.121500.01	Jail Bonds Payable	Bond Refund:D0001592		350.00				350.00
1	WILKENS, TENIELLE M							
I-000201204131638	WILKENS, TENIELLE M:	R	4/20/2012			201681		
745 0000.121500.01	Jail Bonds Payable	Bond Refund:D0001593		200.00				200.00
1	BOETTCHER, CHRISTINE A							
I-000201204131639	BOETTCHER, CHRISTINE A:	R	4/20/2012			201682		
745 0000.121500.01	Jail Bonds Payable	Bond Refund:D0001594		100.00				100.00
1	SINNOTT, MASHID							
I-000201204131640	SINNOTT, MASHID:	R	4/20/2012			201683		
745 0000.121500.01	Jail Bonds Payable	Bond Refund:D0001595		50.00				50.00
1	SHAW, NANCY P							
I-000201204131641	SHAW, NANCY P:	R	4/20/2012			201684		
745 0000.121500.01	Jail Bonds Payable	Bond Refund:D0001617		140.00				140.00
1	PARK, ELIZABETH G							
I-000201204131642	PARK, ELIZABETH G:	R	4/20/2012			201685		
745 0000.121500.01	Jail Bonds Payable	Bond Refund:D0001619		100.00				100.00
1	CUOMO, RICHARD							
I-000201204131643	CUOMO, RICHARD:	R	4/20/2012			201686		
745 0000.121500.01	Jail Bonds Payable	Bond Refund:D0001625		100.00				100.00

VENDOR SET: 01 City of Dunwoody, GA  
 BANK: 05 Suntrust Municipal Court  
 DATE RANGE: 4/01/2012 THRU 4/30/2012

VENDOR I.D.	NAME	STATUS	CHECK DATE	AMOUNT	DISCOUNT	CHECK NO	CHECK STATUS	CHECK AMOUNT
1	BEDDINGFIELD, KATHRYN E							
I-000201204131644	BEDDINGFIELD, KATHRYN E:	R	4/20/2012			201687		
745 0000.121500.01	Jail Bonds Payable	Bond Refund:D0001630		230.00				230.00
1	TAYLOR, KINCHASA E							
I-000201204131645	TAYLOR, KINCHASA E:	R	4/20/2012			201688		
745 0000.121500.01	Jail Bonds Payable	Bond Refund:D0001631		132.50				
745 0000.121500.01	Jail Bonds Payable	Bond Refund:D0001631		150.00				282.50
1	QASEM, HAJAR AN							
I-000201204131646	QASEM, HAJAR AN:	R	4/20/2012			201689		
745 0000.121500.01	Jail Bonds Payable	Bond Refund:D0001647		350.00				350.00
1	LEE, TIMOTHY C							
I-000201204131647	LEE, TIMOTHY C:	R	4/20/2012			201690		
745 0000.121500.01	Jail Bonds Payable	Bond Refund:D0001645		720.00				
745 0000.121500.01	Jail Bonds Payable	Bond Refund:D0001645		100.00				820.00
1	KWOK, SIU THING							
I-000201204131648	KWOK, SIU THING:	R	4/20/2012			201691		
745 0000.121500.01	Jail Bonds Payable	Bond Refund:D0001657		50.00				50.00
1	SOTO, JOSE							
I-000201204131649	SOTO, JOSE:	R	4/20/2012			201692		
745 0000.121500.01	Jail Bonds Payable	Bond Refund:D0001683		175.00				
745 0000.121500.01	Jail Bonds Payable	Bond Refund:D0001683		17.50				
745 0000.121500.01	Jail Bonds Payable	Bond Refund:D0001683		730.00				922.50
1	CHIARAVALLOTI, SARANYA P							
I-000201204131650	CHIARAVALLOTI, SARANYA P:	R	4/20/2012			201693		
745 0000.121500.01	Jail Bonds Payable	Bond Refund:D0001681		2.50				
745 0000.121500.01	Jail Bonds Payable	Bond Refund:D0001681		730.00				732.50
1	MARSH, BOBBY D							
I-000201204131651	MARSH, BOBBY D:	R	4/20/2012			201694		
745 0000.121500.01	Jail Bonds Payable	Cash Refund:D0001689		200.00				200.00
1	SANDERS, KATHY							
I-000201204131652	SANDERS, KATHY:	R	4/20/2012			201695		
745 0000.121500.01	Jail Bonds Payable	Bond Refund:D0001701		55.00				55.00
1	FACON, ROLAND CHRISTOPHER							
I-000201204131653	FACON, ROLAND CHRISTOPHER:	R	4/20/2012			201696		
745 0000.121500.01	Jail Bonds Payable	Bond Refund:D0001714		75.00				75.00

VENDOR SET: 01 City of Dunwoody, GA  
 BANK: 05 Suntrust Municipal Court  
 DATE RANGE: 4/01/2012 THRU 4/30/2012

VENDOR I.D.	NAME	STATUS	CHECK DATE	AMOUNT	DISCOUNT	CHECK NO	CHECK STATUS	CHECK AMOUNT
1	PEYTON, ARTHUR JR							
I-000201204131654	PEYTON, ARTHUR JR:	R	4/20/2012			201697		
745 0000.121500.01	Jail Bonds Payable	Bond Refund:D0001533		680.00				680.00
1	FRAZIER, QUIANA SHONTE							
I-000201204131655	FRAZIER, QUIANA SHONTE:	R	4/20/2012			201698		
745 0000.121500.01	Jail Bonds Payable	Bond Refund:D0001724		680.00				680.00
1	HOLLIS, CESCILY G							
I-000201204131656	HOLLIS, CESCILY G:	R	4/20/2012			201699		
745 0000.121500.01	Jail Bonds Payable	Bond Refund:D0001729		100.00				100.00
1	ALVARADO GOMEZ, ANA B							
I-000201204131657	ALVARADO GOMEZ, ANA B:	R	4/20/2012			201700		
745 0000.121500.01	Jail Bonds Payable	Bond Refund:D0001729		100.00				100.00
1	HARRIS, DAVID							
I-000201204131658	HARRIS, DAVID:	R	4/20/2012			201701		
745 0000.121500.01	Jail Bonds Payable	Bond Refund:D0001586		125.00				125.00
1	FILIEEN, JEAN							
I-000201204131659	FILIEEN, JEAN:	R	4/20/2012			201702		
745 0000.121500.01	Jail Bonds Payable	Bond Refund:D0001495		187.50				187.50
1	HODGINS, KENNETH							
I-000201204131660	HODGINS, KENNETH:	R	4/20/2012			201703		
745 0000.121500.01	Jail Bonds Payable	Bond Refund:D0001602		400.00				400.00
1	BROSNAN, THOMAS							
I-000201204131661	BROSNAN, THOMAS:	R	4/20/2012			201704		
745 0000.121500.01	Jail Bonds Payable	Bond Refund:D0001616		100.00				100.00
1	MELGAREJO, JAVIER							
I-000201204131662	MELGAREJO, JAVIER:	R	4/20/2012			201705		
745 0000.121500.01	Jail Bonds Payable	Bond Refund:D0001745		140.00				
745 0000.121500.01	Jail Bonds Payable	Bond Refund:D0001745		730.00				870.00

* * T O T A L S * *	NO	INVOICE AMOUNT	DISCOUNTS	CHECK AMOUNT
REGULAR CHECKS:	62	0.00	0.00	59,281.23
HAND CHECKS:	0	0.00	0.00	0.00
DRAFTS:	0	0.00	0.00	0.00
EFT:	0	0.00	0.00	0.00
NON CHECKS:	0	0.00	0.00	0.00
VOID CHECKS:	0	VOID DEBITS 0.00		
		VOID CREDITS 0.00	0.00	0.00

TOTAL ERRORS: 0



VENDOR SET: 01 City of Dunwoody, GA  
BANK: 05 Suntrust Municipal Court  
DATE RANGE: 4/01/2012 THRU 4/30/2012

\*\* G/L ACCOUNT TOTALS \*\*

G/L ACCOUNT	NAME	AMOUNT
745 0000.121500.00	Claims & Judgments Payable	350.00
745 0000.121500.01	Jail Bonds Payable	27,000.00
745 0000.121800.00	Due to State Agencies	31,931.23
	*** FUND TOTAL ***	59,281.23

VENDOR SET: 01	BANK: 05	TOTALS:	62	59,281.23CR	0.00	59,281.23
BANK: 05	TOTALS:		62	59,281.23CR	0.00	59,281.23
REPORT TOTALS:			206	1,307,361.49CR	5.25CR	1,307,356.24

SELECTION CRITERIA

-----  
VENDOR SET: 01-City of Dunwoody  
VENDOR: ALL  
BANK CODES: All  
FUNDS: All  
-----

CHECK SELECTION

CHECK RANGE: 000000 THRU 999999  
DATE RANGE: 4/01/2012 THRU 4/30/2012  
CHECK AMOUNT RANGE: 0.00 THRU 999,999,999.99  
INCLUDE ALL VOIDS: YES  
-----

PRINT OPTIONS

SEQUENCE: CHECK NUMBER

PRINT TRANSACTIONS: YES  
PRINT G/L: YES  
UNPOSTED ONLY: NO  
EXCLUDE UNPOSTED: YES  
MANUAL ONLY: NO  
STUB COMMENTS: NO  
REPORT FOOTER: NO  
CHECK STATUS: NO  
PRINT STATUS: \* - All  
-----