

---

**MEMORANDUM**

**To:** Mayor and City Council

**From:** Chris Pike, Finance Director

**Date:** 8/13/2012

**Subject:** **Financial Report for the Year Through June 30, 2012**

---

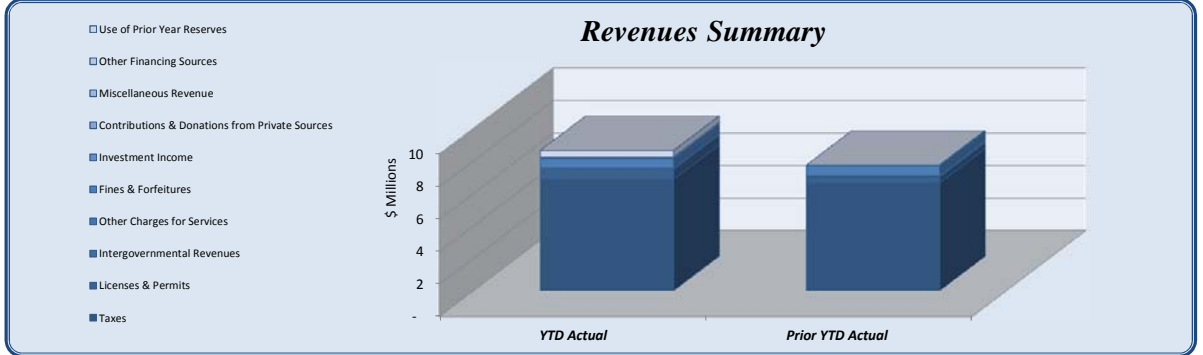
Following are the financial highlights for fiscal year 2012 through June 30, 2012. The year continues to progress in a positive manner for both revenues and expenditures. So far, revenues exceed \$900,000 above budget while expenses are \$1.56 million below budget. Revenues are strong mainly because of the large franchise fees received and will help balance any weaknesses in property tax valuations. Court fines trend over last year because of the weather freeze in 2011 and the amnesty program in 2012. Permitting is way above budget do to major renovations at the mall and Marriott. E911 fees are \$71,000 above our budgeted revenues. Most importantly, I see no overall weakness in our 2012 revenue or expenditure projections. HOST calculations should be known this month (August), but all indications are that line item will have a positive variance as well. With HB1221 removing the exemption on food sales in 2011 (our 2012 HOST is based on 2011 collections); our revenues should exceed the budget. If the County has a large capital allocation (allowed as high as 20%), we will significantly exceed our HOST budget.

No surprises on expenses either. With the summer months upon us, the positive variance in expenses will decrease, but should still remain positive. A couple items in red related to the severance of the City Attorney (Legal) and liability insurance in the Police Department (over budgeted elsewhere). Keep in mind a budget amendment will be needed upon the completion of the Renaissance project.

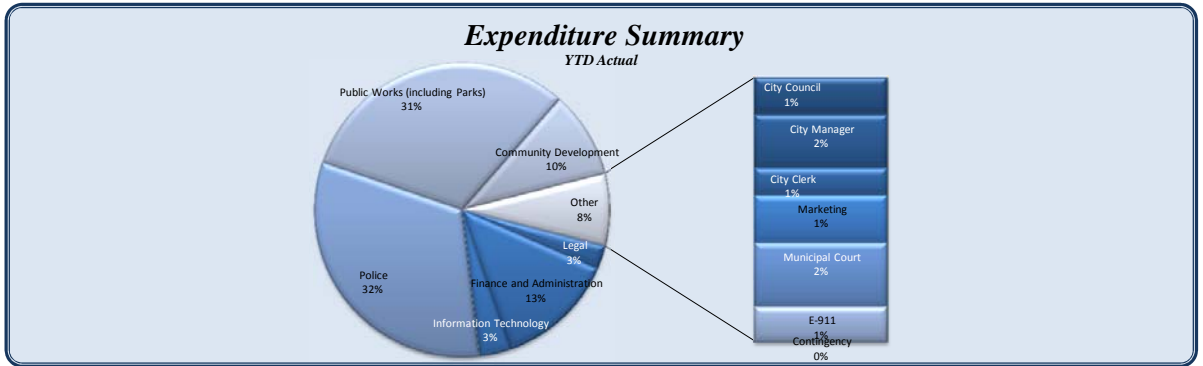
*As Finance Director, I have reviewed this report. I am not aware of any material untrue statements or material omission; nor do I consider anything misleading. The financial statements and related information fairly present the financial condition and the results in all material respects. Management is responsible for internal controls and periodically evaluates these internal controls. No deficiencies in internal controls were discovered.*

City of Dunwoody  
YTD Statement of Revenues and  
Expenses Through June 30, 2012

Revenues	Total Annual	YTD Budget	YTD Actual	YTD Variance		Prior YTD Actual	Flux (Diff from Prior Year)
	Budget			(% of YTD)			
				(\$ '000)	Budget)		
Taxes	18,211,000	6,423,000	6,852,416	429	107%	6,621,473	230,942
Licenses & Permits	872,000	256,002	615,778	360	241%	366,396	249,382
Intergovernmental Revenues	525,000	-	3,500	4		60,451	(56,951)
Other Charges for Services	402,000	27,498	43,410	16	158%	37,768	5,641
Fines & Forfeitures	1,110,000	555,000	621,672	67	112%	582,596	39,075
Investment Income	5,000	2,502	6,385	4	255%	7,988	(1,603)
Contributions & Donations from Private Sources							
Sources	2,500	1,248	7,945	7	637%	10,160	(2,215)
Miscellaneous Revenue	94,000	46,998	81,553	35	174%	56,259	25,295
Other Financing Sources	-	-	-	-	-	-	-
Use of Prior Year Reserves	800,574	400,287	400,287	-	100%	-	400,287
<b>Total Revenues</b>	<b>22,022,074</b>	<b>7,712,535</b>	<b>8,632,946</b>	<b>920</b>	<b>112%</b>	<b>7,743,093</b>	<b>889,853</b>



Expenditures	Total Annual	YTD Budget	YTD Actual	Variance		Prior YTD Actual	Flux (Diff from Prior Year)
	Budget			(% of YTD)			
				(\$ '000)	Budget)		
City Council	198,277	123,620	105,148	18	85%	104,828	(319)
City Manager	327,083	165,727	151,044	15	91%	110,456	(40,589)
City Clerk	165,526	91,780	76,754	15	84%	61,282	(15,472)
Legal	457,552	229,114	245,797	(17)	107%	244,934	(863)
Finance and Administration	2,672,805	1,458,988	1,242,983	216	85%	1,448,694	205,711
Information Technology	561,731	348,505	326,488	22	94%	466,106	139,618
Marketing	298,907	147,942	134,804	13	91%	115,250	(19,553)
Municipal Court	403,794	213,957	180,761	33	84%	135,502	(45,259)
Police	5,782,984	3,214,820	3,046,525	168	95%	3,342,462	295,937
E-911	369,500	184,752	99,774	85	54%	284,665	184,891
Public Works (including Parks)	6,788,783	3,412,963	2,958,316	455	87%	1,765,691	(1,192,625)
Community Development	2,295,250	1,149,326	907,728	242	79%	1,000,848	93,121
Contingency	575,000	287,502	-	288	0%	-	-
<b>Total Expenditures</b>	<b>20,897,192</b>	<b>11,028,996</b>	<b>9,476,123</b>	<b>1,553</b>	<b>86%</b>	<b>9,080,718</b>	<b>(395,404)</b>



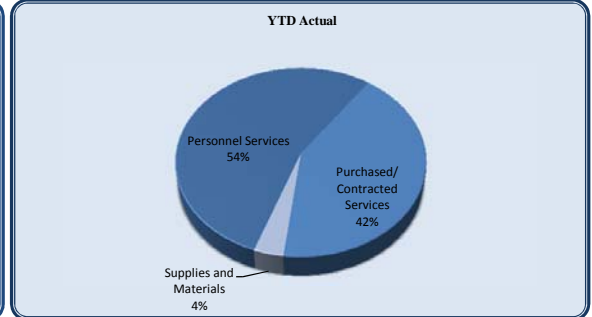
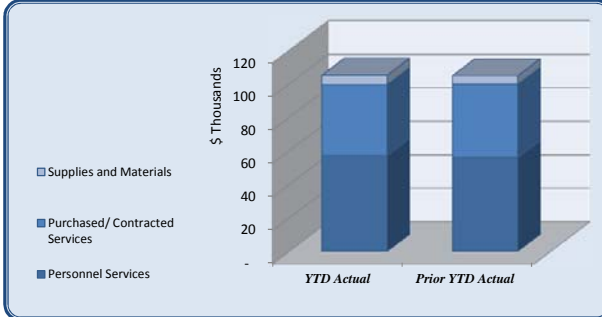
<b>Total Revenues over/(under) Expenditures</b>	<b>1,124,882</b>	<b>(3,316,461)</b>	<b>(843,177)</b>	<b>2,473,284</b>	<b>(1,337,626)</b>	<b>494,448</b>
---	------------------	--------------------	------------------	------------------	--------------------	----------------

City of Dunwoody  
YTD Statement of Revenues and  
Expenses Through June 30, 2012

Revenues	Total Annual	YTD Budget	YTD Actual	Variance	Prior YTD Actual	Flux
	Budget					
				(\$ '000)		
Real Property Tax	5,050,000	-	7,603	8	(13,222)	20,825
Personal Property Tax	360,000	-	376	0	-	376
Motor Vehicle	250,000	124,998	163,449	38	131%	141,533
Intangibles (Reg & Recording)	60,000	30,000	25,781	(4)	86%	45,117
Franchise Fees	3,400,000	2,950,000	3,272,103	322	111%	3,144,917
Homestead Option Sales Tax	2,600,000	-	-	-	-	-
Hotel/Motel Tax	1,123,000	561,498	559,771	(2)	100%	538,296
Alcoholic Beverage Excise Tax	560,000	280,002	288,698	9	103%	278,714
MVR Excise Tax	95,000	47,502	48,679	1	102%	48,489
Business & Occupation Tax	2,500,000	2,325,000	2,365,655	41	102%	2,317,696
Insurance Premium Tax	2,100,000	-	-	-	-	-
Financial Institutions Tax	95,000	95,000	112,980	18	119%	101,622
Penalties & int on delinq tax	3,000	1,500	-	(2)	0%	2,245
Pen & Int on delinq taxes-Business	15,000	7,500	7,321	(0)	98%	16,067
<b>Taxes</b>	<b>18,211,000</b>	<b>6,423,000</b>	<b>6,852,416</b>	<b>429</b>	<b>107%</b>	<b>6,621,473</b>
Alcoholic Beverage Licenses	360,000	-	57,791	58	-	38,494
Planning & Zoning Fees	12,000	6,000	15,557	10	259%	11,042
Bldg Structures & Equipment	500,000	250,002	507,528	258	203%	342,583
Soil Erosion	-	-	11,902	12	-	11,902
Tree Bank	-	-	23,000	23	-	23,000
<b>Licenses &amp; Permits</b>	<b>872,000</b>	<b>256,002</b>	<b>615,778</b>	<b>360</b>	<b>241%</b>	<b>366,396</b>
Federal Grants	-	-	-	-	-	12,451
State Grants	525,000	-	-	-	-	48,000
Local Government Grants	-	-	3,500	4	-	3,500
<b>Intergovernmental Revenues</b>	<b>525,000</b>	<b>-</b>	<b>3,500</b>	<b>4</b>	<b>-</b>	<b>60,451</b>
Election Qualifying Fees	-	-	-	-	-	-
Special Police Services	10,000	4,998	7,180	2	144%	6,320
Fingerprinting Fee	5,000	2,502	3,963	1	158%	3,397
Public Safety-Other	36,000	18,000	20,564	3	114%	18,262
Special Assessments	20,000	-	13	0	-	(245)
Streetlight Fees	327,000	-	270	0	-	270
Recreation Program Fees	-	-	6,169	6	-	7,385
Pavilion Rentals	4,000	1,998	5,250	3	263%	2,650
NSF Fees	-	-	-	-	-	-
<b>Other Charges for Services</b>	<b>402,000</b>	<b>27,498</b>	<b>43,410</b>	<b>16</b>	<b>158%</b>	<b>37,768</b>
Municipal Court Fines & Forfeitures	1,100,000	550,002	621,672	72	113%	582,296
Cash Confiscation	10,000	4,998	-	(5)	0%	300
<b>Fines &amp; Forfeitures</b>	<b>1,110,000</b>	<b>555,000</b>	<b>621,672</b>	<b>67</b>	<b>112%</b>	<b>582,596</b>
Interest Revenue	5,000	2,502	6,385	4	255%	7,988
<b>Investment Income</b>	<b>5,000</b>	<b>2,502</b>	<b>6,385</b>	<b>4</b>	<b>255%</b>	<b>7,988</b>
Contr & Don From Priv Sources	-	-	3,780	4	-	7,500
Explorer Donations	2,500	1,248	4,165	3	334%	2,660
<b>Contributions &amp; Donations from Private Sour</b>	<b>2,500</b>	<b>1,248</b>	<b>7,945</b>	<b>7</b>	<b>637%</b>	<b>10,160</b>
Rents & Royalties	79,000	39,498	30,793	(9)	78%	26,468
Reimb for damaged property	-	-	49,592	50	-	20,846
Other Charges For Services	15,000	7,500	1,168	(6)	16%	8,944
<b>Miscellaneous Revenue</b>	<b>94,000</b>	<b>46,998</b>	<b>81,553</b>	<b>35</b>	<b>174%</b>	<b>56,259</b>
Operating Transfer In-MV	-	-	-	-	-	-
Oper Xfer In-Court	-	-	-	-	-	-
Oper Xfer In-Hotel/Motel	-	-	-	-	-	-
<b>Other Financing Sources</b>	<b>-</b>	<b>-</b>	<b>-</b>	<b>-</b>	<b>-</b>	<b>-</b>
<b>Use of Prior Year Reserves</b>	<b>800,574</b>	<b>400,287</b>	<b>400,287</b>	<b>-</b>	<b>100%</b>	<b>-</b>
<b>Total Revenues</b>	<b>22,022,074</b>	<b>7,712,535</b>	<b>8,632,946</b>	<b>920</b>	<b>112%</b>	<b>7,743,093</b>

City of Dunwoody  
YTD Statement of Revenues and  
Expenses Through June 30, 2012

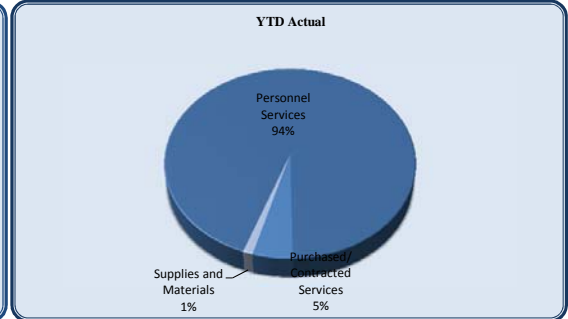
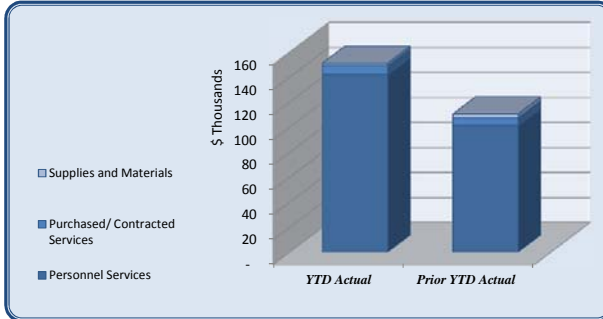
City Council	Total Annual	YTD Budget	YTD Actual	Variance	Prior YTD Actual	Flux
	Budget					
				(\$ '000)		
Personnel Services	116,277	58,453	57,311	1	98%	(1,299)
Purchased/ Contracted Services	66,500	56,755	42,358	14	75%	1,422
Supplies and Materials	15,500	8,412	5,478	3	65%	(443)
<b>Total City Council</b>	<b>198,277</b>	<b>123,620</b>	<b>105,148</b>	<b>18</b>	<b>85%</b>	<b>(319)</b>



City Council	Total Annual	YTD Budget	YTD Actual	Variance	Prior YTD Actual	Flux
	Budget					
				(\$ '000)		
Regular Salaries	88,000	44,000	44,000	0	100%	-
Group Insurance	21,545	11,085	10,185	1	92%	(1,443)
Social Security	5,456	2,730	2,534	0	93%	117
Medicare	1,276	638	593	0	93%	27
Unemployment Insurance	-	-	-	-	-	-
<b>Personnel Services</b>	<b>116,277</b>	<b>58,453</b>	<b>57,311</b>	<b>1</b>	<b>98%</b>	<b>(1,299)</b>
Professional Services	2,500	1,682	1,117	1	66%	(67)
Technical Services	500	252	103	0	41%	(96)
Property/Liability Insurance	45,000	45,000	34,601	10	77%	3,149
Communications	500	252	679	(0)	269%	(19)
Printing & Binding	2,000	1,400	1,216	0	87%	(1,015)
Travel	8,500	4,417	1,428	3	32%	(764)
Dues & Fees	500	252	1,175	(1)	466%	(1,145)
Education & Training	7,000	3,500	2,040	1	58%	1,379
<b>Purchased/ Contracted Services</b>	<b>66,500</b>	<b>56,755</b>	<b>42,358</b>	<b>14</b>	<b>75%</b>	<b>1,422</b>
Supplies	2,000	1,120	1,553	(0)	139%	(33)
Food	4,000	2,540	1,871	1	74%	711
Books & Periodicals	500	252	198	0	79%	(198)
Small Equipment	9,000	4,500	1,856	3	41%	(923)
<b>Supplies and Materials</b>	<b>15,500</b>	<b>8,412</b>	<b>5,478</b>	<b>3</b>	<b>65%</b>	<b>(443)</b>
<b>Total City Council</b>	<b>198,277</b>	<b>123,620</b>	<b>105,148</b>	<b>18</b>	<b>85%</b>	<b>(319)</b>

City of Dunwoody  
YTD Statement of Revenues and  
Expenses Through June 30, 2012

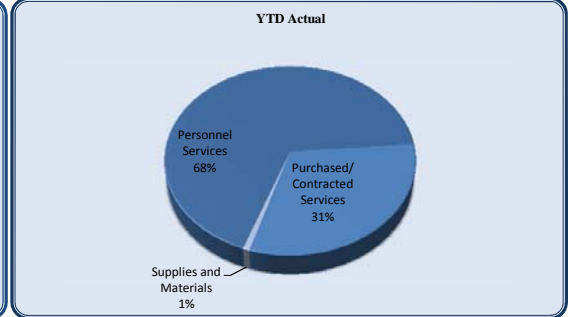
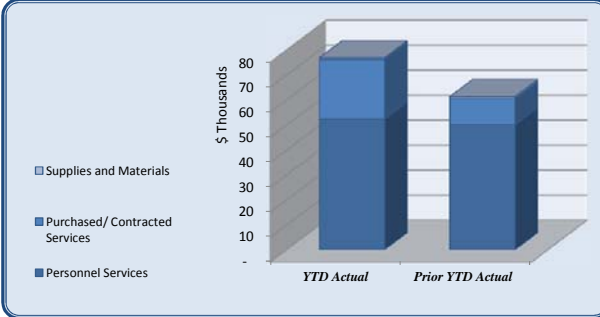
City Manager	Total Annual	YTD Budget	YTD Actual	Variance	Prior YTD Actual	Flux
	Budget					
				(\$ '000)		
Personnel Services	304,538	152,278	142,186	10	93%	(40,785)
Purchased/ Contracted Services	17,245	10,626	7,111	4	67%	(858)
Supplies and Materials	5,300	2,823	1,748	1	62%	1,055
<b>Total City Manager</b>	<b>327,083</b>	<b>165,727</b>	<b>151,044</b>	<b>15</b>	<b>91%</b>	<b>(40,589)</b>



City Manager	Total Annual	YTD Budget	YTD Actual	Variance	Prior YTD Actual	Flux
	Budget					
				(\$ '000)		
Regular Salaries	230,871	115,436	113,564	2	98%	(32,750)
Employee Benefits	-	-	-	-	-	-
Group Insurance	33,091	16,548	11,436	5	69%	(2,303)
Medicare	3,342	1,674	1,574	0	94%	(490)
Retirement	36,604	18,302	15,612	3	85%	(5,243)
Unemployment Insurance	-	-	-	-	-	-
Workers' Compensation	630	318	-	0	0%	-
<b>Personnel Services</b>	<b>304,538</b>	<b>152,278</b>	<b>142,186</b>	<b>10</b>	<b>93%</b>	<b>(40,785)</b>
Professional Services	1,000	500	-	1	0%	216
Technical Services	-	-	-	-	-	-
Repairs & Maintenance	-	-	-	-	-	-
Communications	2,870	1,436	742	1	52%	343
Printing & Binding	800	402	-	0	0%	506
Travel	4,500	2,250	1,377	1	61%	(878)
Dues & Fees	5,075	4,238	3,853	0	91%	(1,221)
Education & Training	3,000	1,800	1,140	1	63%	175
Contract Labor	-	-	-	-	-	-
<b>Purchased/ Contracted Services</b>	<b>17,245</b>	<b>10,626</b>	<b>7,111</b>	<b>4</b>	<b>67%</b>	<b>(858)</b>
Supplies	3,000	1,500	783	1	52%	1,156
Gasoline	-	-	-	-	-	37
Food	1,000	500	644	(0)	129%	(100)
Books & Periodicals	300	150	-	0	0%	44
Small Equipment	1,000	673	321	0	48%	(82)
<b>Supplies and Materials</b>	<b>5,300</b>	<b>2,823</b>	<b>1,748</b>	<b>1</b>	<b>62%</b>	<b>1,055</b>
<b>Total City Manager</b>	<b>327,083</b>	<b>165,727</b>	<b>151,044</b>	<b>15</b>	<b>91%</b>	<b>(40,589)</b>

City of Dunwoody  
YTD Statement of Revenues and  
Expenses Through June 30, 2012

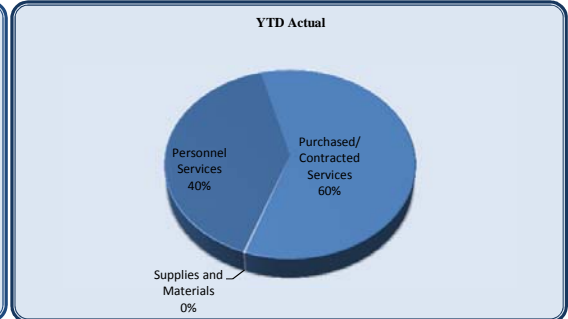
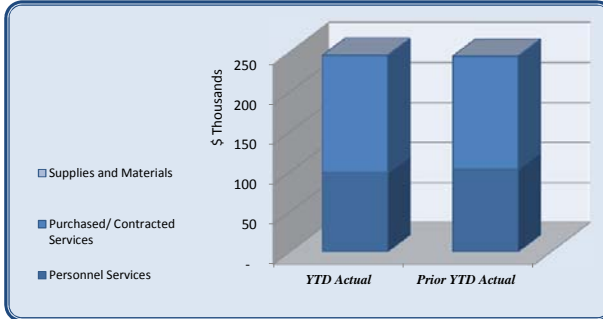
City Clerk	Total Annual	YTD Budget	YTD Actual	Variance	Prior YTD Actual	Flux
	Budget					
				(\$ '000)		
Personnel Services	107,576	53,792	52,313	1	97%	(2,177)
Purchased/ Contracted Services	53,950	35,986	23,853	12	66%	(13,500)
Supplies and Materials	4,000	2,002	589	1	29%	204
<b>Total City Clerk</b>	<b>165,526</b>	<b>91,780</b>	<b>76,754</b>	<b>15</b>	<b>84%</b>	<b>(15,472)</b>



City Clerk	Total Annual	YTD Budget	YTD Actual	Variance	Prior YTD Actual	Flux
	Budget					
				(\$ '000)		
Salaries	81,135	40,568	40,601	(0)	100%	(990)
Employee Benefits	-	-	-	-	-	-
Group Insurance	11,847	5,924	4,832	1	82%	(300)
Medicare	1,174	588	563	0	96%	(27)
Retirement	13,105	6,554	6,318	0	96%	(860)
Unemployment Insurance	-	-	-	-	-	-
Workers' Compensation	315	158	-	0	0%	-
<b>Personnel Services</b>	<b>107,576</b>	<b>53,792</b>	<b>52,313</b>	<b>1</b>	<b>97%</b>	<b>(2,177)</b>
Professional Services	25,000	12,500	2,591	10	21%	3,956
Technical Services	250	126	-	0	0%	114
Repairs and Maintenance	18,000	18,000	17,001	1	94%	(17,001)
Communications	1,700	852	376	0	44%	315
Advertising	1,000	500	-	1	0%	422
Printing & Binding	500	252	-	0	0%	-
Travel	3,500	1,752	2,276	(1)	130%	(790)
Dues & Fees	250	126	591	(0)	469%	(539)
Education & Training	3,750	1,878	1,018	1	54%	23
<b>Purchased/ Contracted Services</b>	<b>53,950</b>	<b>35,986</b>	<b>23,853</b>	<b>12</b>	<b>66%</b>	<b>(13,500)</b>
Supplies	1,700	852	547	0	64%	132
Food	400	200	41	0	21%	72
Books & Periodicals	400	200	-	0	0%	-
Small Equipment	1,500	750	-	1	0%	-
<b>Supplies and Materials</b>	<b>4,000</b>	<b>2,002</b>	<b>589</b>	<b>1</b>	<b>29%</b>	<b>204</b>
<b>Total City Clerk</b>	<b>165,526</b>	<b>91,780</b>	<b>76,754</b>	<b>15</b>	<b>84%</b>	<b>(15,472)</b>

City of Dunwoody  
YTD Statement of Revenues and  
Expenses Through June 30, 2012

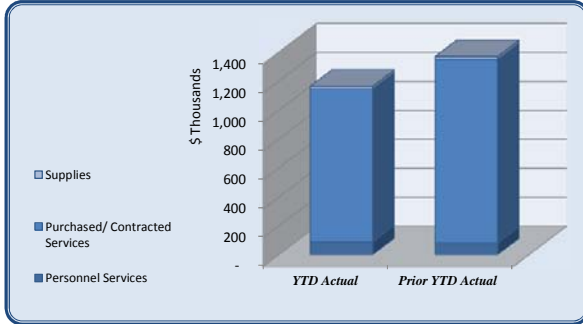
Legal	Total Annual	YTD Budget	YTD Actual	Variance	Prior YTD Actual	Flux	
	Budget			(% of YTD Budget)			(Diff from Prior Year)
				(\$ '000)			
Personnel Services	150,302	75,148	99,018	(24)	132%	103,538	4,520
Purchased/ Contracted Services	306,150	153,084	146,101	7	95%	140,716	(5,384)
Supplies and Materials	1,100	882	679	0	77%	680	1
<b>Total Legal</b>	<b>457,552</b>	<b>229,114</b>	<b>245,797</b>	<b>(17)</b>	<b>107%</b>	<b>244,934</b>	<b>(863)</b>



Legal	Total Annual	YTD Budget	YTD Actual	Variance	Prior YTD Actual	Flux	
	Budget			(% of YTD Budget)			(Diff from Prior Year)
				(\$ '000)			
Salaries	116,246	58,122	84,097	(26)	145%	83,702	(395)
Group Insurance	13,327	6,662	3,500	3	53%	8,332	4,832
Medicare	1,683	840	1,230	(6)	146%	1,110	(120)
Retirement	18,802	9,402	10,191	(1)	108%	10,394	203
Workers' Compensation	244	122	-	0	0%	-	-
<b>Personnel Services</b>	<b>150,302</b>	<b>75,148</b>	<b>99,018</b>	<b>(24)</b>	<b>132%</b>	<b>103,538</b>	<b>4,520</b>
Professional Services	295,000	147,504	142,872	5	97%	137,738	(5,134)
Technical Services	8,000	4,002	3,216	1	80%	2,550	(666)
Communications	100	50	13	0	26%	109	96
Printing & Binding	300	150	-	0	0%	-	-
Travel	1,250	626	-	1	0%	6	6
Dues & Fees	500	252	-	0	0%	313	313
Education & Training	1,000	500	-	1	0%	-	-
<b>Purchased/ Contracted Services</b>	<b>306,150</b>	<b>153,084</b>	<b>146,101</b>	<b>7</b>	<b>95%</b>	<b>140,716</b>	<b>(5,384)</b>
Supplies	600	382	179	0	47%	180	1
Food	500	500	500	-	100%	500	-
<b>Supplies and Materials</b>	<b>1,100</b>	<b>882</b>	<b>679</b>	<b>0</b>	<b>77%</b>	<b>680</b>	<b>1</b>
<b>Total Legal</b>	<b>457,552</b>	<b>229,114</b>	<b>245,797</b>	<b>(17)</b>	<b>107%</b>	<b>244,934</b>	<b>(863)</b>

City of Dunwoody  
YTD Statement of Revenues and  
Expenses Through June 30, 2012

<i>Finance and Administration</i>		Total Annual Budget	YTD Budget	YTD Actual	Variance (\$ '000)	(% of YTD Budget)	Prior YTD Actual	Flux (Diff from Prior Year)
Personnel Services		212,244	105,399	89,139	16	85%	81,602	(7,537)
Purchased/ Contracted Services		2,309,981	1,238,281	1,055,415	183	85%	1,267,240	211,825
Supplies		70,580	35,308	18,430	17	52%	19,853	1,423
Transfers Out		80,000	80,000	80,000	-	100%	80,000	-
<b>Total Finance and Administration</b>		<b>2,672,805</b>	<b>1,458,988</b>	<b>1,242,983</b>	<b>216</b>	<b>85%</b>	<b>1,448,694</b>	<b>205,711</b>

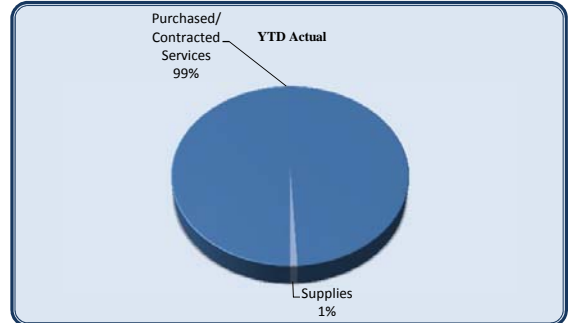
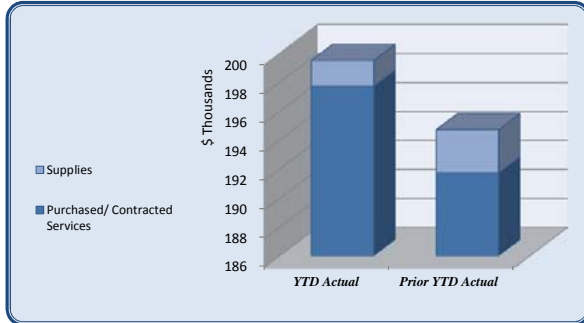


<i>Finance and Administration</i>		Total Annual Budget	YTD Budget	YTD Actual	Variance (\$ '000)	(% of YTD Budget)	Prior YTD Actual	Flux (Diff from Prior Year)
Regular Salaries		124,250	61,179	61,178	0	100%	58,645	(2,533)
Group Insurance		16,779	8,390	7,406	1	88%	6,927	(479)
Medicare		1,800	918	799	0	87%	764	(35)
Retirement		20,100	10,254	9,139	1	89%	7,583	(1,555)
Unemployment Insurance		-	-	-	-	-	-	-
Workers' Compensation		315	158	-	0	0%	-	-
Other Employee Benefits		49,000	24,500	10,617	14	43%	7,683	(2,934)
<b>Personnel Services</b>		<b>212,244</b>	<b>105,399</b>	<b>89,139</b>	<b>16</b>	<b>85%</b>	<b>81,602</b>	<b>(7,537)</b>
Official/Admin Services-CGA		1,320,060	660,030	624,999	35	95%	805,980	180,982
Professional Services		168,140	109,172	51,340	58	47%	96,587	45,247
Technical Services		36,960	26,315	27,489	(1)	104%	27,280	(209)
Repairs & Maintenance		81,113	55,558	50,487	5	91%	24,850	(25,637)
Rentals		539,319	269,660	210,924	59	78%	219,324	8,400
Insurance		56,944	56,944	48,975	8	86%	51,753	2,777
Communications		8,400	4,206	3,226	1	77%	2,188	(1,039)
Advertising		9,500	4,754	519	4	11%	930	411
Printing & Binding		10,400	5,206	5,126	0	98%	2,857	(2,269)
Travel		5,500	2,754	2,961	(0)	108%	3,552	591
Dues & Fees		15,545	14,632	13,719	1	94%	18,877	5,158
Education & Training		36,500	18,250	6,925	11	38%	6,359	(566)
Other Charges		21,600	10,800	8,724	2	81%	6,703	(2,021)
<b>Purchased/ Contracted Services</b>		<b>2,309,981</b>	<b>1,238,281</b>	<b>1,055,415</b>	<b>183</b>	<b>85%</b>	<b>1,267,240</b>	<b>211,825</b>
Supplies		19,500	9,758	6,656	3	68%	8,676	2,020
Electricity		23,000	11,502	8,491	3	74%	9,279	787
Diesel		-	-	-	-	-	-	-
Food		14,280	7,140	2,499	5	35%	1,723	(776)
Books & Periodicals		2,000	1,008	77	1	8%	35	(42)
Small Equipment		11,800	5,900	707	5	12%	140	-
<b>Supplies</b>		<b>70,580</b>	<b>35,308</b>	<b>18,430</b>	<b>17</b>	<b>52%</b>	<b>19,853</b>	<b>1,423</b>
Capital Outlays		-	-	-	-	-	-	-
Debt Service		-	-	-	-	-	-	-
Transfers to Debt Service Fund		80,000	80,000	80,000	-	100%	80,000	-
Transfers to Capital		-	-	-	-	-	-	-
<b>Transfers Out</b>		<b>80,000</b>	<b>80,000</b>	<b>80,000</b>	<b>-</b>	<b>100%</b>	<b>80,000</b>	<b>-</b>
<b>Total Finance and Administration</b>		<b>2,672,805</b>	<b>1,458,988</b>	<b>1,242,983</b>	<b>216</b>	<b>85%</b>	<b>1,448,694</b>	<b>205,711</b>



City of Dunwoody  
YTD Statement of Revenues and  
Expenses Through June 30, 2012

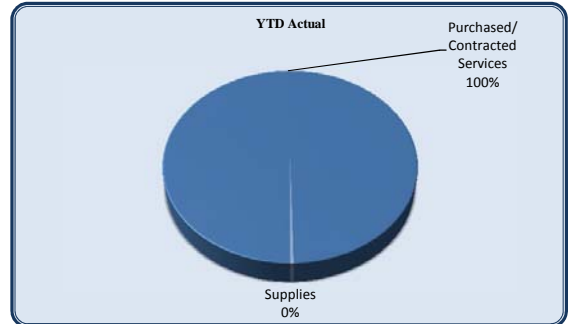
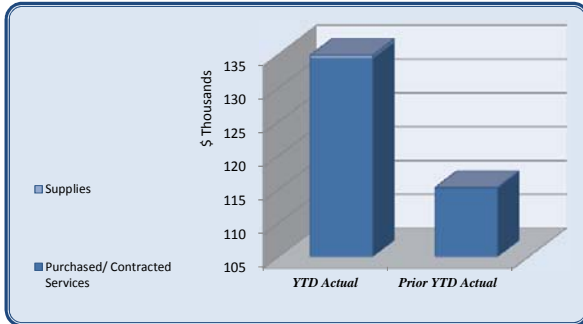
<i>Information Technology</i>		Total Annual Budget	YTD Budget	YTD Actual	Variance (\$ '000)	(% of YTD Budget)	Prior YTD Actual	Flux (Diff from Prior Year)
Purchased/ Contracted Services		400,164	208,253	197,711	11	95%	191,725	(5,986)
Supplies		17,567	13,252	1,777	11	13%	2,981	1,204
<b>Total Information Technology</b>		<b>561,731</b>	<b>348,505</b>	<b>326,488</b>	<b>22</b>	<b>94%</b>	<b>466,106</b>	<b>139,618</b>



<i>Information Technology</i>		Total Annual Budget	YTD Budget	YTD Actual	Variance (\$ '000)	(% of YTD Budget)	Prior YTD Actual	Flux (Diff from Prior Year)
Official/Admin Svcs-CGA		316,134	158,070	158,067	0	100%	160,392	2,325
Technical Services		9,200	8,422	2,588	6	31%	(364)	(2,952)
Repairs & Maintenance		45,445	24,864	21,614	3	87%	18,415	(3,199)
Rentals		-	-	-	-	-	-	-
Communications		26,385	15,395	15,392	0	100%	13,169	(2,223)
Advertising		-	-	-	-	-	-	-
Printing & Binding		500	252	-	0	0%	113	113
Travel		-	-	-	-	-	-	-
Dues & Fees		-	-	-	-	-	-	-
Education & Training		2,500	1,250	50	1	4%	-	(50)
Other Charges		-	-	-	-	-	-	-
<b>Purchased/ Contracted Services</b>		<b>400,164</b>	<b>208,253</b>	<b>197,711</b>	<b>11</b>	<b>95%</b>	<b>191,725</b>	<b>(5,986)</b>
Supplies		500	252	357	(0)	142%	2,161	1,804
Food		-	-	-	-	-	261	261
Books & Periodicals		-	-	100	(0)	-	-	(100)
Small Equipment		17,067	13,000	1,319	12	10%	558	-
<b>Supplies</b>		<b>17,567</b>	<b>13,252</b>	<b>1,777</b>	<b>11</b>	<b>13%</b>	<b>2,981</b>	<b>1,204</b>
Machinery & Equipment		-	-	-	-	-	-	-
<b>Capital Outlays</b>		<b>-</b>	<b>-</b>	<b>-</b>	<b>-</b>	<b>-</b>	<b>-</b>	<b>-</b>
Transfers to Debt Service Fund		109,000	109,000	109,000	-	100%	125,400	16,400
Transfers to Capital		35,000	18,000	18,000	-	100%	146,000	128,000
<b>Transfers Out</b>		<b>144,000</b>	<b>127,000</b>	<b>127,000</b>	<b>-</b>	<b>100%</b>	<b>271,400</b>	<b>144,400</b>
<b>Total Information Technology</b>		<b>561,731</b>	<b>348,505</b>	<b>326,488</b>	<b>22</b>	<b>94%</b>	<b>466,106</b>	<b>139,618</b>

City of Dunwoody  
YTD Statement of Revenues and  
Expenses Through June 30, 2012

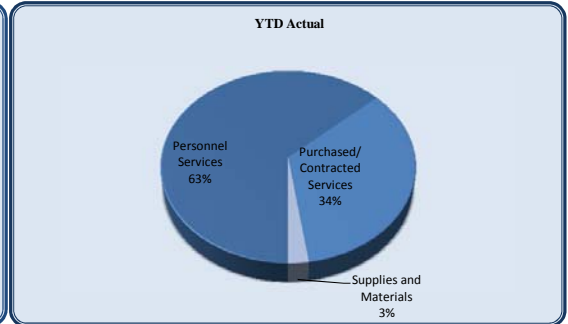
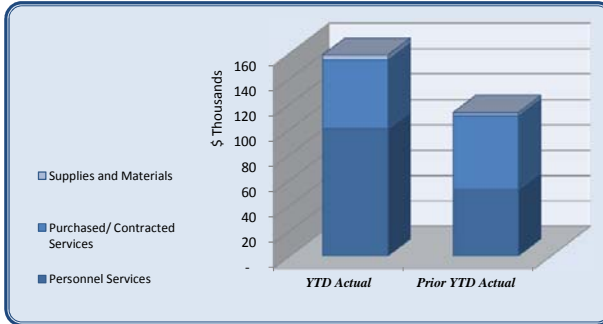
Marketing	Total Annual	YTD Budget	YTD Actual	Variance (\$ '000)	(% of YTD Budget)	Prior YTD Actual	Flux (Diff from Prior Year)
	Budget						
Purchased/ Contracted Services	288,907	142,938	134,281	9	94%	115,135	(19,147)
Supplies	10,000	5,004	522	4	10%	116	(407)
<b>Total Marketing</b>	<b>298,907</b>	<b>147,942</b>	<b>134,804</b>	<b>13</b>	<b>91%</b>	<b>115,250</b>	<b>(19,553)</b>



Marketing	Total Annual	YTD Budget	YTD Actual	Variance (\$ '000)	(% of YTD Budget)	Prior YTD Actual	Flux (Diff from Prior Year)
	Budget						
Official/Admin Services-CGA	182,175	91,088	91,088	0	100%	54,270	(36,818)
Professional Services	35,000	14,116	14,636	(1)	104%	25,858	11,222
Technical Services	3,732	3,732	3,600	0	96%	197	(3,404)
Rentals	-	-	-	-	-	-	-
Communications	3,000	1,500	200	1	13%	3,600	3,400
Advertising	48,000	24,000	23,954	0	100%	30,662	6,708
Printing & Binding	15,000	7,500	200	7	3%	48	(152)
Dues & Fees	2,000	1,002	605	0	60%	500	(105)
<b>Purchased/ Contracted Services</b>	<b>288,907</b>	<b>142,938</b>	<b>134,281</b>	<b>9</b>	<b>94%</b>	<b>115,135</b>	<b>(19,147)</b>
Supplies	8,000	4,002	522	3	13%	85	(438)
Food	2,000	1,002	-	1	0%	31	31
Books & Periodicals	-	-	-	-	-	-	-
Small Equipment	-	-	-	-	-	-	-
<b>Supplies</b>	<b>10,000</b>	<b>5,004</b>	<b>522</b>	<b>4</b>	<b>10%</b>	<b>116</b>	<b>(407)</b>
<b>Total Marketing</b>	<b>298,907</b>	<b>147,942</b>	<b>134,804</b>	<b>13</b>	<b>91%</b>	<b>115,250</b>	<b>(19,553)</b>

City of Dunwoody  
YTD Statement of Revenues and  
Expenses Through June 30, 2012

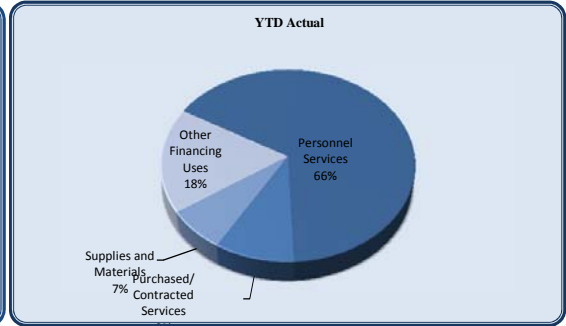
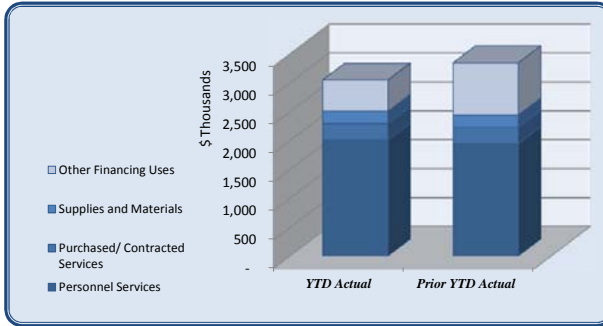
Municipal Court	Total Annual	YTD Budget	YTD Actual	Variance	Prior YTD Actual	Flux	
	Budget						
				(% of YTD Budget)	(Diff from Prior Year)		
Personnel Services	237,744	118,884	100,213	19	84%	52,323	(47,890)
Purchased/ Contracted Services	135,500	67,963	54,325	14	80%	58,176	3,851
Supplies and Materials	8,050	4,610	3,723	1	81%	2,503	(1,219)
Other Financing Uses	22,500	22,500	22,501	(0)	100%	22,500	(1)
<b>Total Municipal Court</b>	<b>403,794</b>	<b>213,957</b>	<b>180,761</b>	<b>33</b>	<b>84%</b>	<b>135,502</b>	<b>(45,259)</b>



Municipal Court	Total Annual	YTD Budget	YTD Actual	Variance	Prior YTD Actual	Flux	
	Budget						
				(% of YTD Budget)	(Diff from Prior Year)		
Salaries	173,570	86,790	79,293	7	91%	41,491	(37,802)
Group Insurance	33,633	16,820	10,032	7	60%	4,994	(5,037)
Medicare	2,426	1,214	1,038	0	85%	553	(485)
Retirement	27,099	13,550	9,850	4	73%	5,285	(4,566)
Unemployment Insurance	-	-	-	-	-	-	-
Workers' Compensation	1,016	510	-	1	0%	-	-
<b>Personnel Services</b>	<b>237,744</b>	<b>118,884</b>	<b>100,213</b>	<b>19</b>	<b>84%</b>	<b>52,323</b>	<b>(47,890)</b>
Professional Services	82,000	41,000	40,861	0	100%	31,406	(9,455)
Technical Services	20,500	10,250	6,948	3	68%	8,852	1,904
Repairs & Maintenance	13,000	6,500	1,613	5	25%	13,242	11,629
Rentals	4,000	2,000	1,434	1	72%	1,831	397
Communications	4,200	2,100	1,729	0	82%	1,888	159
Advertising	300	150	-	0	0%	-	-
Printing & Binding	500	252	291	(0)	116%	-	(291)
Travel	5,000	2,502	363	2	15%	247	(117)
Dues & Fees	1,000	500	140	0	28%	35	(105)
Education & Training	5,000	2,709	945	2	35%	675	(270)
<b>Purchased/ Contracted Services</b>	<b>135,500</b>	<b>67,963</b>	<b>54,325</b>	<b>14</b>	<b>80%</b>	<b>58,176</b>	<b>3,851</b>
Supplies	5,250	2,873	2,245	1	78%	1,693	(553)
Food	-	-	181	(0)	-	-	(181)
Books & Periodicals	800	402	-	0	0%	390	390
Small Equipment	2,000	1,335	1,296	0	97%	420	(876)
<b>Supplies and Materials</b>	<b>8,050</b>	<b>4,610</b>	<b>3,723</b>	<b>1</b>	<b>81%</b>	<b>2,503</b>	<b>(1,219)</b>
Transfers to Debt Service Fund	22,500	22,500	22,500	-	100%	22,500	-
Cash over/short	-	-	1	(0)	-	-	(1)
<b>Other Financing Uses</b>	<b>22,500</b>	<b>22,500</b>	<b>22,501</b>	<b>(0)</b>	<b>100%</b>	<b>22,500</b>	<b>(1)</b>
<b>Total Municipal Court</b>	<b>403,794</b>	<b>213,957</b>	<b>180,761</b>	<b>33</b>	<b>84%</b>	<b>135,502</b>	<b>(45,259)</b>

City of Dunwoody  
YTD Statement of Revenues and  
Expenses Through June 30, 2012

Police	Total Annual	YTD Budget	YTD Actual	Variance	Prior YTD Actual	Flux
	Budget					
				(\$ '000)		
Personnel Services	4,342,859	2,171,438	2,009,938	162	93%	(62,620)
Purchased/ Contracted Services	449,433	245,687	283,138	(37)	115%	(2,640)
Supplies and Materials	409,142	257,895	213,649	44	83%	1,012
Other Financing Uses	581,550	539,800	539,800	-	100%	360,175
<b>Total Police</b>	<b>5,782,984</b>	<b>3,214,820</b>	<b>3,046,525</b>	<b>168</b>	<b>95%</b>	<b>295,937</b>



Police	Total Annual	YTD Budget	YTD Actual	Variance	Prior YTD Actual	Flux
	Budget					
				(\$ '000)		
Regular Salaries	2,840,406	1,420,206	1,371,646	49	97%	5,273
Overtime Salaries	277,647	138,824	120,840	18	87%	(17,439)
<b>Total Salaries</b>	<b>3,118,053</b>	<b>1,559,030</b>	<b>1,492,486</b>	<b>67</b>	<b>96%</b>	<b>(12,166)</b>

Employee Benefits	-	-	-	-	-	-
Group Insurance	627,657	313,830	248,275	66	79%	(29,311)
Medicare	43,905	21,954	19,663	2	90%	328
Retirement	459,204	229,602	212,132	17	92%	(49,803)
Tuition Reimbursement	-	-	-	-	-	-
Unemployment Insurance	-	-	-	-	-	-
Workers' Compensation	94,040	47,022	37,383	10	80%	28,331
Other Employee Benefits	-	-	-	-	-	-
<b>Personnel Services</b>	<b>1,224,806</b>	<b>612,408</b>	<b>517,452</b>	<b>95</b>	<b>84%</b>	<b>(50,454)</b>

Professional Services	16,000	9,200	6,537	3	71%	152
Technical Services	26,400	13,200	13,837	(1)	105%	7,034
Cleaning Services	-	-	-	-	-	-
Repairs & Maintenance	126,870	63,435	53,960	9	85%	63,309
Rentals	13,900	6,950	4,026	3	58%	1,000
Insurance	36,266	36,266	63,704	(27)	176%	7,831
Claims	-	-	112	(0)	-	61
Communications	61,600	30,800	28,806	2	94%	(2,786)
Advertising	2,500	1,250	-	1	0%	-
Printing & Binding	4,000	2,000	389	2	19%	713
Travel	37,760	18,882	19,690	(1)	104%	(5,384)
Dues & Fees	10,288	5,429	4,200	1	77%	809
Education & Training	27,900	15,300	14,782	1	97%	(2,284)
Other Purchased Services-Other	-	-	-	-	-	-
<b>Purchased/ Contracted Services</b>	<b>449,433</b>	<b>245,687</b>	<b>283,138</b>	<b>(37)</b>	<b>115%</b>	<b>(2,640)</b>

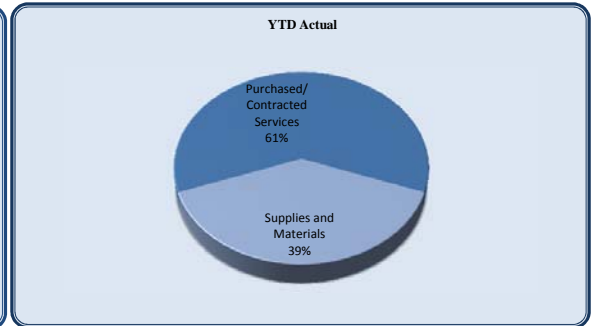
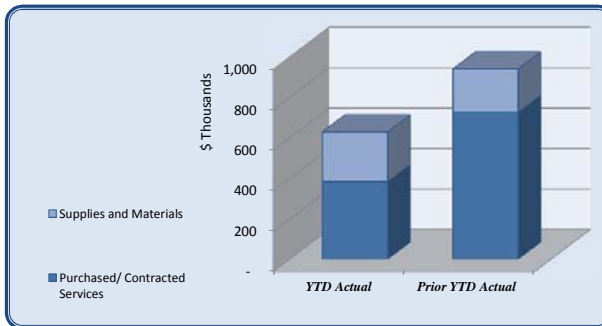
Supplies	35,620	23,873	24,098	(0)	101%	34,677
Supplies-Explorer Program	6,000	3,000	4,953	(2)	165%	(3,132)
Supplies-Ammunition	24,600	12,300	16,265	(4)	132%	(16,265)
Supplies-Uniforms	29,900	14,950	10,345	5	69%	(10,345)
Gasoline	210,000	105,000	114,498	(9)	109%	(13,913)
Food	6,000	3,000	3,529	(1)	118%	(2,703)
Books & Periodicals	2,500	1,250	1,191	0	95%	(654)
Cash Over & Short	-	-	45	(0)	-	(35)
Small Equipment	94,522	94,522	38,726	56	41%	13,381
<b>Supplies and Materials</b>	<b>409,142</b>	<b>257,895</b>	<b>213,649</b>	<b>44</b>	<b>83%</b>	<b>1,012</b>

Transfers to Debt Service Fund	469,500	469,500	469,500	-	100%	92,600
Transfers to Capital Fund	112,050	70,300	70,300	-	100%	267,575
<b>Other Financing Uses</b>	<b>581,550</b>	<b>539,800</b>	<b>539,800</b>	<b>-</b>	<b>100%</b>	<b>360,175</b>
<b>Total Police</b>	<b>5,782,984</b>	<b>3,214,820</b>	<b>3,046,525</b>	<b>168</b>	<b>95%</b>	<b>295,937</b>

City of Dunwoody  
YTD Statement of Revenues and  
Expenses Through June 30, 2012

E-911	Total Annual		YTD Actual	Variance (\$ '000)	(% of YTD Budget)	Prior YTD Actual	Flux (Diff from Prior Year)
	Budget	YTD Budget					
Transfers to E-911 Fund	369,500	184,752	99,774	85	54%	284,665	184,891
<b>Total E-911</b>	<b>369,500</b>	<b>184,752</b>	<b>99,774</b>	<b>85</b>	<b>54%</b>	<b>284,665</b>	<b>184,891</b>

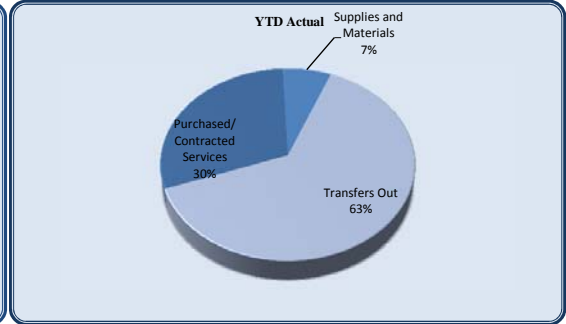
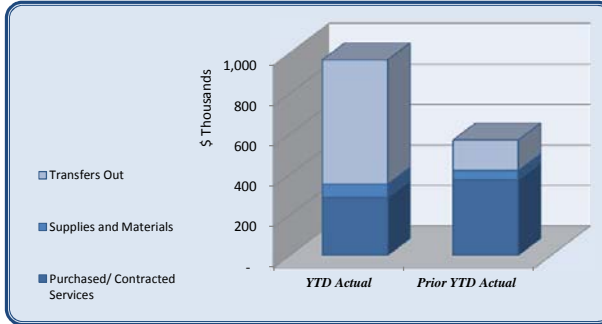
Public Works	Total Annual		YTD Actual	Variance (\$ '000)	(% of YTD Budget)	Prior YTD Actual	Flux (Diff from Prior Year)
	Budget	YTD Budget					
Purchased/ Contracted Services	1,330,259	665,144	384,647	280	58%	727,500	314,065
Supplies and Materials	516,750	258,380	244,805	14	95%	213,062	(31,744)
Transfers to Capital Fund	2,725,000	1,362,500	1,362,500	-	100%	255,000	(1,107,500)
<b>Total Public Works</b>	<b>4,572,009</b>	<b>2,286,024</b>	<b>1,991,953</b>	<b>294</b>	<b>87%</b>	<b>1,195,562</b>	<b>(796,391)</b>



Public Works	Total Annual		YTD Actual	Variance (\$ '000)	(% of YTD Budget)	Prior YTD Actual	Flux (Diff from Prior Year)
	Budget	YTD Budget					
Official/Admin Svcs	280,000	140,000	143,000	(3)	102%	-	(143,000)
Professional Services	50,000	25,002	3,500		22	14%	40,159
Professional Services-Lowe	-	-	-	-	-	325,767	325,767
Professional Services-Legal	-	-	-	-	-	-	-
Tree Fund Expenses	-	-	1,842	(2)		5,957	4,116
Professional Services	-	-	871	(1)		-	(871)
Technical Services	-	-	800	(1)		-	(800)
Repairs & Maintenance	23,300	11,652	7,000	5	60%	-	(7,000)
R&M - Signs	-	-	-	-	-	-	-
R&M - Storm Damage Removal	35,000	17,502	-	18	0%	34,314	34,314
R&M - Street Maintenance	650,734	325,368	156,530	169	48%	182,019	25,489
R&M - Traffic Signals	200,725	100,364	60,211	40	60%	109,628	49,417
R&M - Curb Replacement	-	-	-	-	-	-	-
R&M - Right of Way Maint	80,000	40,002	9,187	31	23%	25,051	15,864
Rentals	-	-	-	-	-	-	-
Claims	5,000	2,502	1,019	1	0%	1,793	774
Communications	500	252	289	(0)	115%	127	(162)
Advertising	4,000	2,000	326	2	16%	1,974	1,648
Printing & Binding	1,000	500	48	0	10%	699	651
Travel	-	-	24	(0)		11	(13)
<b>Purchased/ Contracted Services</b>	<b>1,330,259</b>	<b>665,144</b>	<b>384,647</b>	<b>280</b>	<b>58%</b>	<b>727,500</b>	<b>314,065</b>
Supplies-Office	1,000	500	97	0	19%	317	220
Supplies-Road Materials	50,000	25,002	24,033	1	96%	27,094	3,060
Electricity	465,000	232,500	220,675	12	95%	185,651	(35,024)
Books & Periodicals	500	252	-	0	0%	-	-
Small Equipment	250	126	-	0	0%	-	-
<b>Supplies and Materials</b>	<b>516,750</b>	<b>258,380</b>	<b>244,805</b>	<b>14</b>	<b>95%</b>	<b>213,062</b>	<b>(31,744)</b>
Operating Transfers Out	-	-	-	-	-	90,000	90,000
Transfers to Capital Fund	2,725,000	1,362,500	1,362,500	-	100%	165,000	(1,197,500)
<b>Transfers to Capital Fund</b>	<b>2,725,000</b>	<b>1,362,500</b>	<b>1,362,500</b>	<b>-</b>	<b>100%</b>	<b>255,000</b>	<b>(1,107,500)</b>
<b>Total Public Works</b>	<b>4,572,009</b>	<b>2,286,024</b>	<b>1,991,953</b>	<b>294</b>	<b>87%</b>	<b>1,195,562</b>	<b>(796,391)</b>

City of Dunwoody  
YTD Statement of Revenues and  
Expenses Through June 30, 2012

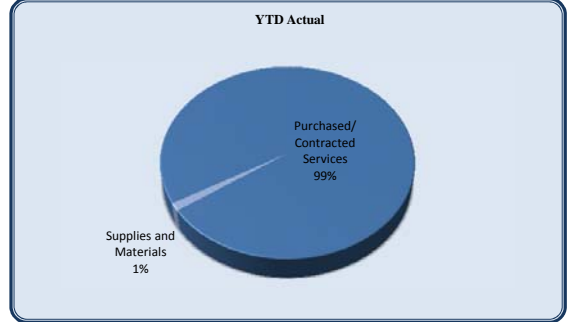
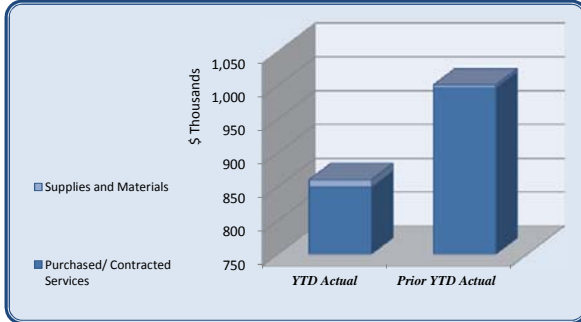
<b>Parks and Recreation</b>							
	Total Annual Budget	YTD Budget	YTD Actual	Variance (\$ '000)	(% of YTD Budget)	Prior YTD Actual	Flux (Diff from Prior Year)
Purchased/ Contracted Services	778,000	407,552	288,230	119	71%	375,011	86,782
Supplies and Materials	213,000	106,500	65,246	41	61%	45,118	(20,129)
Transfers Out	1,225,774	612,887	612,887	-	100%	150,000	(462,887)
<b>Total Parks and Recreation</b>	<b>2,216,774</b>	<b>1,126,939</b>	<b>966,363</b>	<b>161</b>	<b>86%</b>	<b>570,129</b>	<b>(396,234)</b>



<b>Parks and Recreation</b>							
	Total Annual Budget	YTD Budget	YTD Actual	Variance (\$ '000)	(% of YTD Budget)	Prior YTD Actual	Flux (Diff from Prior Year)
Official/Admin Svcs	150,000	75,000	72,000	3	96%	-	(72,000)
Professional Services	3,500	1,752	15,583	(14)	889%	93,472	77,889
Professional Services-Lowe	-	-	-	-	-	72,000	72,000
Technical Services	5,000	5,000	10,458	(5)	209%	11,800	1,341
R&M-Parks	586,000	293,000	160,633	132	55%	165,672	5,038
Property/Liability Insurance	32,100	32,100	25,649	6	80%	32,068	6,419
Communications	-	-	946	(1)	-	224	(722)
Advertising	-	-	710	(1)	-	-	(710)
Printing & Binding	-	-	-	-	-	-	-
Dues & Fees	400	200	400	(0)	200%	400	-
<b>Purchased/ Contracted Services</b>	<b>778,000</b>	<b>407,552</b>	<b>288,230</b>	<b>119</b>	<b>71%</b>	<b>375,011</b>	<b>86,782</b>
Supplies	65,000	32,500	10,061	22	31%	14,187	4,127
Utilities	138,000	69,000	46,006	23	67%	30,930	(15,076)
Food	-	-	181	(0)	-	-	(181)
Small Equipment	10,000	5,000	8,999	(4)	180%	-	(8,999)
<b>Supplies and Materials</b>	<b>213,000</b>	<b>106,500</b>	<b>65,246</b>	<b>41</b>	<b>61%</b>	<b>45,118</b>	<b>(20,129)</b>
Transfers to Debt Service Fund	800,574	400,287	400,287	-	100%	150,000	(250,287)
Transfers to Capital Fund	425,200	212,600	212,600	-	100%	-	(212,600)
<b>Transfers Out</b>	<b>1,225,774</b>	<b>612,887</b>	<b>612,887</b>	<b>-</b>	<b>100%</b>	<b>150,000</b>	<b>(462,887)</b>
<b>Total Parks and Recreation</b>	<b>2,216,774</b>	<b>1,126,939</b>	<b>966,363</b>	<b>161</b>	<b>86%</b>	<b>570,129</b>	<b>(396,234)</b>

City of Dunwoody  
YTD Statement of Revenues and  
Expenses Through June 30, 2012

<i>Community Development</i>	Total Annual Budget	YTD Budget	YTD Actual	Variance (\$ '000)	(% of YTD Budget)	Prior YTD Actual	Flux (Diff from Prior Year)
Purchased/ Contracted Services	2,181,750	1,090,880	849,105	242	78%	996,654	147,549
Supplies and Materials	18,500	10,946	11,123	(0)	102%	4,194	(6,929)
Transfers Out	95,000	47,500	47,500	-	100%	-	(47,500)
<b>Total Community Development</b>	<b>2,295,250</b>	<b>1,149,326</b>	<b>907,728</b>	<b>242</b>	<b>79%</b>	<b>1,000,848</b>	<b>93,121</b>



<i>Community Development</i>	Total Annual Budget	YTD Budget	YTD Actual	Variance (\$ '000)	(% of YTD Budget)	Prior YTD Actual	Flux (Diff from Prior Year)
Official/ Admin Svcs	1,516,000	758,000	751,000	7	99%	865,300	114,300
Professional Services	360,000	180,000	79,655	100	44%	101,116	21,461
Technical Services	172,000	86,000	3,625	82	4%	5,740	2,115
Repairs & Maintenance	59,000	29,502	750	29	3%	9,200	8,450
Rentals	-	-	3,440	(3)	-	3,147	(294)
Insurance Claims	-	-	128	(0)	-	-	(128)
Communications	4,500	2,250	1,120	1	50%	1,409	290
Advertising	51,000	25,500	5,492	20	22%	7,280	1,788
Printing & Binding	5,500	2,750	1,723	1	63%	806	(917)
Travel	7,000	3,500	28	3	1%	1,578	1,550
Dues & Fees	2,250	1,128	593	1	53%	290	(303)
Education & Training	4,500	2,250	1,550	1	69%	787	(763)
Other Purchased Services-Other	-	-	-	-	-	-	-
<b>Purchased/ Contracted Services</b>	<b>2,181,750</b>	<b>1,090,880</b>	<b>849,105</b>	<b>242</b>	<b>78%</b>	<b>996,654</b>	<b>147,549</b>
Supplies	11,500	7,444	8,908	(1)	120%	3,695	(5,212)
Food	1,000	500	588	(0)	118%	400	(188)
Books & Periodicals	2,500	1,250	-	1	0%	99	99
Small Equipment	3,500	1,752	1,628	0	93%	-	(1,628)
<b>Supplies and Materials</b>	<b>18,500</b>	<b>10,946</b>	<b>11,123</b>	<b>(0)</b>	<b>102%</b>	<b>4,194</b>	<b>(6,929)</b>
Machinery & Equipment	-	-	-	-	-	-	-
Transfers to Capital Fund	95,000	47,500	47,500	-	100%	-	(47,500)
Transfers to Multiple Grants Fund	-	-	-	-	-	-	-
<b>Transfers Out</b>	<b>95,000</b>	<b>47,500</b>	<b>47,500</b>	<b>-</b>	<b>100%</b>	<b>-</b>	<b>(47,500)</b>
<b>Total Community Development</b>	<b>2,295,250</b>	<b>1,149,326</b>	<b>907,728</b>	<b>242</b>	<b>79%</b>	<b>1,000,848</b>	<b>93,121</b>

<i>Contingency</i>	Total Annual Budget	YTD Budget	YTD Actual	Variance (\$ '000)	(% of YTD Budget)	Prior YTD Actual	Flux (Diff from Prior Year)
Contingency	575,000	287,502	-	288	0%	-	-
<b>Total Contingency</b>	<b>575,000</b>	<b>287,502</b>	<b>-</b>	<b>288</b>	<b>0%</b>	<b>-</b>	<b>-</b>
<b>Total General Fund Expenditures</b>	<b>17,363,749</b>	<b>9,073,561</b>	<b>7,771,847</b>	<b>1,302</b>	<b>86%</b>	<b>7,050,667</b>	<b>(721,180)</b>
<b>Total Revenues over/(under) Expenditures</b>	<b>4,658,325</b>	<b>(1,361,026)</b>	<b>861,098</b>	<b>-63%</b>	<b>692,425</b>	<b>168,673</b>	

City of Dunwoody  
YTD Statement of Revenues and  
Expenses Through June 30, 2012

<i>E911 Fund</i>	Total Annual Budget	YTD Budget	YTD Actual	Variance	Prior YTD Actual	Flux
				(\$ '000)	(% of YTD Budget)	(Diff from Prior Year)
<b>Revenues</b>						
E911 Revenue	775,000	387,500	458,055	71	118%	- (458,055)
Transfers In	369,500	160,750	96,475	(64)	60%	1,140,000 1,043,525
<b>Total Revenues</b>	<b>1,144,500</b>	<b>548,250</b>	<b>554,530</b>	<b>6</b>	<b>101%</b>	<b>1,140,000 585,470</b>
<b>Expenditures</b>						
Professional Services	-	-	1,750	(2)		- (1,750)
Communications	-	-	8,280	(8)		- (8,280)
Machinery & Equipment	7,500	3,750	-	4	0%	570,670 570,670
Intergovernmental-E911 (Chatcomm)	1,075,000	537,500	537,500	0	100%	284,665 (252,835)
Transfers Out-Debt	62,000	7,000	7,000	-	100%	- (7,000)
<b>Total Expenditures</b>	<b>1,144,500</b>	<b>548,250</b>	<b>554,530</b>	<b>(6)</b>	<b>101%</b>	<b>855,335 300,805</b>
<b>Total Revenues over/(under) Expenditures</b>	<b>-</b>	<b>0</b>	<b>0</b>	<b>0</b>	<b>225%</b>	<b>284,665 284,665</b>



City of Dunwoody  
YTD Statement of Revenues and  
Expenses Through June 30, 2012

<i>Hotel Excise Tax Fund</i>	Total Annual Budget	YTD Budget	YTD Actual	Variance	Prior YTD Actual	Flux
				(\$ '000)	(% of YTD Budget)	(Difference from Prior Year)
<b>Revenues</b>						
Hotel/Motel Tax	1,700,000	850,000	932,951	83	110%	910,370 (22,581)
Interest Revenue	-	-	18	0		64 46
<b>Total Revenues</b>	<b>1,700,000</b>	<b>850,000</b>	<b>932,969</b>	<b>83</b>	<b>110%</b>	<b>910,434 (22,535)</b>
<b>Expenditures</b>						
Professional Services	-	-	-	-		-
Transfers to General Fund	1,020,000	510,000	559,771	(50)	110%	546,295 (13,476)
Transfers to Component Unit - CVBD	680,000	340,000	373,181	(33)	110%	364,148 (9,033)
<b>Total Expenditures</b>	<b>1,700,000</b>	<b>850,000</b>	<b>932,951</b>	<b>(83)</b>	<b>110%</b>	<b>910,443 (22,509)</b>
<b>Total Revenues over/(under) Expenditures</b>	<b>-</b>	<b>-</b>	<b>18</b>	<b>0</b>		<b>(9) (27)</b>

City of Dunwoody  
 YTD Statement of Revenues and  
 Expenses Through June 30, 2012

<i>Motor Vehicle Rental Excise Tax Fund</i>	<b>Total Annual Budget</b>	<b>YTD Budget</b>	<b>YTD Actual</b>	<b>Variance</b>	<b>Prior YTD Actual</b>	<b>Flux</b>
				(\$ '000)	(% of YTD Budget)	(Difference from Prior Year)
<b>Revenues</b>						
MV Rental Excise Tax	100,000	50,000	48,679	(1)	97%	48,489 (190)
<b>Total Revenues</b>	<b>100,000</b>	<b>50,000</b>	<b>48,679</b>	<b>(1)</b>	<b>97%</b>	<b>48,489 (190)</b>
<b>Expenditures</b>						
Transfers to General Fund	100,000	50,000	48,679	1	97%	48,489 (190)
<b>Total Expenditures</b>	<b>100,000</b>	<b>50,000</b>	<b>48,679</b>	<b>1</b>	<b>97%</b>	<b>48,489 (190)</b>
<b>Total Revenues over/(under) Expenditures</b>	<b>-</b>	<b>-</b>	<b>-</b>	<b>-</b>		<b>(0) -</b>

City of Dunwoody  
YTD Statement of Revenues and  
Expenses Through June 30, 2012

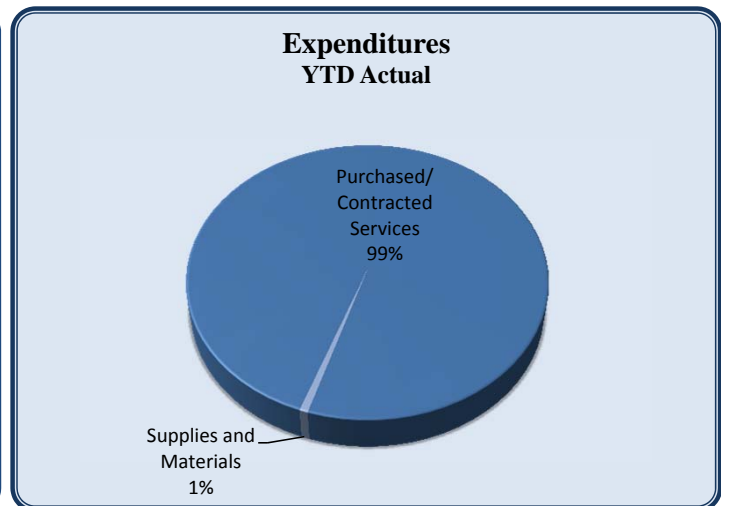
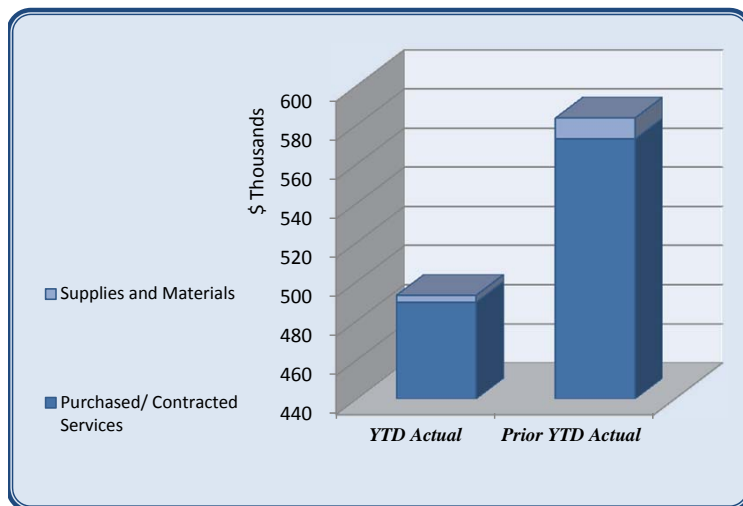
<i>Capital Projects Fund</i>	Total Annual Budget	YTD Budget	YTD Actual	Variance		Prior YTD Actual	Flux
Revenues					(\$ '000)	(% of YTD Budget)	(Difference from Prior Year)
MARTA Capital Funds	-	-	-	-		12,200	12,200
Interest Revenue	-	-	10,596	11		538	(10,059)
Operating Transfer In - General Fund	3,392,250	1,097,289	1,710,900	614	156%	888,875	(822,025)
GMA Lease Proceeds - PVC Farms	-	-	-	-		-	-
Use of PY Reserves	4,875,073	4,875,073	-	(4,875)	0%	-	-
<b>Total Revenues</b>	<b>8,267,323</b>	<b>5,972,362</b>	<b>1,721,496</b>	<b>(4,251)</b>	<b>29%</b>	<b>901,613</b>	<b>(819,884)</b>
<b>Expenditures</b>							
Machinery & Equipment	-	-	-	-		26,062	26,062
<b>City Clerk</b>	-	-	-	-		26,062	26,062
Repairs and Maintenance	-	-	7,007	(7)		-	(7,007)
Small Equipment	-	-	9,298	(9)		-	(9,298)
Machinery & Equipment	37,149	18,574	-	19	0%	-	-
<b>Information Technology</b>	<b>37,149</b>	<b>18,574</b>	<b>16,305</b>	<b>2</b>	<b>88%</b>	-	<b>(16,305)</b>
Supplies	-	-	-	-		-	-
Buildings	-	-	-	-		-	-
Machinery & Equipment	-	-	-	-		124,331	124,331
<b>Facilities</b>	-	-	-	-		124,331	124,331
Technical Services	-	-	26,826	(27)		-	(26,826)
Small Equipment	30,049	20,300	43,654	(23)	215%	-	(43,654)
Machinery & Equipment	1,769,376	884,688	-	885	0%	159,064	159,064
<b>Police Department</b>	<b>1,799,425</b>	<b>904,988</b>	<b>70,480</b>	<b>835</b>	<b>8%</b>	<b>159,064</b>	<b>88,584</b>
Professional Services	-	-	40,500	(41)		-	(40,500)
Repairs & Maintenance	1,720,000	860,000	(178,839)	1,039	-21%	-	178,839
Supplies	-	-	22,570	(23)		16,376	(6,194)
Professional Services	30,000	30,000	61,576	(32)	205%	-	(61,576)
Small Equipment	-	-	-	-		-	-
Infrastructure	4,036,403	2,018,201	298,599	1,720	15%	229,086	(69,513)
Operating Transfers to Multiple Grants Fund	-	-	194,988	(195)		-	(194,988)
<b>Public Works</b>	<b>5,786,403</b>	<b>2,908,201</b>	<b>439,395</b>	<b>2,469</b>	<b>15%</b>	<b>245,462</b>	<b>(193,933)</b>
Professional Services	-	-	9,200	(9)		-	(9,200)
Sites	-	-	3,699,988	(3,700)		217,131	(3,482,857)
Machinery & Equipment	-	-	5,616	(6)		-	(5,616)
Operating Transfers to Multiple Grants Fund	-	-	-	-		-	-
<b>Parks</b>	<b>499,891</b>	<b>249,945</b>	<b>3,717,162</b>	<b>(3,467)</b>	<b>1487%</b>	<b>217,131</b>	<b>(3,500,031)</b>
<b>Total Expenditures</b>	<b>8,122,867</b>	<b>4,081,709</b>	<b>4,243,342</b>	<b>(162)</b>	<b>104%</b>	<b>745,988</b>	<b>(3,497,354)</b>
<b>Total Revenues over/(under) Expenditures</b>	<b>144,456</b>	<b>1,890,653</b>	<b>(2,521,845)</b>	<b>(4,412)</b>	<b>-133%</b>	<b>155,625</b>	<b>2,677,470</b>

City of Dunwoody  
 YTD Statement of Revenues and  
 Expenses Through June 30, 2012

<i>Debt Service Fund</i>	Total Annual Budget	YTD Budget	YTD Actual	Variance		Prior YTD Actual	Flux
				(\$ '000)	(% of YTD Budget)		(Difference from Prior Year)
<b>Revenues</b>							
Interest Revenue	-	-	-	-		65	65
Transfers from General Fund	1,503,574	1,192,109	1,088,287	(104)	91%	790,000	(298,287)
Residual Equity Transfer In	-	-	-	-		-	-
<b>Total Revenues</b>	<b>1,503,574</b>	<b>1,192,109</b>	<b>1,088,287</b>	<b>(104)</b>	<b>91%</b>	<b>790,065</b>	<b>(298,222)</b>
<b>Expenditures</b>							
Lease Principal	1,400,559	1,001,559	1,001,559	(0)	100%	630,997	(370,562)
Lease Interest	165,015	107,343	107,343	(0)	100%	77,617	(29,725)
<b>Total Expenditures</b>	<b>1,565,574</b>	<b>1,108,901</b>	<b>1,108,902</b>	<b>(0)</b>	<b>100%</b>	<b>708,614</b>	<b>(400,287)</b>
<b>Total Revenues over/(under) Expenditures</b>	<b>(62,000)</b>	<b>83,207</b>	<b>(20,615)</b>	<b>(104)</b>	<b>-25%</b>	<b>81,450</b>	<b>102,065</b>

City of Dunwoody  
YTD Statement of Revenues and  
Expenses Through June 30, 2012

<i>Stormwater fund</i>	Total Annual Budget	YTD Budget	YTD Actual	Variance	Prior YTD Actual	Flux
				(\$ '000)	(% of YTD Budget)	(Difference from Prior Year)
<b>Revenues</b>						
State Grants-Stormwater	-	-	-	-	-	-
Stormwater Utility Charges	1,511,801	-	3,588	4	-	(3,588)
Interest Revenue	500	250	963	1	385%	161
Donated Infrastructure	-	-	-	-	-	-
Residual Equity Transfer In	-	-	-	-	-	-
Use of Prior Year Reserves	-	-	-	-	-	-
<b>Total Revenues</b>	<b>1,512,301</b>	<b>250</b>	<b>4,551</b>	<b>4</b>	<b>1821%</b>	<b>(3,427)</b>
<b>Expenditures</b>						
Professional Services	-	-	7,113	(7)	145,436	138,323
Professional Services-Stormwater	240,000	120,000	60,000	60	120,355	60,355
Repairs & Maintenance	785,000	392,500	418,205	(26)	300,300	(117,905)
Rep & Maint-Riprap Program	15,000	7,500	3,740	4	6,353	2,614
Printing & Binding	1,000	500	-	1	-	-
Dues & Fees	500	250	431	(0)	431	-
Licenses	-	-	-	-	-	-
<b>Purchased/ Contracted Services</b>	<b>1,041,500</b>	<b>520,750</b>	<b>489,489</b>	<b>31</b>	<b>94%</b>	<b>83,386</b>
Supplies	26,300	13,150	3,396	10	10,559	7,163
Books & Periodicals	500	250	-	0	-	-
Small Equipment	150	75	-	0	-	-
<b>Supplies and Materials</b>	<b>26,950</b>	<b>13,475</b>	<b>3,396</b>	<b>10</b>	<b>25%</b>	<b>7,163</b>
Machinery & Equipment	-	-	-	-	-	-
<b>Capital Outlay</b>	<b>-</b>	<b>-</b>	<b>-</b>	<b>-</b>	<b>-</b>	<b>-</b>
Capital Contingency	150,000	75,000	-	75	-	-
<b>Contingency</b>	<b>150,000</b>	<b>75,000</b>	<b>-</b>	<b>75</b>	<b>0%</b>	<b>-</b>
Depreciation	-	-	-	-	-	-
<b>Total Expenditures</b>	<b>1,218,450</b>	<b>609,225</b>	<b>492,885</b>	<b>116</b>	<b>81%</b>	<b>90,550</b>
<b>Total Revenues over/(under) Expenditures</b>	<b>293,851</b>	<b>(608,975)</b>	<b>(488,333)</b>	<b>121</b>	<b>80%</b>	<b>(582,310)</b>



Convention Visitors' Bureau of Dunwoody  
Monthly Statement of Revenues and Expenses  
June 30, 2012

CVB of Dunwoody	Variance				
	Total Annual Budget	YTD Budget	YTD Actual	(% of YTD Budget)	Prior YTD Actual
Fund Balance	35,000	35,000	35,000	100%	
<b>Revenues</b>					
Interest Revenue	2,400	1,200	855	71%	2,005
Tax Revenue	738,000	358,500	373,181	104%	372,046
<b>Total Revenues</b>	<b>775,400</b>	<b>394,700</b>	<b>409,979</b>	<b>104%</b>	<b>374,051</b>
<b>Expenditures</b>					
<i>Employees/Personnel</i>					
Salaries	178,508	88,308	84,583	96%	62,534
Benefits	26,776	13,246	7,498	57%	5,992
Payroll Taxes	18,154	8,982	8,650	96%	7,132
Unemployment	-	-	-		259
Medic	-	-	-		(139)
<i>Total Employees/Personnel Expenditures</i>	<b>223,438</b>	<b>110,537</b>	<b>100,731</b>	<b>91%</b>	<b>75,778</b>
<i>Administrative</i>					
Legal & Professional Fees	14,400	7,200	20,384	283%	5,081
Meeting Expense	-	-	-		348
Rent	28,362	9,975	9,805	98%	7,581
Insurance	2,500	1,250	1,303	104%	-
Postage/Courier/Ovenight Mail	2,400	1,200	643	54%	150
Telephone/Internet	3,600	1,800	2,976	165%	-
Licenses & Fees	15,000	7,500	3,533	47%	2,199
Miscellaneous	2,400	1,200	1,861	155%	339
Office Expense	3,000	1,500	4,618	308%	1,953
Vehicle Expenses	1,800	900	963	107%	539
Small Equipment	-	-	2,247		-
Furniture & Fixtures	8,500	4,250	2,485	58%	2,031
<i>Total Administrative Expenditures</i>	<b>81,962</b>	<b>36,775</b>	<b>50,817</b>	<b>138%</b>	<b>20,221</b>
<i>Marketing</i>					
Research	-	-	-		-
Graphic Design	40,000	20,000	26,810	134%	22,375
Public Relations	12,000	6,000	6,000	100%	2,000
Web Site	60,000	30,000	21,305	71%	44,196
Advertising	183,000	91,500	109,447	120%	95,936
Printing	25,000	12,500	2,459	20%	15,750
Travel	12,000	6,000	4,486	75%	4,907
Dues & Subscriptions	11,900	5,950	1,009	17%	99
Memberships	10,000	5,000	6,244	125%	10,184
Photography	6,500	5,500	500	9%	642
Meals & Entertainment	1,800	900	1,256	140%	756
Miscellaneous	6,000	3,000	85	3%	709
<i>Total Marketing Expenditures</i>	<b>368,200</b>	<b>186,350</b>	<b>179,601</b>	<b>96%</b>	<b>197,555</b>
<i>Promotional</i>					
Promotions	24,000	12,000	6,201	52%	-
Community Development	14,400	7,200	11,612	161%	2,855
Conventions and Trade Shows	24,000	12,000	16,861	141%	6,246
Event Hosting & Site Visits	14,400	7,200	4,287	60%	1,191
Site Visits	-	-	-		13
Sponsorships	10,000	5,000	8,000	160%	10,150
Promotional Materials	15,000	7,500	6,514	87%	6,020
<i>Total Promotional Expenditures</i>	<b>101,800</b>	<b>50,900</b>	<b>53,475</b>	<b>105%</b>	<b>26,474</b>
<b>Total Expenditures</b>	<b>775,400</b>	<b>384,562</b>	<b>384,623</b>	<b>100%</b>	<b>320,027</b>
<b>Total Revenues over/(under) Expenditures</b>	<b>-</b>	<b>10,138</b>	<b>25,356</b>	<b>250%</b>	<b>54,025</b>

VENDOR SET: 01 City of Dunwoody, GA

BANK: 01 Suntrust Concentration

DATE RANGE: 6/01/2012 THRU 6/30/2012

VENDOR I.D.	NAME	STATUS	CHECK DATE	AMOUNT	DISCOUNT	CHECK NO	CHECK STATUS	CHECK AMOUNT
001145	ETS Corporation							
I-05-12	ETS Corporation	D	6/01/2012			000000		
100 1516.523900.00	Merchant Services	ETS Corporation		428.09				
I-May 2012	ETS Corporation	D	6/01/2012			000000		
100 1516.523900.00	Merchant Services	ETS Corporation		239.90				
I-May.2012	ETS Corporation	D	6/01/2012			000000		
100 1516.523900.00	Merchant Services	ETS Corporation		723.22				1,391.21

* * T O T A L S * *	NO	INVOICE AMOUNT	DISCOUNTS	CHECK AMOUNT
REGULAR CHECKS:	0	0.00	0.00	0.00
HAND CHECKS:	0	0.00	0.00	0.00
DRAFTS:	1	0.00	0.00	1,391.21
EFT:	0	0.00	0.00	0.00
NON CHECKS:	0	0.00	0.00	0.00
VOID CHECKS:	0	VOID DEBITS 0.00		
		VOID CREDITS 0.00	0.00	0.00

TOTAL ERRORS: 0

\*\* G/L ACCOUNT TOTALS \*\*

G/L ACCOUNT	NAME	AMOUNT
100 1516.523900.00	Merchant Services	1,391.21
	*** FUND TOTAL ***	1,391.21

VENDOR SET: 01	BANK: 01	TOTALS:	1	1,391.21CR	0.00	1,391.21
BANK: 01	TOTALS:		1	1,391.21CR	0.00	1,391.21

VENDOR SET: 01 City of Dunwoody, GA

BANK: 02 Suntrust Payroll Account

DATE RANGE: 6/01/2012 THRU 6/30/2012

#K.2.

VENDOR I.D.	NAME	STATUS	CHECK DATE	AMOUNT	DISCOUNT	CHECK NO	CHECK STATUS	CHECK AMOUNT
000022	ADP							
I-279295	ADP	D	6/15/2012			000000		
100 1512.521200.00	Professional Services	ADP		424.50				424.50
000022	ADP							
I-296125	ADP	D	6/29/2012			000000		
100 1512.521200.00	Professional Services	ADP		454.74				454.74

* * T O T A L S * *	NO	INVOICE AMOUNT	DISCOUNTS	CHECK AMOUNT
REGULAR CHECKS:	0	0.00	0.00	0.00
HAND CHECKS:	0	0.00	0.00	0.00
DRAFTS:	2	0.00	0.00	879.24
EFT:	0	0.00	0.00	0.00
NON CHECKS:	0	0.00	0.00	0.00
VOID CHECKS:	0 VOID DEBITS	0.00		
	VOID CREDITS	0.00	0.00	

TOTAL ERRORS: 0

\*\* G/L ACCOUNT TOTALS \*\*

G/L ACCOUNT	NAME	AMOUNT
100 1512.521200.00	Professional Services	879.24
	*** FUND TOTAL ***	879.24

VENDOR SET: 01	BANK: 02	TOTALS:	2	879.24CR	0.00	879.24
BANK: 02	TOTALS:		2	879.24CR	0.00	879.24



VENDOR SET: 01 City of Dunwoody, GA  
BANK: 03 Suntrust Disbursement Acc  
DATE RANGE: 6/01/2012 THRU 6/30/2012

VENDOR I.D.	NAME	STATUS	CHECK DATE	AMOUNT	DISCOUNT	CHECK NO	CHECK STATUS	CHECK AMOUNT
000022	ADP							
I-267883	ADP	D	6/01/2012			000000		
100 1512.521200.00	Professional Services	ADP		568.92				568.92
000025	Clark Patterson Lee							
I-5/2012 12370.00	Clark Patterson Lee	D	6/01/2012			000000		
100 7000.521100.01	Official/Admin Svcs	Clark Patterson Lee		125,166.66				125,166.66
000025	Clark Patterson Lee							
I-6/12370.00	Clark Patterson Lee	D	6/29/2012			000000		
100 7000.521100.01	Official/Admin Svcs	Clark Patterson Lee		125,166.66				125,166.66
000029	Lowe Engineers							
I-13521	Lowe Engineers	D	6/01/2012			000000		
100 4100.521100.01	Official/Admin Svcs	Lowe Engineers		23,833.33				
100 6200.521100.01	Official/Admin Svcs	Lowe Engineers		12,000.00				
560 4320.521200.09	Prof Svcs-Stormwater	Lowe Engineers		10,000.00				45,833.33
000029	Lowe Engineers							
I-13583	Lowe Engineers	D	6/29/2012			000000		
100 4100.521100.01	Official/Admin Svcs	Lowe Engineers		23,833.33				
100 6200.521100.01	Official/Admin Svcs	Lowe Engineers		12,000.00				
560 4320.521200.09	Prof Svcs-Stormwater	Lowe Engineers		10,000.00				45,833.33
000073	JAT Consulting Services, Inc							
I-May 2012	JAT Consulting Services, Inc	D	6/01/2012			000000		
100 1511.521100.01	Official/Admin Svcs	JAT Consulting Servi		104,166.42				104,166.42
000073	JAT Consulting Services, Inc							
I-6	JAT Consulting Services, Inc	D	6/29/2012			000000		
100 1511.521100.01	Official/Admin Svcs	JAT Consulting Servi		104,166.42				104,166.42
000137	Medcom Services, Inc							
I-05/27 - 06/03/2012	Medcom Services, Inc	D	6/03/2012			000000		
100 0000.121300.16	Flex Spending Ded Payable	Medcom Services, Inc		326.75				326.75
000137	Medcom Services, Inc							
I-06/03/ - 06/10/201	Medcom Services, Inc	D	6/10/2012			000000		
100 0000.121300.16	Flex Spending Ded Payable	Medcom Services, Inc		498.71				498.71
0001	Medcom Services, Inc							

VENDOR SET: 01 City of Dunwoody, GA  
 BANK: 03 Suntrust Disbursement Acc  
 DATE RANGE: 6/01/2012 THRU 6/30/2012

VENDOR I.D.	NAME	STATUS	CHECK DATE	AMOUNT	DISCOUNT	CHECK NO	CHECK STATUS	CHECK AMOUNT
000137	Medcom Services, Inc							
I-06/17/2012	Medcom Services, Inc	D	6/24/2012			000000		
100 0000.121300.16	Flex Spending Ded Payable	Medcom Services, Inc		602.51				602.51
001039	Bank of America							
I-May 2012/	Bank of America	D	6/19/2012			000000		
100 0000.121110.00	PCard A/P Control	Bank of America		29,220.52				29,220.52
001551	Jacobs							
I-EEXF9500-05	Jacobs	D	6/01/2012			000000		
100 1570.521100.01	Official/Admin Svcs	Jacobs		15,181.25				15,181.25
001551	Jacobs							
I-EEXF9500-06	Jacobs	D	6/30/2012			000000		
100 1570.521100.01	Official/Admin Svcs	Jacobs		15,181.25				15,181.25
1	Brian J Anderson							
I-Brian J Anderson	Brian J Anderson:	R	6/01/2012			015157		
100 1530.511100.00	Regular Salaries	Brian J Anderson:		25,969.64				25,969.64
000008	CIT Technology Fin Serv Inc							
I-21481129	CIT Technology Fin Serv Inc	R	6/15/2012			015158		
100 1565.522300.00	Rentals	CIT Technology Fin S		704.85				704.85
000010	GMA							
I-Dues 12-13	GMA	R	6/15/2012			015159		
100 1511.523600.00	Dues & Fees	GMA		12,408.81				12,408.81
000016	Stone, McElroy & Associates							
I-1012PA	Stone, McElroy & Associates	R	6/15/2012			015160		
100 3200.521200.00	Prof Svcs	Stone, McElroy & Ass		350.00				350.00
000067	Chief Law Enforcement Supply							
I-486575	Chief Law Enforcement Supply	R	6/15/2012			015161		
100 3200.531100.03	Supplies-Uniforms	Chief Law Enforcemen		61.25				
I-486883	Chief Law Enforcement Supply	R	6/15/2012			015161		
100 3200.531100.03	Supplies-Uniforms	Chief Law Enforcemen		50.00				
I-486884	Chief Law Enforcement Supply	R	6/15/2012			015161		
100 3200.531100.00	Supplies-General	Chief Law Enforcemen		43.05				
I-486885	Chief Law Enforcement Supply	R	6/15/2012			015161		
100 3200.531100.03	Supplies-Uniforms	Chief Law Enforcemen		38.49				

VENDOR SET: 01 City of Dunwoody, GA  
 BANK: 03 Suntrust Disbursement Acc  
 DATE RANGE: 6/01/2012 THRU 6/30/2012

VENDOR I.D.	NAME	STATUS	CHECK DATE	AMOUNT	DISCOUNT	CHECK NO	CHECK STATUS	CHECK AMOUNT
000067	Chief Law Enforcement CONT							
I-489931	Chief Law Enforcement Supply	R	6/15/2012			015161		
100 3200.531100.03	Supplies-Uniforms	Chief Law Enforcemen		80.94				
I-491615	Chief Law Enforcement Supply	R	6/15/2012			015161		
100 3200.531100.03	Supplies-Uniforms	Chief Law Enforcemen		25.00				
100 3200.531100.00	Supplies-General	Chief Law Enforcemen		44.94				
I-493898	Chief Law Enforcement Supply	R	6/15/2012			015161		
100 3200.531100.00	Supplies-General	Chief Law Enforcemen		184.74				1,713.92
000072	Choice Care Occupational Medic							
I-174275	Choice Care Occupational Medic	R	6/15/2012			015162		
100 3200.521200.00	Prof Svcs	Choice Care Occupati		73.00				73.00
000079	Connect South							
I-848	Connect South	R	6/15/2012			015163		
100 1530.521200.00	Prof Svcs	Connect South		4,750.00				
I-862	Connect South	R	6/15/2012			015163		
100 1530.521200.00	Prof Svcs	Connect South		4,750.00				9,500.00
000089	APeal Agency, Inc.							
I-12	APeal Agency, Inc.	R	6/15/2012			015164		
100 3200.521200.00	Prof Svcs	APeal Agency, Inc.		276.00				276.00
000093	DeKalb Office Environment							
I-293978	DeKalb Office Environment	R	6/15/2012			015165		
100 1565.531600.00	Small Equipment	DeKalb Office Enviro		567.99				567.99
000094	Wright Express FSC							
I-29541018	Wright Express FSC	R	6/15/2012			015166		
100 3200.531270.00	Gasoline	Wright Express FSC		16,683.53				16,683.53
000118	Peace Officers'							
I-June 2012	PEAB Officers'	R	6/15/2012			015167		
100 0000.121300.15	POAB Deduction Payable	Peace Officers'		600.00				600.00
000126	Riverside Manufacturing Compan							
C-5055590 001	Riverside Manufacturing Compan	R	6/15/2012			015168		
100 3200.531100.03	Supplies-Uniforms	Riverside Manufactur		161.81CR				
I-5061556001	Riverside Manufacturing Compan	R	6/15/2012			015168		
100 3200.531100.03	Supplies-Uniforms	Riverside Manufactur		90.60				
#K -5062662001	Riverside Manufacturing Compan	R	6/15/2012			015168		

VENDOR SET: 01 City of Dunwoody, GA  
 BANK: 03 Suntrust Disbursement Acc  
 DATE RANGE: 6/01/2012 THRU 6/30/2012

#K.2.

VENDOR I.D.	NAME	STATUS	CHECK DATE	AMOUNT	DISCOUNT	CHECK NO	CHECK STATUS	CHECK AMOUNT
000138	Riley McLendon, LLC							
I-60697	Riley McLendon, LLC	R	6/15/2012			015169		
100 2650.521200.03	Prof Svcs-Court Solicitor	Riley McLendon, LLC		4,190.00				
I-6100-00M	Riley McLendon, LLC	R	6/15/2012			015169		
100 1530.521200.01	Prof Svcs-Legal	Riley McLendon, LLC		6,000.00				10,190.00
000149	AT&T							
I-770206985500118823	AT&T	R	6/15/2012			015170		
100 1535.523200.00	Communications	AT&T		77.58				77.58
000149	AT&T							
I-770396-14040011882	AT&T	R	6/15/2012			015171		
100 1535.523200.00	Communications	AT&T		78.61				78.61
000150	Fidelity Security Life Insuran							
I-1179778	Fidelity Security Life Insuran	R	6/15/2012			015172		
100 0000.121300.12	EE-Vision Payable	Fidelity Security Li		361.76				361.76
000156	Powell, Hugh R							
I-1810	Powell, Hugh R	R	6/15/2012			015173		
100 2650.521200.00	Prof Svcs	Powell, Hugh R		1,400.00				1,400.00
000157	US Bancorp Equipment Finance,							
I-04088918	US Bancorp Equipment Finance,	R	6/15/2012			015174		
100 2650.522300.00	Rentals	US Bancorp Equipment		242.00				
100 3200.522300.00	Rentals	US Bancorp Equipment		242.00				
I-203303532	US Bancorp Equipment Finance,	R	6/15/2012			015174		
100 7000.522300.00	Rentals	US Bancorp Equipment		317.50				801.50
000159	Purchase Power							
I-21527379867/	Purchase Power	R	6/15/2012			015175		
100 1517.523200.00	Communications	Purchase Power		318.66				
100 1516.523200.00	Communications	Purchase Power		515.90				
100 1330.523200.00	Communications	Purchase Power		7.80				
100 1530.523200.00	Communications	Purchase Power		5.10				
100 1320.523200.00	Communications	Purchase Power		0.45				
100 1512.523200.00	Communications	Purchase Power		40.30				
100 2650.523200.00	Communications	Purchase Power		1,109.40				
100 3200.523200.00	Communications	Purchase Power		137.83				
100 4100.523200.00	Communications	Purchase Power		81.00				
100 7000.523200.00	Communications	Purchase Power		407.80				2,624.24

VENDOR SET: 01 City of Dunwoody, GA  
 BANK: 03 Suntrust Disbursement Acc  
 DATE RANGE: 6/01/2012 THRU 6/30/2012

VENDOR I.D.	NAME	STATUS	CHECK DATE	AMOUNT	DISCOUNT	CHECK NO	CHECK STATUS	CHECK AMOUNT
000163	Metro Materials Inc.							
I-25553	Metro Materials Inc.	R	6/15/2012			015177		
100 4200.531100.00	Supplies			1,177.55				
100 4200.522200.02	R&M - Street Maintenance			77.30				
I-25621	Metro Materials Inc.	R	6/15/2012			015177		
100 4200.531100.00	Supplies			958.13				
100 4200.522200.02	R&M - Street Maintenance			64.05				2,277.03
000165	Vulcan Materials Company							
I-101-204563	Vulcan Materials Company	R	6/15/2012			015178		
560 4320.531100.00	Supplies			368.80				
I-10130310	Vulcan Materials Company	R	6/15/2012			015178		
560 4320.522200.05	Rep & Maint-Riprap Program			882.28				1,251.08
000188	Embroidery Services, Inc							
I-71871	Embroidery Services, Inc	R	6/15/2012			015179		
100 3200.531100.03	Supplies-Uniforms			39.00				
I-72075	Embroidery Services, Inc	R	6/15/2012			015179		
100 3200.531100.03	Supplies-Uniforms			19.50				
I-72089	Embroidery Services, Inc	R	6/15/2012			015179		
100 3200.531100.03	Supplies-Uniforms			95.00				153.50
000196	Roadworx							
I-58201	Roadworx	R	6/15/2012			015180		
560 4320.522200.00	Repairs & Maintenance			34,479.18				
100 4100.521200.10	Tree Fund Expenses			356.98				
I-58214	Roadworx	R	6/15/2012			015180		
100 4200.522200.05	R&M - Right of Way Maint			500.00				35,336.16
000197	AVTech Services							
I-120166	AVTech Services	R	6/15/2012			015181		
100 1535.522200.00	Repairs & Maintenance			340.00				340.00
000205	Dunwoody/Atlanta Printing Inc.							
I-36632	Dunwoody/Atlanta Printing Inc.	R	6/15/2012			015182		
100 3200.523400.00	Printing & Binding			75.00				75.00
000206	Georgia Power							
I-05.30.2012	Georgia Power	R	6/15/2012			015183		
100 4100.531230.00	Electricity			37,263.59				
100 6200.531230.00	Utilities			6,432.03				43,695.62

VENDOR SET: 01 City of Dunwoody, GA  
 BANK: 03 Suntrust Disbursement Acc  
 DATE RANGE: 6/01/2012 THRU 6/30/2012

#K.2.

VENDOR I.D.	NAME	STATUS	CHECK DATE	AMOUNT	DISCOUNT	CHECK NO	CHECK STATUS	CHECK AMOUNT
000240	LexisNexis							
I-1205383067	LexisNexis	R	6/15/2012			015185		
100 1530.521300.00	Technical Services	LexisNexis		536.00				536.00
000245	FedEx							
I-7-880-87975	FedEx	R	6/15/2012			015186		
100 3200.523200.00	Communications	FedEx		8.22				
I-7-910-21762	FedEx	R	6/15/2012			015186		
100 1570.523200.00	Communications	FedEx		40.54				
100 1320.523200.00	Communications	FedEx		12.49				
100 1330.523200.00	Communications	FedEx		8.05				
I-790375820	FedEx	R	6/15/2012			015186		
100 3200.523200.00	Communications	FedEx		18.84				88.14
000271	Georgia Bureau of Investigatio							
I-121-236715	Georgia Bureau of Investigatio	R	6/15/2012			015187		
100 3200.521300.00	Technical Svcs	Georgia Bureau of In		186.25				186.25
000284	Aflac							
I-964042	Aflac	R	6/15/2012			015188		
100 0000.121300.18	AFLAC Deductions Payable	Aflac		1,274.30				1,274.30
001000	Lion Insurance Company							
I-06/11/2012	Lion Insurance Company	R	6/15/2012			015189		
100 3200.512700.00	Workers' Compensation	Lion Insurance Compa		5,379.50				5,379.50
001014	Allison Elizabeth McCarthy							
I-CS#11105	Allison Elizabeth McCarthy	R	6/15/2012			015190		
100 2650.521200.04	Prof Svcs-Public Defender	Allison Elizabeth Mc		190.00				
I-CS#14613	Allison Elizabeth McCarthy	R	6/15/2012			015190		
100 2650.521200.04	Prof Svcs-Public Defender	Allison Elizabeth Mc		190.00				380.00
001023	Victoria Clearfield							
I-May 24, 2012	Victoria Clearfield	R	6/15/2012			015191		
100 2650.521300.00	Technical Svcs	Victoria Clearfield		1,050.00				1,050.00
001027	Traffic Data Collection, Inc							
I-12506.01	Traffic Data Collection, Inc	R	6/15/2012			015192		
350 4200.541400.00	Infrastructure	Traffic Data Collect		1,170.00				1,170.00
001097	US Department of Homeland Secu							

VENDOR SET: 01 City of Dunwoody, GA  
BANK: 03 Suntrust Disbursement Acc  
DATE RANGE: 6/01/2012 THRU 6/30/2012

VENDOR I.D.	NAME	STATUS	CHECK DATE	AMOUNT	DISCOUNT	CHECK NO	CHECK STATUS	CHECK AMOUNT
001098	MetroPCS Wireless, Inc.							
I-728801	MetroPCS Wireless, Inc.	R	6/15/2012			015194		
100 3200.521300.00	Technical Svcs		MetroPCS Wireless, I	100.00				100.00
001107	TerraMark							
I-T2012-007-6420	TerraMark	R	6/15/2012			015195		
350 6200.541100.00	Sites		TerraMark	1,102.50				
I-t2011-024-6420	TerraMark	R	6/15/2012			015195		
350 6200.541100.00	Sites		TerraMark	1,365.00				2,467.50
001170	Hasley Recreation and Design,							
I-80246	Hasley Recreation and Design,	R	6/15/2012			015196		
100 6200.522200.06	R&M-Parks		Hasley Recreation an	804.00				804.00
001175	Symbol Arts							
I-0169227-IN	Symbol Arts	R	6/15/2012			015197		
100 3200.531100.00	Supplies-General		Symbol Arts	825.00				825.00
001227	Cartique							
I-7488-20	Cartique	R	6/15/2012			015198		
100 3200.522200.00	Repairs & Maintenance		Cartique	8.00				
I-7488-36	Cartique	R	6/15/2012			015198		
100 3200.522200.00	Repairs & Maintenance		Cartique	8.00				16.00
001270	Ross Associates							
I-10	Ross Associates	R	6/15/2012			015199		
100 7000.521200.00	Prof Svcs		Ross Associates	2,375.00				2,375.00
001282	United Maintenance, Inc.							
I-189285	United Maintenance, Inc.	R	6/15/2012			015200		
250 6001.542000.11	ECEBG-Machinery & Equipment		United Maintenance,	31,750.00				31,750.00
001283	United Site Services							
I-114-6064-7	United Site Services	R	6/15/2012			015201		
100 6200.531100.00	Supplies		United Site Services	266.20				266.20
001328	LexisNexis Risk Data Managemen							
I-1502895-20120531	LexisNexis Risk Data Managemen	R	6/15/2012			015202		
100 1511.521300.00	Technical Services		LexisNexis Risk Data	100.00				100.00
0013	JEL Consulting Group, LLC							

VENDOR SET: 01 City of Dunwoody, GA  
BANK: 03 Suntrust Disbursement Acc  
DATE RANGE: 6/01/2012 THRU 6/30/2012

#K.2.

VENDOR I.D.	NAME	STATUS	CHECK DATE	AMOUNT	DISCOUNT	CHECK NO	CHECK STATUS	CHECK AMOUNT
001399	GGIA							
I-Brian Lauda	GGIA	R	6/15/2012			015204		
100 3200.523700.00	Education & Training	GGIA		180.00				180.00
001414	Geo-Hydro Engineers, Inc.							
I-44117	Geo-Hydro Engineers, Inc.	R	6/15/2012			015205		
560 4320.522200.00	Repairs & Maintenance	Geo-Hydro Engineers,		652.30				652.30
001438	CBS Outdoor							
I-02747633	CBS Outdoor	R	6/15/2012			015206		
100 1570.523300.00	Advertising	CBS Outdoor		4,000.00				4,000.00
001444	Kenneth Wickham							
I-05/23/2012	Kenneth Wickham	R	6/15/2012			015207		
100 2650.521200.00	Prof Svcs	Kenneth Wickham		350.00				
I-06.06.2012	Kenneth Wickham	R	6/15/2012			015207		
100 2650.521200.00	Prof Svcs	Kenneth Wickham		350.00				700.00
001484	URS Corporation							
I-5092720	URS Corporation	R	6/15/2012			015208		
350 4200.541400.00	Infrastructure	URS Corporation		2,717.00				
I-5126685	URS Corporation	R	6/15/2012			015208		
350 4200.541400.00	Infrastructure	URS Corporation		5,291.00				8,008.00
001492	James Duncan and Associates, I							
I-386-11-06	James Duncan and Associates, I	R	6/15/2012			015209		
100 7000.521200.00	Prof Svcs	James Duncan and Ass		13,925.90				13,925.90
001508	Atlanta Business Chronicle							
I-INV0006946	Atlanta Business Chronicle	R	6/15/2012			015210		
100 1570.523300.00	Advertising	Atlanta Business Chr		260.68				260.68
001510	Premier Tree and Shrub Care, L							
I-7080	Premier Tree and Shrub Care, L	R	6/15/2012			015211		
100 6200.522200.06	R&M-Parks	Premier Tree and Shr		20,500.00				
100 4200.522200.05	R&M - Right of Way Maint	Premier Tree and Shr		583.33				21,083.33
001517	Southern Premier Contractors,							
I-201206051732	4940 Trailridge Pass	R	6/15/2012			015212		
560 4320.522200.00	Repairs & Maintenance	4940 Trailridge Pass		2,235.00				
I-201206051734	5007 OAK TRAIL	R	6/15/2012			015212		



VENDOR SET: 01 City of Dunwoody, GA  
BANK: 03 Suntrust Disbursement Acc  
DATE RANGE: 6/01/2012 THRU 6/30/2012

VENDOR I.D.	NAME	STATUS	CHECK DATE	AMOUNT	DISCOUNT	CHECK NO	CHECK STATUS	CHECK AMOUNT
001517	Southern Premier Contr	CONT						
I-201206071743	4594 CHARDONNAY CT	R	6/15/2012			015212		
560 4320.522200.00	Repairs & Maintenance		4594 CHARDONNAY CT	3,118.90				
I-DUN-108	Southern Premier Contractors,	R	6/15/2012			015212		
560 4320.522200.00	Repairs & Maintenance		Southern Premier Con	5,825.75				30,803.93
001529	EOS Marketing & Communications							
I-12206	EOS Marketing & Communications	R	6/15/2012			015213		
100 1570.521200.00	Professional Services		EOS Marketing & Comm	1,881.88				1,881.88
001549	Gas South, LLC							
I-02739627154	Gas South, LLC	R	6/15/2012			015214		
100 6200.531230.00	Utilities		Gas South, LLC	1,494.72				1,494.72
001553	Inalign, Inc							
I-1664	Inalign, Inc	R	6/15/2012			015215		
100 1535.522200.00	Repairs & Maintenance		Inalign, Inc	300.00				300.00
001565	Georgia Development Partners,							
I-05/30/2012	Georgia Development Partners,	R	6/15/2012			015216		
560 4320.522200.00	Repairs & Maintenance		Georgia Development	1,767.09				
I-201206051738	1506 Devonshire Way	R	6/15/2012			015216		
560 4320.522200.00	Repairs & Maintenance		1506 Devonshire Way	11,003.73				
I-201206051739	4941 Firth Street	R	6/15/2012			015216		
560 4320.522200.00	Repairs & Maintenance		4941 Firth Street	17,073.28				29,844.10
001569	Wilson, Morton & Downs, LLC							
I-19873	Wilson, Morton & Downs, LLC	R	6/15/2012			015217		
100 1530.521200.01	Prof Svcs-Legal		Wilson, Morton & Dow	24,609.26				24,609.26
001577	Southcreek Roofing & Restorati							
I-Reconstruction	Southcreek Roofing & Restorati	R	6/15/2012			015218		
100 6200.522200.06	R&M-Parks		Southcreek Roofing &	11,261.16				11,261.16
001589	First Scribe							
I-24364	First Scribe	R	6/15/2012			015219		
100 4100.521300.00	Technical Services		First Scribe	200.00				200.00
001601	Elarbee, Thompson, Sapp & Wils							
I-907543	Elarbee, Thompson, Sapp & Wils	R	6/15/2012			015220		
#K 100 1540.521200.00	Professional Services		Elarbee, Thompson, S	2,400.00				2,400.00

VENDOR SET: 01 City of Dunwoody, GA  
BANK: 03 Suntrust Disbursement Acc  
DATE RANGE: 6/01/2012 THRU 6/30/2012

#K.2.

VENDOR I.D.	NAME	STATUS	CHECK DATE	AMOUNT	DISCOUNT	CHECK NO	CHECK STATUS	CHECK AMOUNT
001603	The Police and Sheriffs Press							
I-36513	The Police and Sheriffs Press	R	6/15/2012			015222		
100 3200.531100.00	Supplies-General		The Police and Sheri	17.45				17.45
001604	Forsyth Sporting Goods & The L							
I-04201257	Forsyth Sporting Goods & The L	R	6/15/2012			015223		
100 1540.512900.00	Other Employment Benefits		Forsyth Sporting Goo	899.00				899.00
0E0081	Denise Walker							
I-Reimb	Denise Walker	R	6/15/2012			015224		
100 0000.122500.03	Deferred Rev-Conference		Denise Walker	69.95				69.95
1	Lee Technologies Services Inc							
I-Lee Technologies	Lee Technologies Services Inc:	R	6/15/2012			015225		
100 0000.316100.00	Business & Occupation Tax		Lee Technologies Ser	28.00				28.00
1	Montessori School of Dunwoody							
I-Montessori Sch	Montessori School of Dunwoody:	R	6/15/2012			015226		
100 0000.316100.00	Business & Occupation Tax		Montessori School of	44.66				44.66
1	Pattie Baker							
I-Patti Baker	Pattie Baker:	R	6/15/2012			015227		
100 0000.342900.00	Public Safety-Other		Pattie Baker:	125.00				125.00
000018	Hutmacher, Warren							
I-GMA Travel	Hutmacher, Warren	R	6/18/2012			015228		
100 1320.523500.00	Travel		Hutmacher, Warren	299.70				299.70
001333	E. Harriman Construction, Inc.							
I-1206-15	E. Harriman Construction, Inc.	R	6/19/2012			015229		
250 6001.542000.11	ECEBG-Machinery & Equipment		E. Harriman Construc	80.64				80.64
000033	Dell Marketing LP							
I-XFT5KFPM1	Dell Marketing LP	R	6/28/2012			015230		
100 7000.531600.00	Small Equipment		Dell Marketing LP	1,627.50				
I-XFT73NCD6	Dell Marketing LP	R	6/28/2012			015230		
100 2650.531600.00	Small Equipment		Dell Marketing LP	953.41				2,580.91
000036	Allegra Print & Imaging							
I-33499	Allegra Print & Imaging	R	6/28/2012			015231		
100 1512.523400.00	Printing & Binding		Allegra Print & Imag	1,150.00				1,150.00

VENDOR SET: 01 City of Dunwoody, GA  
 BANK: 03 Suntrust Disbursement Acc  
 DATE RANGE: 6/01/2012 THRU 6/30/2012

VENDOR I.D.	NAME	STATUS	CHECK DATE	AMOUNT	DISCOUNT	CHECK NO	CHECK STATUS	CHECK AMOUNT
000061	Blue Cross Blue ShieldCONT							
I-0008818942	Blue Cross Blue Shield	R	6/28/2012			015232		
100 1530.512100.00	Group Insurance		Blue Cross Blue Shie	1,053.29	CR			
100 2650.512100.00	Group Insurance		Blue Cross Blue Shie	1,449.58				
100 3200.512100.00	Group Insurance		Blue Cross Blue Shie	36,044.44				41,570.55
000063	Moltz, Richard A.							
I-301060	Moltz, Richard A.	R	6/28/2012			015233		
100 3200.522200.00	Repairs & Maintenance		Moltz, Richard A.	500.00				
I-301061	Moltz, Richard A.	R	6/28/2012			015233		
100 1565.522200.00	Repairs & Maintenance		Moltz, Richard A.	1,070.00				
I-301062	Moltz, Richard A.	R	6/28/2012			015233		
100 3200.522200.00	Repairs & Maintenance		Moltz, Richard A.	110.07				1,680.07
000067	Chief Law Enforcement Supply							
I-495059	Chief Law Enforcement Supply	R	6/28/2012			015234		
100 3200.531100.03	Supplies-Uniforms		Chief Law Enforcemen	72.97				
I-495726	Chief Law Enforcement Supply	R	6/28/2012			015234		
100 3200.531100.03	Supplies-Uniforms		Chief Law Enforcemen	58.95				
100 3200.531100.00	Supplies-General		Chief Law Enforcemen	55.84				
I-495796	Chief Law Enforcement Supply	R	6/28/2012			015234		
100 3200.531100.03	Supplies-Uniforms		Chief Law Enforcemen	68.95				
100 3200.531100.00	Supplies-General		Chief Law Enforcemen	149.47				
I-497335	Chief Law Enforcement Supply	R	6/28/2012			015234		
100 3200.531100.00	Supplies-General		Chief Law Enforcemen	79.95				486.13
000072	Choice Care Occupational Medic							
I-177007	Choice Care Occupational Medic	R	6/28/2012			015235		
100 3200.521200.00	Prof Svcs		Choice Care Occupati	73.00				73.00
000074	Standard Insurance							
I-147285.0001	Standard Insurance	R	6/28/2012			015236		
100 1320.512100.00	Group Insurance		Standard Insurance	257.99				
100 1330.512100.00	Group Insurance		Standard Insurance	98.19				
100 1511.512100.00	Group Insurance		Standard Insurance	147.64				
100 1530.512100.00	Group Insurance		Standard Insurance	167.49	CR			
100 2650.512100.00	Group Insurance		Standard Insurance	169.65				
100 3200.512100.00	Group Insurance		Standard Insurance	3,536.19				4,042.17
000094	Wright Express FSC							
#K -29693369	Wright Express FSC	R	6/28/2012			015237		

VENDOR SET: 01 City of Dunwoody, GA  
BANK: 03 Suntrust Disbursement Acc  
DATE RANGE: 6/01/2012 THRU 6/30/2012

#K.2.

VENDOR I.D.	NAME	STATUS	CHECK DATE	AMOUNT	DISCOUNT	CHECK NO	CHECK STATUS	CHECK AMOUNT
000126	Riverside Manufacturing Compan							
I-5062662002	Riverside Manufacturing Compan	R	6/28/2012			015238		
100 3200.531100.03	Supplies-Uniforms			68.84				
I-5067795001	Riverside Manufacturing Compan	R	6/28/2012			015238		
100 3200.531100.03	Supplies-Uniforms			198.05				266.89
000129	Verizon Wireless							
I-6747021631	Verizon Wireless	R	6/28/2012			015239		
100 1110.523200.00	Communications			61.08				
100 1110.523200.00	Communications			38.01				
100 1320.523200.00	Communications			123.67				
100 1330.523200.00	Communications			60.58				
100 1511.523200.00	Communications			118.84				
100 2650.523200.00	Communications			60.58				
100 3200.523200.00	Communications			2,268.68				2,731.44
000148	Paetec							
I-54002621	Paetec	R	6/28/2012			015240		
100 1535.523200.00	Communications			2,148.30				2,148.30
000157	US Bancorp Equipment Finance,							
I-205360779	US Bancorp Equipment Finance,	R	6/28/2012			015241		
100 7000.522300.00	Rentals			347.50				347.50
000160	Georgia Technology Authority							
I-924-660880612	Georgia Technology Authority	R	6/28/2012			015242		
100 3200.521300.00	Technical Svcs			34.49				34.49
000163	Metro Materials Inc.							
I-25327	Metro Materials Inc.	R	6/28/2012			015243		
100 4200.531100.00	Supplies			321.20				
I-25687	Metro Materials Inc.	R	6/28/2012			015243		
100 4200.531100.00	Supplies			528.44				
100 4200.522200.02	R&M - Street Maintenance			40.10				889.74
000165	Vulcan Materials Company							
I-10130309	Vulcan Materials Company	R	6/28/2012			015244		
560 4320.522200.05	Rep & Maint-Riprap Program			447.12				
I-102-203966	Vulcan Materials Company	R	6/28/2012			015244		
100 4200.531100.00	Supplies			512.02				
I-102-205289	Vulcan Materials Company	R	6/28/2012		6.00CR	015244		

VENDOR SET: 01 City of Dunwoody, GA  
BANK: 03 Suntrust Disbursement Acc  
DATE RANGE: 6/01/2012 THRU 6/30/2012

VENDOR I.D.	NAME	STATUS	CHECK DATE	AMOUNT	DISCOUNT	CHECK NO	CHECK STATUS	CHECK AMOUNT
000186	American Law Enforcement Netwo							
I-2012-1145	American Law Enforcement Netwo	R	6/28/2012			015245		
100 3200.521300.00	Technical Svcs	American Law Enforce		2,340.00				2,340.00
000188	Embroidery Services, Inc							
I-72244	Embroidery Services, Inc	R	6/28/2012			015246		
100 3200.531100.01	Supplies-Explorer Program	Embroidery Services,		464.25				464.25
000196	Roadworx							
I-58212	Roadworx	R	6/28/2012			015247		
560 4320.522200.00	Repairs & Maintenance	Roadworx		29,562.59				29,562.59
000205	Dunwoody/Atlanta Printing Inc.							
I-36651	Dunwoody/Atlanta Printing Inc.	R	6/28/2012			015248		
100 3200.523400.00	Printing & Binding	Dunwoody/Atlanta Pri		37.50				37.50
000211	GIRMA							
I-168053	GIRMA	R	6/28/2012			015249		
100 3200.523100.01	Claims	GIRMA		111.50				111.50
000211	GIRMA							
I-169150	GIRMA	R	6/28/2012			015250		
100 1530.521200.02	Prof Svcs-Litigation	GIRMA		1,036.94				1,036.94
000229	Sungard Public Sector Inc							
I-47295	Sungard Public Sector Inc	R	6/28/2012			015251		
100 3200.531600.00	Small Equipment	Sungard Public Secto		441.00				441.00
000233	Metro Uniform							
I-052512AS	Metro Uniform	R	6/28/2012			015252		
100 3200.531100.00	Supplies-General	Metro Uniform		12.00				
I-061112CG	Metro Uniform	R	6/28/2012			015252		
100 3200.531100.00	Supplies-General	Metro Uniform		12.00				
I-061112FE	Metro Uniform	R	6/28/2012			015252		
100 3200.531100.01	Supplies-Explorer Program	Metro Uniform		147.50				171.50
000236	Precision Delta Corporation							
I-43494	Precision Delta Corporation	R	6/28/2012			015253		
100 3200.531100.02	Supplies-Firearms	Precision Delta Corp		5,750.00				5,750.00

0002 #K FedEx

VENDOR SET: 01 City of Dunwoody, GA  
BANK: 03 Suntrust Disbursement Acc  
DATE RANGE: 6/01/2012 THRU 6/30/2012

#K.2.

VENDOR I.D.	NAME	STATUS	CHECK DATE	AMOUNT	DISCOUNT	CHECK NO	CHECK STATUS	CHECK AMOUNT
000249	Municipal Code Corporation							
I-00217848	Municipal Code Corporation	R	6/28/2012			015255		
100 1330.521200.00	Prof Svcs	Municipal Code Corpo		1,083.78				1,083.78
000271	Georgia Bureau of Investigatio							
I-151-237179	Georgia Bureau of Investigatio	R	6/28/2012			015256		
100 3200.521300.00	Technical Svcs	Georgia Bureau of In		169.75				169.75
000289	T & T Uniforms							
I-44501	T & T Uniforms	R	6/28/2012			015257		
100 3200.531100.03	Supplies-Uniforms	T & T Uniforms		311.00				
I-44675	T & T Uniforms	R	6/28/2012			015257		
100 3200.531100.03	Supplies-Uniforms	T & T Uniforms		64.00				
I-44676	T & T Uniforms	R	6/28/2012			015257		
100 3200.531100.03	Supplies-Uniforms	T & T Uniforms		168.00				543.00
000301	Joseph Aczel Photography							
I-City Council	Joseph Aczel Photography	R	6/28/2012			015258		
100 1570.521200.00	Professional Services	Joseph Aczel Photogr		765.00				765.00
001009	Kimley-Horn and Associates, In							
I-019124001-0412	Kimley-Horn and Associates, In	R	6/28/2012			015259		
100 4200.521200.00	Prof Services	Kimley-Horn and Asso		871.27				
I-4816779	Kimley-Horn and Associates, In	R	6/28/2012			015259		
350 4200.521200.00	Professional Services	Kimley-Horn and Asso		5,784.00				6,655.27
001026	Guardian - Appleton							
I-00..4528610	Guardian - Appleton	R	6/28/2012			015260		
100 1110.512100.00	Group Insurance	Guardian - Appleton		222.72				
100 1320.512100.00	Group Insurance	Guardian - Appleton		111.36				
100 1330.512100.00	Group Insurance	Guardian - Appleton		60.88				
100 1511.512100.00	Group Insurance	Guardian - Appleton		111.36				
100 2650.512100.00	Group Insurance	Guardian - Appleton		169.48				
100 3200.512100.00	Group Insurance	Guardian - Appleton		3,163.38				3,839.18
001037	Mauldin & Jenkins, LLC							
I-527722	Mauldin & Jenkins, LLC	R	6/28/2012			015261		
100 1512.521200.00	Professional Services	Mauldin & Jenkins,		2,250.00				2,250.00
001075	Southtrac, Inc							
I-3355	Southtrac, Inc	R	6/28/2012			015262		

VENDOR SET: 01 City of Dunwoody, GA  
BANK: 03 Suntrust Disbursement Acc  
DATE RANGE: 6/01/2012 THRU 6/30/2012

VENDOR I.D.	NAME	STATUS	CHECK DATE	AMOUNT	DISCOUNT	CHECK NO	CHECK STATUS	CHECK AMOUNT
001086	Schiff Hardin LLP							
I-1690236	Schiff Hardin LLP	R	6/28/2012			015263		
100 1530.521200.01	Prof Svcs-Legal	Schiff Hardin LLP		7,157.40				7,157.40
001187	APG PCE, LLC							
I-July 2012	APG PCE, LLC	R	6/28/2012			015264		
100 1565.531230.00	Electricity	APG PCE, LLC		1,930.50				
100 1565.522200.00	Repairs & Maintenance	APG PCE, LLC		425.00				
100 0000.123310.00	Abated Rent	APG PCE, LLC		40,874.60				43,230.10
001233	SilvAD Promotions							
I-1900	SilvAD Promotions	R	6/28/2012			015265		
100 3200.531100.01	Supplies-Explorer Program	SilvAD Promotions		661.44				
100 3200.531100.01	Supplies-Explorer Program	SilvAD Promotions		19.12				680.56
001245	Communit-Y Health network							
I-A12-40010	Communit-Y Health network	R	6/28/2012			015266		
100 1540.512900.00	Other Employment Benefits	Communit-Y Health ne		1,188.00				1,188.00
001298	AED Brands							
I-23542	AED Brands	R	6/28/2012			015267		
100 3200.531100.00	Supplies-General	AED Brands		153.00				153.00
001421	Chattahoochee River 911 Author							
I-July 2012	Chattahoochee River 911 Author	R	6/28/2012			015268		
215 3800.571000.00	Intergovernmental-E911	Chattahoochee River		89,583.33				89,583.33
001428	Georgia Interpreting Services							
I-63688	Georgia Interpreting Services	R	6/28/2012			015269		
100 2650.521300.00	Technical Svcs	Georgia Interpreting		206.21				206.21
001434	Michael M. Hawkins							
I-June 2012	Michael M. Hawkins	R	6/28/2012			015270		
100 2650.521200.00	Prof Svcs	Michael M. Hawkins		1,750.00				1,750.00
001447	Jeffery Law Group, LLC							
I-MCD-0002	Jeffery Law Group, LLC	R	6/28/2012			015271		
100 2650.521200.04	Prof Svcs-Public Defender	Jeffery Law Group, L		841.00				841.00
001455	HATLANTA							
#K -776	HATLANTA	R	6/28/2012			015272		

VENDOR SET: 01 City of Dunwoody, GA  
BANK: 03 Suntrust Disbursement Acc  
DATE RANGE: 6/01/2012 THRU 6/30/2012

#K.2.

VENDOR I.D.	NAME	STATUS	CHECK DATE	AMOUNT	DISCOUNT	CHECK NO	CHECK STATUS	CHECK AMOUNT
001457	Peace Officers Association of I-STALLINGS, ANTHONY 100 3200.523600.00	R	6/28/2012	20.00		015273		20.00
001480	Interdev, LLC I-999327 100 1535.521100.01	R	6/28/2012	26,344.48		015274		26,344.48
001511	Kerestes-Martin Associates Inc I-1109.03-08 350 4200.521200.00	R	6/28/2012	4,392.65		015275		4,392.65
001581	Network Inc. I-IN043549 100 1555.521200.00	R	6/28/2012	15.00		015276		15.00
00159b	Pitney Bowes Global Financial I-9938656-JN12 100 1565.522300.00	R	6/28/2012	678.00		015277		678.00
001607	Zillion Enterprise LLC dba The I-Dunwoodylv1 100 1565.522200.00 100 3200.522200.00	R	6/28/2012	20,461.00 5,000.00		015278		25,461.00
001608	The Abram Law Group, LLC I-4021 100 1530.521200.01	R	6/28/2012	2,464.00		015279		2,464.00
1	Reyes Delgado-Mendez I-Reyes Delgado Men 100 0000.342900.00	R	6/28/2012	15.00		015280		15.00

* * T O T A L S * *	NO	INVOICE AMOUNT	DISCOUNTS	CHECK AMOUNT
REGULAR CHECKS:	124	0.00	6.00CR	695,835.46
HAND CHECKS:	0	0.00	0.00	0.00
DRAFTS:	14	0.00	0.00	612,663.95
EFT:	0	0.00	0.00	0.00
NON CHECKS:	0	0.00	0.00	0.00



VENDOR SET: 01 City of Dunwoody, GA  
 BANK: 03 Suntrust Disbursement Acc  
 DATE RANGE: 6/01/2012 THRU 6/30/2012

## \*\* G/L ACCOUNT TOTALS \*\*

G/L ACCOUNT	NAME	AMOUNT
100 0000.121110.00	PCard A/P Control	29,220.52
100 0000.121300.12	EE-Vision Payable	361.76
100 0000.121300.15	POAB Deduction Payable	600.00
100 0000.121300.16	Flex Spending Ded Payable	2,179.19
100 0000.121300.18	AFLAC Deductions Payable	1,274.30
100 0000.122500.03	Deferred Rev-Conference	69.95
100 0000.123310.00	Abated Rent	40,874.60
100 0000.316100.00	Business & Occupation Tax	72.66
100 0000.342900.00	Public Safety-Other	140.00
100 1110.512100.00	Group Insurance	2,329.30
100 1110.523200.00	Communications	99.09
100 1320.512100.00	Group Insurance	1,663.57
100 1320.523200.00	Communications	146.40
100 1320.523500.00	Travel	299.70
100 1330.512100.00	Group Insurance	834.80
100 1330.521200.00	Prof Svcs	1,083.78
100 1330.523200.00	Communications	76.43
100 1511.512100.00	Group Insurance	1,312.29
100 1511.521100.01	Official/Admin Svcs	208,332.84
100 1511.521300.00	Technical Services	100.00
100 1511.523200.00	Communications	118.84
100 1511.523600.00	Dues & Fees	12,408.81
100 1511.531100.00	Supplies	281.19
100 1512.521200.00	Professional Services	2,818.92
100 1512.523200.00	Communications	40.30
100 1512.523400.00	Printing & Binding	1,150.00
100 1516.521300.00	Technical Services	50.00
100 1516.523200.00	Communications	515.90
100 1517.523200.00	Communications	318.66
100 1530.511100.00	Regular Salaries	25,969.64
100 1530.512100.00	Group Insurance	1,220.78CR
100 1530.521200.00	Prof Svcs	9,500.00
100 1530.521200.01	Prof Svcs-Legal	40,230.66
100 1530.521200.02	Prof Svcs-Litigation	1,036.94
100 1530.521300.00	Technical Services	536.00
100 1530.523200.00	Communications	5.10
100 1535.521100.01	Official/Admin Svcs	26,344.48
100 1535.522200.00	Repairs & Maintenance	640.00
100 1535.523200.00	Communications	2,304.49

VENDOR SET: 01 City of Dunwoody, GA  
 BANK: 03 Suntrust Disbursement Acc  
 DATE RANGE: 6/01/2012 THRU 6/30/2012

## \*\* G/L ACCOUNT TOTALS \*\*

G/L ACCOUNT	NAME	AMOUNT
100 1570.521100.01	Official/Admin Svcs	30,362.50
100 1570.521200.00	Professional Services	2,646.88
100 1570.523200.00	Communications	40.54
100 1570.523300.00	Advertising	4,260.68
100 2650.512100.00	Group Insurance	1,788.71
100 2650.521200.00	Prof Svcs	3,850.00
100 2650.521200.03	Prof Svcs-Court Solicitor	4,190.00
100 2650.521200.04	Prof Svcs-Public Defender	1,221.00
100 2650.521300.00	Technical Svcs	1,256.21
100 2650.522300.00	Rentals	242.00
100 2650.523200.00	Communications	1,169.98
100 2650.531600.00	Small Equipment	953.41
100 3200.512100.00	Group Insurance	42,744.01
100 3200.512700.00	Workers' Compensation	5,379.50
100 3200.521200.00	Prof Svcs	772.00
100 3200.521300.00	Technical Svcs	2,857.59
100 3200.522200.00	Repairs & Maintenance	5,626.07
100 3200.522300.00	Rentals	242.00
100 3200.523100.01	Claims	111.50
100 3200.523200.00	Communications	2,433.57
100 3200.523400.00	Printing & Binding	112.50
100 3200.523600.00	Dues & Fees	20.00
100 3200.523700.00	Education & Training	180.00
100 3200.531100.00	Supplies-General	1,793.05
100 3200.531100.01	Supplies-Explorer Program	1,442.31
100 3200.531100.02	Supplies-Firearms	5,750.00
100 3200.531100.03	Supplies-Uniforms	3,260.57
100 3200.531270.00	Gasoline	19,303.68
100 3200.531400.00	Books & Periodicals	500.00
100 3200.531600.00	Small Equipment	441.00
100 4100.521100.01	Official/Admin Svcs	47,666.66
100 4100.521200.10	Tree Fund Expenses	356.98
100 4100.521300.00	Technical Services	200.00
100 4100.523200.00	Communications	81.00
100 4100.531230.00	Electricity	37,263.59
100 4200.521200.00	Prof Services	871.27
100 4200.522200.02	R&M - Street Maintenance	181.45
100 4200.522200.05	R&M - Right of Way Maint	1,083.33
100 4200.531100.00	Supplies	4,515.15

#K.2.

VENDOR SET: 01 City of Dunwoody, GA  
BANK: 03 Suntrust Disbursement Acc  
DATE RANGE: 6/01/2012 THRU 6/30/2012

\*\* G/L ACCOUNT TOTALS \*\*

G/L ACCOUNT	NAME	AMOUNT
100 7000.523200.00	Communications	407.80
100 7000.531600.00	Small Equipment	1,627.50
	*** FUND TOTAL ***	1,018,222.99
215 3800.571000.00	Intergovernmental-E911	89,583.33
	*** FUND TOTAL ***	89,583.33
250 6001.542000.11	EECBG-Machinery & Equipment	31,830.64
	*** FUND TOTAL ***	31,830.64
350 4200.521200.00	Professional Services	10,176.65
350 4200.541400.00	Infrastructure	9,178.00
350 6200.541100.00	Sites	2,467.50
	*** FUND TOTAL ***	21,822.15
560 4320.521200.09	Prof Svcs-Stormwater	20,000.00
560 4320.522200.00	Repairs & Maintenance	125,342.10
560 4320.522200.05	Rep & Maint-Riprap Program	1,329.40
560 4320.531100.00	Supplies	368.80
	*** FUND TOTAL ***	147,040.30

VENDOR SET: 01	BANK: 03	TOTALS:	138	1,308,505.41CR	6.00CR	1,308,499.41
BANK: 03	TOTALS:	138	1,308,505.41CR	6.00CR	1,308,499.41	

VENDOR SET: 01 City of Dunwoody, GA  
 BANK: 05 Suntrust Municipal Court  
 DATE RANGE: 6/01/2012 THRU 6/30/2012

VENDOR I.D.	NAME	STATUS	CHECK DATE	AMOUNT	DISCOUNT	CHECK NO	CHECK STATUS	CHECK AMOUNT
000278	DeKalb State Court							
I-Andrew Gaingrande	DeKalb State Court	R	6/01/2012			201757		
745 0000.121500.00	Claims & Judgments Payable	DeKalb State Court		350.00				350.00
000278	DeKalb State Court							
I-Carmona Francisco	DeKalb State Court	R	6/01/2012			201758		
745 0000.121500.00	Claims & Judgments Payable	DeKalb State Court		2,190.00				2,190.00
000278	DeKalb State Court							
I-Hernandez-Cabera	DeKalb State Court	R	6/01/2012			201759		
745 0000.121500.00	Claims & Judgments Payable	DeKalb State Court		870.00				870.00
000278	DeKalb State Court							
I-Kemet Nkosi	DeKalb State Court	R	6/01/2012			201760		
745 0000.121500.00	Claims & Judgments Payable	DeKalb State Court		350.00				350.00
1	WALLS, TODD							
I-000201205251716	WALLS, TODD:	R	6/01/2012			201761		
745 0000.121500.01	Jail Bonds Payable	Bond Refund:D0001012		175.00				175.00
1	STEWART, ROBERTO J							
I-000201205251717	STEWART, ROBERTO J:	R	6/01/2012			201762		
745 0000.121500.01	Jail Bonds Payable	Bond Refund:D0001525		175.00				175.00
1	KANG, PETER							
I-000201205251718	KANG, PETER:	R	6/01/2012			201763		
745 0000.121500.01	Jail Bonds Payable	Bond Refund:D0001574		245.00				245.00
1	DUNN, ADRIAN L							
I-000201205251719	DUNN, ADRIAN L:	R	6/01/2012			201764		
745 0000.121500.01	Jail Bonds Payable	Bond Refund:D0001852		250.00				250.00
1	CLAYTON, KENNETH THOMAS							
I-000201205251720	CLAYTON, KENNETH THOMAS:	R	6/01/2012			201765		
745 0000.121500.01	Jail Bonds Payable	Bond Refund:D0001628		140.00				140.00
1	CRAWFORD, NEDELKA ANAYANSI							
I-000201205251721	CRAWFORD, NEDELKA ANAYANSI:	R	6/01/2012			201766		
745 0000.121500.01	Jail Bonds Payable	Bond Refund:D0001708		350.00				350.00
1	ISANI, ZUNAID S							

VENDOR SET: 01 City of Dunwoody, GA  
 BANK: 05 Suntrust Municipal Court  
 DATE RANGE: 6/01/2012 THRU 6/30/2012

VENDOR I.D.	NAME	STATUS	CHECK DATE	AMOUNT	DISCOUNT	CHECK NO	CHECK STATUS	CHECK AMOUNT
1	SAJADIEH, AHMAD							
I-000201205251723	SAJADIEH, AHMAD:	R	6/01/2012			201768		
745 0000.121500.01	Jail Bonds Payable	Bond Refund:P00556		205.00				205.00
1	WARREN, JORDAN COREY							
I-000201205251724	WARREN, JORDAN COREY:	R	6/01/2012			201769		
745 0000.121500.01	Jail Bonds Payable	Bond Refund:D0001807		65.00				
745 0000.121500.01	Jail Bonds Payable	Bond Refund:D0001807		730.00				795.00
1	CROW, MARTHA LYNN							
I-000201205251725	CROW, MARTHA LYNN:	R	6/01/2012			201770		
745 0000.121500.01	Jail Bonds Payable	Bond Refund:D0001812		360.00				360.00
1	HERNANDEZ, ALMA D							
I-000201205251726	HERNANDEZ, ALMA D:	R	6/01/2012			201771		
745 0000.121500.01	Jail Bonds Payable	Bond Refund:D0001829		175.00				
745 0000.121500.01	Jail Bonds Payable	Bond Refund:D0001829		730.00				905.00
1	TURNER, DONALD C							
I-000201205251727	TURNER, DONALD C:	R	6/01/2012			201772		
745 0000.121500.01	Jail Bonds Payable	Bond Refund:D0001653		200.00				200.00
1	FREEMAN, COREY LEE							
I-000201205251728	FREEMAN, COREY LEE:	R	6/01/2012			201773		
745 0000.121500.01	Jail Bonds Payable	Bond Refund:D0001752		1,460.00				1,460.00
1	REVILLA ALLEC, YETSY ANA LUZ							
I-000201205251729	REVILLA ALLEC, YETSY ANA LUZ:	R	6/01/2012			201774		
745 0000.121500.01	Jail Bonds Payable	Bond Refund:D0001786		175.00				
745 0000.121500.01	Jail Bonds Payable	Bond Refund:D0001786		750.00				
745 0000.121500.01	Jail Bonds Payable	Bond Refund:D0001786		730.00				1,655.00
1	CARSON, RASHAD TEREELL							
I-000201205251730	CARSON, RASHAD TEREELL:	R	6/01/2012			201775		
745 0000.121500.01	Jail Bonds Payable	Bond Refund:D0001734		250.00				250.00
1	Evan T Weeks							
I-Evan Weeks	Evan T Weeks:	R	6/01/2012			201776		
745 0000.121500.00	Claims & Judgments Payable	Evan T Weeks:		850.00				850.00

VENDOR SET: 01 City of Dunwoody, GA  
 BANK: 05 Suntrust Municipal Court  
 DATE RANGE: 6/01/2012 THRU 6/30/2012

#K.2.

VENDOR I.D.	NAME	STATUS	CHECK DATE	AMOUNT	DISCOUNT	CHECK NO	CHECK STATUS	CHECK AMOUNT
000116	DeKalb County Finance Dept.							
I-May 2012	DeKalb County Finance Dept.	R	6/15/2012			201778		
745 0000.121800.00	Due to State Agencies	DeKalb County Financ		4,098.19				4,098.19
000118	Peace Officers'							
I-05-2012	Peace Officers'	R	6/15/2012			201779		
745 0000.121800.00	Due to State Agencies	Peace Officers'		4,482.00				4,482.00
000146	GSCCCA							
I-May 2012	GSCCCA	R	6/15/2012			201780		
745 0000.121800.00	Due to State Agencies	GSCCCA		20,967.69				20,967.69
000278	DeKalb State Court							
I-Iqbal Asef	DeKalb State Court	R	6/15/2012			201781		
745 0000.121500.00	Claims & Judgments Payable	DeKalb State Court		400.00				400.00
000278	DeKalb State Court							
I-Tench Chance	DeKalb State Court	R	6/15/2012			201782		
745 0000.121500.00	Claims & Judgments Payable	DeKalb State Court		400.00				400.00
000278	DeKalb State Court							
I-Wedgewood Benjamin	DeKalb State Court	R	6/15/2012			201783		
745 0000.121500.00	Claims & Judgments Payable	DeKalb State Court		400.00				400.00
000278	DeKalb State Court							
I-Wedgewood Nicholas	DeKalb State Court	R	6/15/2012			201784		
745 0000.121500.00	Claims & Judgments Payable	DeKalb State Court		400.00				400.00
001062	DeKalb Co Drug Abuse Treatment							
I-May 2012	DeKalb Co Drug Abuse Treatment	R	6/15/2012			201785		
745 0000.121800.00	Due to State Agencies	DeKalb Co Drug Abuse		308.56				308.56
1	ESCOBAR-GONZALEZ, MARIA							
I-000201206081744	ESCOBAR-GONZALEZ, MARIA:	R	6/15/2012			201786		
745 0000.121500.01	Jail Bonds Payable	Bond Refund:D0001844		75.00				75.00
1	URES, JOHN							
I-000201206081745	URES, JOHN:	R	6/15/2012			201787		
745 0000.121500.01	Jail Bonds Payable	Bond Refund:D0001611		1,150.00				1,150.00
1	LAMBERT, MARC							

VENDOR SET: 01 City of Dunwoody, GA  
 BANK: 05 Suntrust Municipal Court  
 DATE RANGE: 6/01/2012 THRU 6/30/2012

VENDOR I.D.	NAME	STATUS	CHECK DATE	AMOUNT	DISCOUNT	CHECK NO	CHECK STATUS	CHECK AMOUNT
1	NELSON, JOSHUA L							
I-000201206081747	NELSON, JOSHUA L:	R	6/15/2012			201789		
745 0000.121500.01	Jail Bonds Payable	Bond Refund:D0001746		200.00				200.00
1	STEFANYSHYN, MARTA							
I-000201206081748	STEFANYSHYN, MARTA:	R	6/15/2012			201790		
745 0000.121500.01	Jail Bonds Payable	Bond Refund:D0001841		50.00				50.00
1	OSENI, NICOLE R							
I-000201206081749	OSENI, NICOLE R:	R	6/15/2012			201791		
745 0000.121500.01	Jail Bonds Payable	Bond Refund:D0001848		1,860.00				1,860.00
1	WALL, DELZORA							
I-000201206081750	WALL, DELZORA:	R	6/15/2012			201792		
745 0000.121500.01	Jail Bonds Payable	Bond Refund:D0001770		50.00				50.00
1	HOPKINS, SHERHONDA NICOLE							
I-000201206081751	HOPKINS, SHERHONDA NICOLE:	R	6/15/2012			201793		
745 0000.121500.01	Jail Bonds Payable	Bond Refund:D0001846		500.00				
745 0000.121500.01	Jail Bonds Payable	Bond Refund:D0001846		500.00	CR			
745 0000.121500.01	Jail Bonds Payable	Bond Refund:D0001846		500.00				
745 0000.121500.01	Jail Bonds Payable	Bond Refund:D0001846		750.00				1,250.00
000278	DeKalb State Court							
I-Abel Orihuela	DeKalb State Court	R	6/28/2012			201794		
745 0000.121500.00	Claims & Judgments Payable	DeKalb State Court		1,500.00				1,500.00
000278	DeKalb State Court							
I-Choi Go Woun	DeKalb State Court	R	6/28/2012			201795		
745 0000.121500.00	Claims & Judgments Payable	DeKalb State Court		750.00				750.00
000278	DeKalb State Court							
I-Luong Trinh	DeKalb State Court	R	6/28/2012			201796		
745 0000.121500.00	Claims & Judgments Payable	DeKalb State Court		2,760.00				2,760.00
000278	DeKalb State Court							
I-Odell Willis	DeKalb State Court	R	6/28/2012			201797		
745 0000.121500.00	Claims & Judgments Payable	DeKalb State Court		950.00				950.00
000278	DeKalb State Court							
I-Renteria, Gersait	DeKalb State Court	R	6/28/2012			201798		

VENDOR SET: 01 City of Dunwoody, GA  
BANK: 05 Suntrust Municipal Court  
DATE RANGE: 6/01/2012 THRU 6/30/2012

#K.2.

VENDOR I.D.	NAME	STATUS	CHECK DATE	AMOUNT	DISCOUNT	CHECK NO	CHECK STATUS	CHECK AMOUNT
000278	DeKalb State Court							
I-Roger Little	DeKalb State Court	R	6/28/2012			201799		
745 0000.121500.00	Claims & Judgments Payable	DeKalb State Court		750.00				750.00
	MORAN, MELBY LEONEL							
I-000201204131631	MORAN, MELBY LEONEL:	R	6/28/2012			201800		
745 0000.121500.01	Jail Bonds Payable	Bond Refund:D0001545		225.00				
745 0000.121500.01	Jail Bonds Payable	Bond Refund:D0001545		750.00				975.00
	TERRELL, DAVIN RESHON							
I-000201206221752	TERRELL, DAVIN RESHON:	R	6/28/2012			201801		
745 0000.121500.01	Jail Bonds Payable	Cash Refund:17568		16.00				16.00
	WILSON, GARY E							
I-000201206221753	WILSON, GARY E:	R	6/28/2012			201802		
745 0000.121500.01	Jail Bonds Payable	Bond Refund:D0001442		250.00				250.00
	WATSON, PAULA							
I-000201206221754	WATSON, PAULA:	R	6/28/2012			201803		
745 0000.121500.01	Jail Bonds Payable	Bond Refund:D0001867		350.00				350.00
	PEARSON, LYNDSEY							
I-000201206221755	PEARSON, LYNDSEY:	R	6/28/2012			201804		
745 0000.121500.01	Jail Bonds Payable	Bond Refund:37		1,363.00				1,363.00
	AYALA, MANFREDO ENRIQUE							
I-000201206221757	AYALA, MANFREDO ENRIQUE:	R	6/28/2012			201805		
745 0000.121500.01	Jail Bonds Payable	Bond Refund:D0001767		730.00				730.00
	MULDOON, MATTHEW GEORGE							
I-000201206221758	MULDOON, MATTHEW GEORGE:	R	6/28/2012			201806		
745 0000.121500.01	Jail Bonds Payable	Bond Refund:D0001768		350.00				350.00
	RAMIREZ, ALEXANDRA							
I-000201206221759	RAMIREZ, ALEXANDRA:	R	6/28/2012			201807		
745 0000.121500.01	Jail Bonds Payable	Bond Refund:D0001841		350.00				350.00
	D'ALESSANDRO, MICHAEL R							
I-000201206221760	D'ALESSANDRO, MICHAEL R:	R	6/28/2012			201808		
745 0000.121500.01	Jail Bonds Payable	Bond Refund:D0001843		50.00				50.00



VENDOR SET: 01 City of Dunwoody, GA  
 BANK: 05 Suntrust Municipal Court  
 DATE RANGE: 6/01/2012 THRU 6/30/2012

VENDOR I.D.	NAME	STATUS	CHECK DATE	AMOUNT	DISCOUNT	CHECK NO	CHECK STATUS	CHECK AMOUNT
1	HERRERA, MAURICIO							
I-000201206221762	HERRERA, MAURICIO:	R	6/28/2012			201810		
745 0000.121500.01	Jail Bonds Payable	Bond Refund:D0001866		50.00				50.00
1	VERTON, THOMAS MADISON							
I-000201206221763	VERTON, THOMAS MADISON:	R	6/28/2012			201811		
745 0000.121500.01	Jail Bonds Payable	Bond Refund:D0001880		50.00				
745 0000.121500.01	Jail Bonds Payable	Bond Refund:D0001880		350.00				400.00
1	DE SANTIAGO, ROGELIO							
I-000201206221764	DE SANTIAGO, ROGELIO:	R	6/28/2012			201812		
745 0000.121500.01	Jail Bonds Payable	Bond Refund:D0001889		730.00				730.00

* * T O T A L S * *	NO	INVOICE AMOUNT	DISCOUNTS	CHECK AMOUNT
REGULAR CHECKS:	56	0.00	0.00	63,199.05
HAND CHECKS:	0	0.00	0.00	0.00
DRAFTS:	0	0.00	0.00	0.00
EFT:	0	0.00	0.00	0.00
NON CHECKS:	0	0.00	0.00	0.00
VOID CHECKS:	0	VOID DEBITS 0.00		
		VOID CREDITS 0.00	0.00	0.00

TOTAL ERRORS: 0

\*\* G/L ACCOUNT TOTALS \*\*

G/L ACCOUNT	NAME	AMOUNT
745 0000.121500.00	Claims & Judgments Payable	14,380.00
745 0000.121500.01	Jail Bonds Payable	18,514.00
745 0000.121800.00	Due to State Agencies	30,305.05
	*** FUND TOTAL ***	63,199.05

VENDOR SET: 01 BANK: 05 TOTALS: 56 63,199.05CR 0.00 63,199.05

BANK: 05 TOTALS: 56 63,199.05CR 0.00 63,199.05

SELECTION CRITERIA

-----  
 #K.2  
 VENI ET: 01-City of Dunwoody  
 VENI ALL  
 BANK CODES: All  
 FUNDS: All  
 -----

CHECK SELECTION

CHECK RANGE: 000000 THRU 999999  
 DATE RANGE: 6/01/2012 THRU 6/30/2012  
 CHECK AMOUNT RANGE: 0.00 THRU 999,999,999.99  
 INCLUDE ALL VOIDS: YES  
 -----

PRINT OPTIONS

SEQUENCE: CHECK NUMBER

PRINT TRANSACTIONS: YES  
 PRINT G/L: YES  
 UNPOSTED ONLY: NO  
 EXCLUDE UNPOSTED: YES  
 MANUAL ONLY: NO  
 STUB COMMENTS: NO  
 REPORT FOOTER: NO  
 CHECK STATUS: NO  
 PRINT STATUS: \* - All  
 -----