
MEMORANDUM

To: Mayor and City Council

From: Chris Pike, Finance Director

Date: 5/14/2012

Subject: **Financial Report for the Year Through March 31, 2012**

ITEM DESCRIPTION

Following are the financial highlights for fiscal year 2012 through March 31, 2012. With few deviations, the year is progressing as planned. Almost all expenditures are on pace with expectations, and only a few revenues are off from expectations either positively or negatively. Though when all added, expenditures are well under budget. The franchise fee received from Georgia Power in February was just under \$2.8 million, exceeding the budget and last year. Given the likelihood property taxes may continue taking hits, the extra cushion on this line item is reassuring. Also, this franchise fee is technically 2011 revenue, but we will show it here for cash flow purposes and because our budget included the figures in 2012. Court revenues were significantly above last year; mainly due to the milder winter. And after a slower January, permits are back on pace with a large bump anticipated soon as renovations over at the mall kick off. Overall, I'm cautiously optimistic on revenues this year mainly with property taxes and occupation taxes. I am seeing more weakness in property taxes with about half that weakness in the PCID. We'll know more mid-year once the HOST calculation and the tax digest is released. A couple other bright spots you'll notice are outside the General Fund. The revenues for E911 are 65% over budget so far in 2012. This will mean less subsidy required from the General Fund.

No surprises on expenses either. The large positive variance in the police budget is mainly a timing issue with the 2012 merit increases not taking place until April.

As Finance Director, I have reviewed this report. I am not aware of any material untrue statements or material omission; nor do I consider anything misleading. The financial statements and related information fairly present the financial condition and the results in all material respects. Management is responsible for internal controls and periodically evaluates these internal controls. No deficiencies in internal controls were discovered.

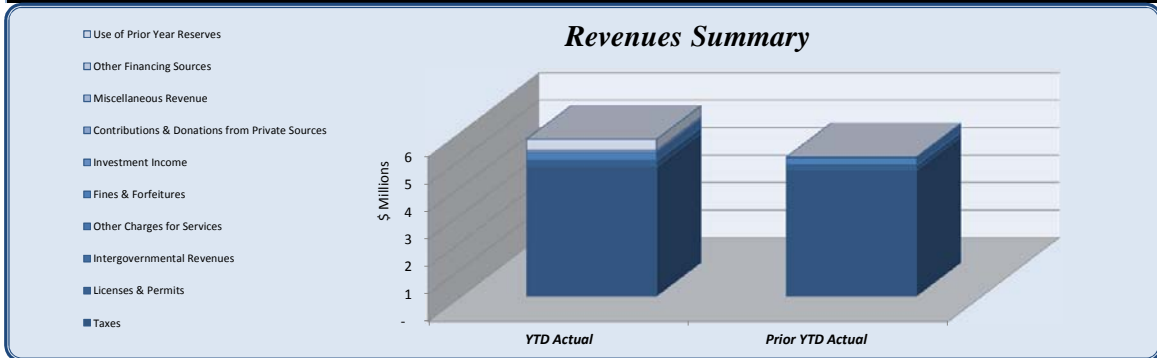
RECOMMENDED ACTION

No recommendation; for discussion only

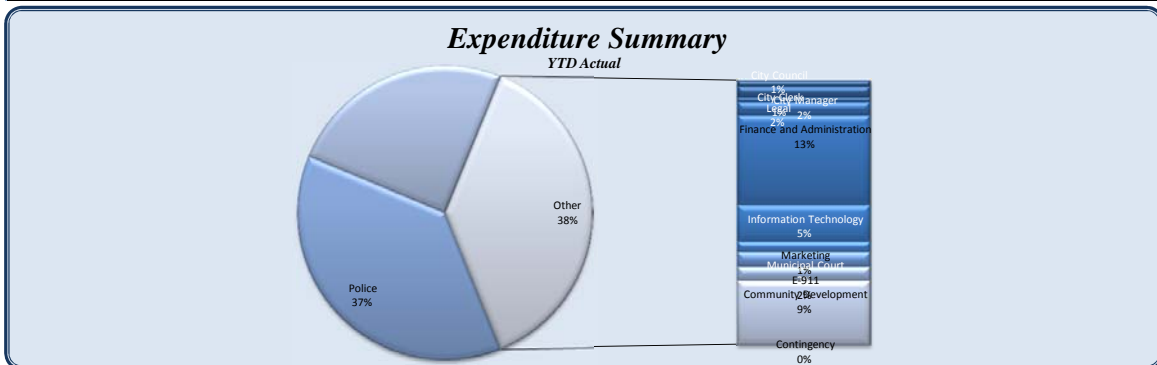
City of Dunwoody
YTD Statement of Revenues and
Expenses Through March 31, 2012

#K.1.

Revenues	Total Annual Budget	YTD Budget	YTD Actual	YTD Variance		Prior YTD Actual	Flux (Diff from Prior Year)
				(\$ '000)	(% of YTD Budget)		
Taxes	18,211,000	4,446,500	4,726,019	280	106%	4,597,766	128,253
Licenses & Permits	872,000	128,001	190,599	63	149%	144,018	46,581
Intergovernmental Revenues	525,000	-	3,500	4		32,800	(29,300)
Other Charges for Services	402,000	13,749	23,249	9	169%	20,497	2,752
Fines & Forfeitures	1,110,000	277,500	307,667	30	111%	256,782	50,885
Investment Income	5,000	1,251	2,593	1	207%	4,324	(1,730)
Contributions & Donations from Private Sources							
Sources	2,500	624	4,580	4	734%	8,035	(3,455)
Miscellaneous Revenue	94,000	23,499	65,429	42	278%	17,205	48,225
Other Financing Sources	-	-	-	-		-	-
Use of Prior Year Reserves	800,574	400,287	400,287	-	0%	-	-
Total Revenues	22,022,074	5,291,411	5,723,924	433	18	5,081,427	242,210



Expenditures	Total Annual Budget	YTD Budget	YTD Actual	Variance		Prior YTD Actual	Flux (Diff from Prior Year)
				(\$ '000)	(% of YTD Budget)		
City Council	198,277	41,127	38,332	3	93%	36,714	(1,618)
City Manager	327,083	82,686	73,617	9	89%	50,450	(23,167)
City Clerk	147,526	36,890	28,205	9	76%	29,419	1,214
Legal	457,552	114,889	87,205	28	76%	127,746	40,541
Finance and Administration	2,682,805	743,649	587,617	156	79%	720,029	132,412
Information Technology	561,731	247,917	238,349	10	96%	373,440	135,091
Marketing	288,907	75,818	68,709	7	91%	49,171	(19,538)
Municipal Court	403,794	118,519	96,104	22	81%	72,447	(23,656)
Police	5,782,984	1,895,036	1,721,407	174	91%	1,770,966	49,559
E-911	369,500	92,376	92,376	-	100%	-	(92,376)
Public Works (including Parks)	6,787,783	1,305,275	1,143,054	162	88%	1,111,723	(31,331)
Community Development	2,295,250	562,107	421,365	141	75%	510,585	89,220
Contingency	575,000	143,751	-	144	0%	-	-
Total Expenditures	20,878,192	5,460,040	4,596,339	864	84%	4,852,690	256,351



Total Revenues over/(under) Expenditure	1,143,882	(168,629)	727,298	895,927	228,737	498,562
--	------------------	------------------	----------------	----------------	----------------	----------------

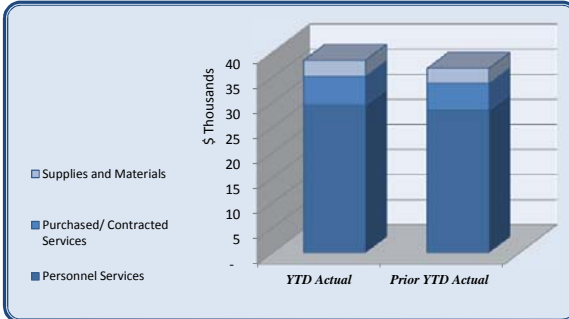
City of Dunwoody
YTD Statement of Revenues and
Expenses Through March 31, 2012

Revenues	Total Annual Budget	YTD Budget	YTD Actual	Variance		Prior YTD Actual	Flux (Diff from Prior Year)
				(\$ '000)	(% of YTD Budget)		
Real Property Tax	5,050,000	-	7,603	8		(13,222)	20,825
Personal Property Tax	360,000	-	376	0		-	376
Motor Vehicle	250,000	62,499	72,373	10	116%	67,826	4,548
Intangibles (Reg & Recording)	60,000	15,000	13,856	(1)	92%	24,675	(10,819)
Franchise Fees	3,400,000	2,725,000	3,051,086	326	112%	2,910,829	140,256
Homestead Option Sales Tax	2,600,000	-	-	-		-	-
Hotel/Motel Tax	1,123,000	280,749	285,961	5	102%	274,020	11,941
Alcoholic Beverage Excise Tax	560,000	140,001	146,236	6	104%	138,337	7,898
MVR Excise Tax	95,000	23,751	23,401	(0)	99%	22,949	452
Business & Occupation Tax	2,500,000	1,100,000	1,016,734	(83)	92%	1,085,239	(68,505)
Insurance Premium Tax	2,100,000	-	-	-		-	-
Financial Institutions Tax	95,000	95,000	106,973	12	113%	86,094	20,879
Penalties & int on delinq tax	3,000	750	-	(1)	0%	930	(930)
Pen & Int on delinq taxes-Business	15,000	3,750	1,420	(2)	38%	89	1,331
Taxes	18,211,000	4,446,500	4,726,019	280	106%	4,597,766	128,253
Alcoholic Beverage Licenses	360,000	-	40,804	41		11,165	29,639
Planning & Zoning Fees	12,000	3,000	6,355	3	212%	1,100	5,255
Bldg Structures & Equipment	500,000	125,001	142,171	17	114%	131,753	10,418
Soil Erosion	-	-	1,269	1		-	1,269
Tree Bank	-	-	-	-		-	-
Licenses & Permits	872,000	128,001	190,599	63	149%	144,018	46,581
Federal Grants	-	-	-	-		-	-
State Grants	525,000	-	-	-		32,800	(32,800)
Local Government Grants	-	-	3,500	4		-	3,500
Intergovernmental Revenues	525,000	-	3,500	4		32,800	(29,300)
Election Qualifying Fees	-	-	-	-		-	-
Special Police Services	10,000	2,499	3,710	1	148%	2,595	1,115
Fingerprinting Fee	5,000	1,251	1,809	1	145%	1,473	336
Public Safety-Other	36,000	9,000	11,905	3	132%	9,774	2,131
Special Assessments	20,000	-	13	0		(245)	258
Streetlight Fees	327,000	-	270	0		-	270
Recreation Program Fees	-	-	3,942	4		6,000	(2,058)
Pavilion Rentals	4,000	999	1,600	1	160%	900	700
NSF Fees	-	-	-	-		-	-
Other Charges for Services	402,000	13,749	23,249	9	169%	20,497	2,752
Municipal Court Fines & Forfeitures	1,100,000	275,001	307,667	33	112%	256,782	50,885
Cash Confiscation	10,000	2,499	-	(2)	0%	-	-
Fines & Forfeitures	1,110,000	277,500	307,667	30	111%	256,782	50,885
Interest Revenue	5,000	1,251	2,593	1	207%	4,324	(1,730)
Investment Income	5,000	1,251	2,593	1	207%	4,324	(1,730)
Contr & Don From Priv Sources	-	-	3,780	4		7,500	(3,720)
Explorer Donations	2,500	624	800	0	128%	535	265
Contributions & Donations from Private	2,500	624	4,580	4	734%	8,035	(3,455)
Rents & Royalties	79,000	19,749	15,954	(4)	81%	9,979	5,975
Reimb for damaged property	-	-	49,067	49		6,321	42,746
Other Charges For Services	15,000	3,750	408	(3)	11%	905	(497)
Miscellaneous Revenue	94,000	23,499	65,429	42	278%	17,205	48,225
Total Revenues	22,022,074	5,291,411	5,323,637	32	101%	5,081,427	242,210

City of Dunwoody
YTD Statement of Revenues and
Expenses Through March 31, 2012

#K.1.

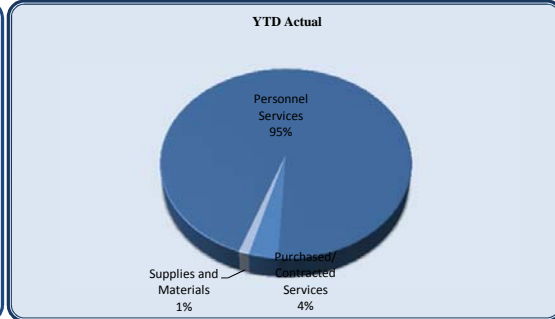
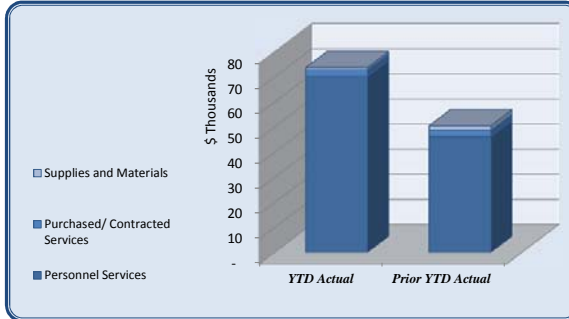
City Council	Total Annual	YTD Budget	YTD Actual	Variance	Prior YTD Actual	Flux
	Budget					
				(\$ '000)		
Personnel Services	116,277	29,384	29,369	0	100%	28,380 (989)
Purchased/ Contracted Services	66,500	6,877	5,750	1	84%	5,326 (424)
Supplies and Materials	15,500	4,866	3,213	2	66%	3,008 (205)
Total City Council	198,277	41,127	38,332	3	93%	36,714 (1,618)



City Council	Total Annual	YTD Budget	YTD Actual	Variance	Prior YTD Actual	Flux
	Budget					
				(\$ '000)		
Regular Salaries	88,000	22,000	22,000	0	100%	22,000 -
Group Insurance	21,545	5,700	5,798	(0)	102%	4,371 (1,427)
Social Security	5,456	1,365	1,273	0	93%	1,326 52
Medicare	1,276	319	298	0	93%	310 12
Unemployment Insurance	-	-	-	-	-	373 373
Personnel Services	116,277	29,384	29,369	0	100%	28,380 (989)
Professional Services	2,500	1,273	1,117	0	88%	1,050 (67)
Technical Services	500	126	103	0	81%	7 (96)
Property/Liability Insurance	45,000	-	-	-	-	- -
Communications	500	126	382	(0)	303%	495 113
Printing & Binding	2,000	1,100	1,011	0	92%	201 (810)
Travel	8,500	2,376	467	2	20%	292 (175)
Dues & Fees	500	126	650	(1)	516%	30 (620)
Education & Training	7,000	1,750	2,020	(0)	115%	3,251 1,231
Purchased/ Contracted Services	66,500	6,877	5,750	1	84%	5,326 (424)
Supplies	2,000	681	592	0	87%	716 124
Food	4,000	1,809	1,764	0	97%	2,057 294
Books & Periodicals	500	126	-	0	0%	- -
Small Equipment	9,000	2,250	857	1	38%	235 (622)
Supplies and Materials	15,500	4,866	3,213	2	66%	3,008 (205)
Total City Council	198,277	41,127	38,332	3	93%	36,714 (1,618)

City of Dunwoody
YTD Statement of Revenues and
Expenses Through March 31, 2012

City Manager	Total Annual	YTD Budget	YTD Actual	Variance		Prior YTD Actual	Flux (Diff from Prior Year)
	Budget			(% of YTD Budget)	(\$ '000)		
Personnel Services	304,538	76,139	70,206	6	92%	46,191	(24,014)
Purchased/ Contracted Services	17,245	4,963	2,515	2	51%	2,532	17
Supplies and Materials	5,300	1,584	896	1	57%	1,726	830
Total City Manager	327,083	82,686	73,617	9	89%	50,450	(23,167)

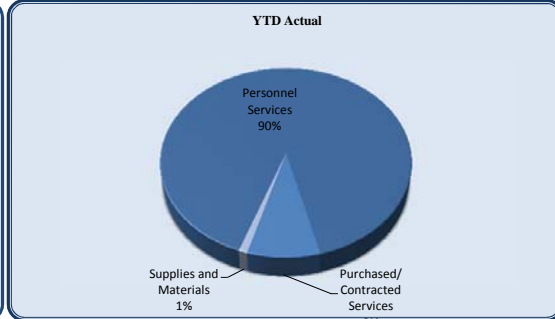
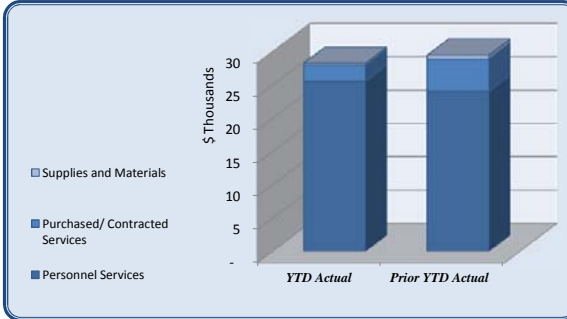


City Manager	Total Annual	YTD Budget	YTD Actual	Variance		Prior YTD Actual	Flux (Diff from Prior Year)
	Budget			(% of YTD Budget)	(\$ '000)		
Regular Salaries	230,871	57,718	56,782	1	98%	36,434	(20,348)
Employee Benefits	-	-	-	-	-	-	-
Group Insurance	33,091	8,274	5,726	3	69%	4,644	(1,083)
Medicare	3,342	837	794	0	95%	572	(222)
Retirement	36,604	9,151	6,904	2	75%	4,600	(2,304)
Unemployment Insurance	-	-	-	-	-	(58)	(58)
Workers' Compensation	630	159	-	0	0%	-	-
Personnel Services	304,538	76,139	70,206	6	92%	46,191	(24,014)
Professional Services	1,000	250	-	0	0%	35	35
Technical Services	-	-	-	-	-	-	-
Repairs & Maintenance	-	-	-	-	-	-	-
Communications	2,870	718	352	0	49%	774	421
Printing & Binding	800	201	-	0	0%	417	417
Travel	4,500	1,125	160	1	14%	44	(117)
Dues & Fees	5,075	1,469	863	1	59%	838	(25)
Education & Training	3,000	1,200	1,140	0	95%	425	(715)
Contract Labor	-	-	-	-	-	-	-
Purchased/ Contracted Services	17,245	4,963	2,515	2	51%	2,532	17
Supplies	3,000	750	254	0	34%	1,121	867
Gasoline	-	-	-	-	-	37	37
Food	1,000	250	321	(0)	128%	329	8
Books & Periodicals	300	75	-	0	0%	-	-
Small Equipment	1,000	509	321	0	63%	239	(82)
Supplies and Materials	5,300	1,584	896	1	57%	1,726	830
Total City Manager	327,083	82,686	73,617	9	89%	50,450	(23,167)

City of Dunwoody
YTD Statement of Revenues and
Expenses Through March 31, 2012

#K.1.

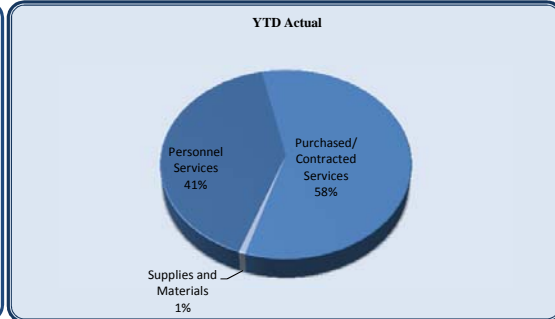
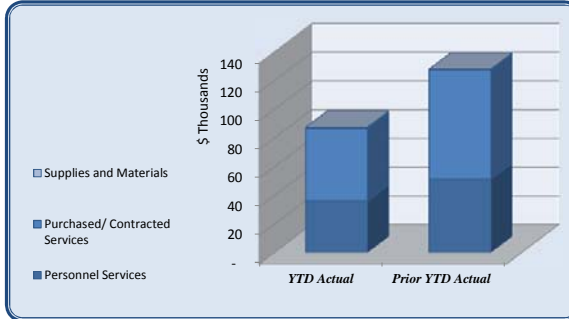
City Clerk	Total Annual	YTD Budget	YTD Actual	Variance	Prior YTD Actual	Flux
	Budget					
				(\$ '000)		
Personnel Services	107,576	26,896	25,504	1	95%	23,975 (1,530)
Purchased/ Contracted Services	35,950	8,993	2,416	7	27%	4,880 2,464
Supplies and Materials	4,000	1,001	284	1	28%	564 280
Total City Clerk	147,526	36,890	28,205	9	76%	29,419 1,214



City Clerk	Total Annual	YTD Budget	YTD Actual	Variance	Prior YTD Actual	Flux
	Budget					
				(\$ '000)		
Salaries	81,135	20,284	19,805	0	98%	19,228 (577)
Employee Benefits	-	-	-	-	-	- -
Group Insurance	11,847	2,962	2,465	0	83%	2,308 (157)
Medicare	1,174	294	268	0	91%	260 (8)
Retirement	13,105	3,277	2,967	0	91%	2,032 (934)
Unemployment Insurance	-	-	-	-	-	146 146
Workers' Compensation	315	79	-	0	0%	- -
Personnel Services	107,576	26,896	25,504	1	95%	23,975 (1,530)
Professional Services	25,000	6,250	1,108	5	18%	3,077 1,969
Technical Services	250	63	-	0	0%	- -
Communications	1,700	426	177	0	42%	498 321
Advertising	1,000	250	-	0	0%	192 192
Printing & Binding	500	126	-	0	0%	- -
Travel	3,500	876	114	1	13%	323 209
Dues & Fees	250	63	-	0	0%	- -
Education & Training	3,750	939	1,018	(0)	108%	790 (228)
Purchased/ Contracted Services	35,950	8,993	2,416	7	27%	4,880 2,464
Supplies	1,700	426	270	0	63%	554 284
Food	400	100	15	0	15%	10 (4)
Books & Periodicals	400	100	-	0	0%	- -
Small Equipment	1,500	375	-	0	0%	- -
Supplies and Materials	4,000	1,001	284	1	28%	564 280
Total City Clerk	147,526	36,890	28,205	9	76%	29,419 1,214

City of Dunwoody
YTD Statement of Revenues and
Expenses Through March 31, 2012

Legal	Total Annual	YTD Budget	YTD Actual	Variance	Prior YTD Actual	Flux	
	Budget						(% of YTD Budget)
				(\$ '000)			
Personnel Services	150,302	37,574	35,782	2	95%	50,977	15,195
Purchased/ Contracted Services	306,150	76,542	50,744	26	66%	76,182	25,439
Supplies and Materials	1,100	773	679	0	88%	586	(93)
Total Legal	457,552	114,889	87,205	28	76%	127,746	40,541

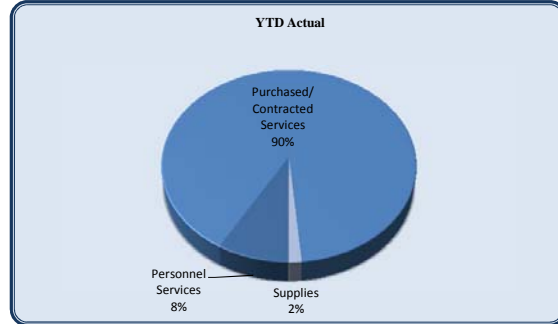


Legal	Total Annual	YTD Budget	YTD Actual	Variance	Prior YTD Actual	Flux	
	Budget						(% of YTD Budget)
				(\$ '000)			
Salaries	116,246	29,061	28,417	1	98%	41,851	13,434
Group Insurance	13,327	3,331	2,753	1	83%	4,065	1,312
Medicare	1,683	420	377	0	90%	555	178
Retirement	18,802	4,701	4,235	0	90%	4,411	176
Workers' Compensation	244	61	-	0	0%	-	-
Personnel Services	150,302	37,574	35,782	2	95%	50,977	15,195
Professional Services	295,000	73,752	49,671	24	67%	74,652	24,981
Technical Services	8,000	2,001	1,072	1	54%	1,530	458
Communications	100	25	0	0	2%	-	(0)
Printing & Binding	300	75	-	0	0%	-	-
Travel	1,250	313	-	0	0%	-	-
Dues & Fees	500	126	-	0	0%	-	-
Education & Training	1,000	250	-	0	0%	-	-
Purchased/ Contracted Services	306,150	76,542	50,744	26	66%	76,182	25,439
Supplies	600	273	179	0	66%	86	(93)
Food	500	500	500	-	100%	500	-
Supplies and Materials	1,100	773	679	0	88%	586	(93)
Total Legal	457,552	114,889	87,205	28	76%	127,746	40,541

City of Dunwoody
YTD Statement of Revenues and
Expenses Through March 31, 2012

#K.1.

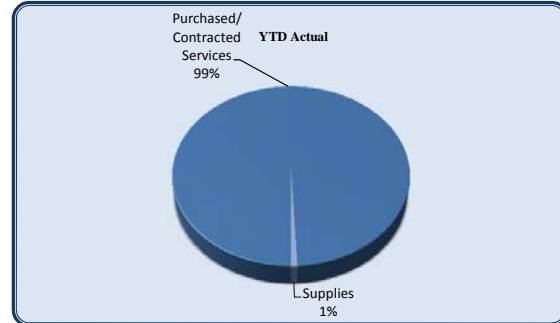
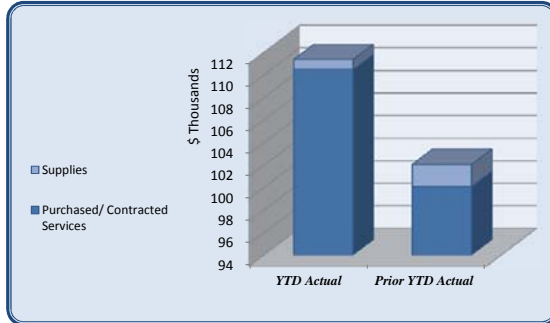
Finance and Administration	Total Annual Budget	YTD Budget	YTD Actual	Variance (\$ '000)	(% of YTD Budget)	Prior YTD Actual	Flux (Diff from Prior Year)
	Personnel Services	212,244	52,098	42,659	9	82%	39,803
Purchased/ Contracted Services	2,309,981	591,397	457,562	134	77%	589,144	131,582
Supplies	80,580	20,154	7,396	13	37%	11,082	3,686
Transfers Out	80,000	80,000	80,000	-	100%	80,000	-
Total Finance and Administration	2,682,805	743,649	587,617	156	79%	720,029	132,412



Finance and Administration	Total Annual Budget	YTD Budget	YTD Actual	Variance (\$ '000)	(% of YTD Budget)	Prior YTD Actual	Flux (Diff from Prior Year)
	Regular Salaries	124,250	29,769	29,770	(0)	100%	28,875
Group Insurance	16,779	4,195	3,778	0	90%	3,529	(249)
Medicare	1,800	477	390	0	82%	377	(14)
Retirement	20,100	5,328	4,534	1	85%	3,027	(1,507)
Unemployment Insurance	-	-	-	-	-	110	110
Workers' Compensation	315	79	-	0	0%	-	-
Other Employee Benefits	49,000	12,250	4,187	8	34%	3,886	(301)
Personnel Services	212,244	52,098	42,659	9	82%	39,803	(2,856)
Official/Admin Services-CGA	1,320,060	330,015	312,499	18	95%	415,785	103,286
Professional Services	178,140	73,086	25,538	48	35%	52,920	27,383
Technical Services	36,960	9,241	568	9	6%	700	132
Repairs & Maintenance	71,113	7,779	1,487	6	19%	1,170	(317)
Rentals	539,319	134,830	104,582	30	78%	110,105	5,523
Insurance	56,944	-	-	-	-	-	-
Communications	8,400	2,103	1,800	0	86%	903	(897)
Advertising	9,500	2,377	-	2	0%	411	411
Printing & Binding	10,400	2,603	2,764	(0)	106%	481	(2,282)
Travel	5,500	1,377	661	1	48%	1,117	455
Dues & Fees	15,545	13,461	460	13	3%	285	(175)
Education & Training	36,500	9,125	4,636	4	51%	3,550	(1,086)
Other Charges	21,600	5,400	2,567	3	48%	1,717	(850)
Purchased/ Contracted Services	2,309,981	591,397	457,562	134	77%	589,144	131,582
Supplies	19,500	4,879	3,310	2	68%	4,007	697
Electricity	23,000	5,751	3,319	2	58%	6,298	2,979
Diesel	10,000	2,500	-	3	0%	-	-
Food	14,280	3,570	777	3	22%	638	(139)
Books & Periodicals	2,000	504	(10)	1	-2%	-	10
Small Equipment	11,800	2,950	-	3	0%	140	-
Supplies	80,580	20,154	7,396	13	37%	11,082	3,686
Capital Outlays	-	-	-	-	-	-	-
Debt Service	-	-	-	-	-	-	-
Transfers to Debt Service Fund	80,000	80,000	80,000	-	100%	80,000	-
Transfers to Capital	-	-	-	-	-	-	-
Transfers Out	80,000	80,000	80,000	-	100%	80,000	-
Total Finance and Administration	2,682,805	743,649	587,617	156	79%	720,029	132,412

City of Dunwoody
YTD Statement of Revenues and
Expenses Through March 31, 2012

Information Technology	Total Annual Budget	YTD Budget	YTD Actual	Variance (\$ '000)	(% of YTD Budget)	Prior YTD Actual	Flux (Diff from Prior Year)
Purchased/ Contracted Services	400,164	110,791	110,467	0	100%	100,093	(10,374)
Supplies	17,567	10,126	882	9	9%	1,947	1,065
Total Information Technology	561,731	247,917	238,349	10	96%	373,440	135,091

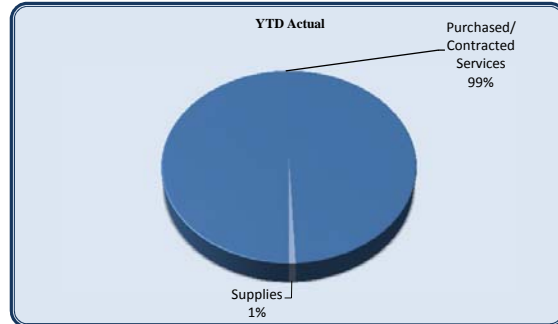
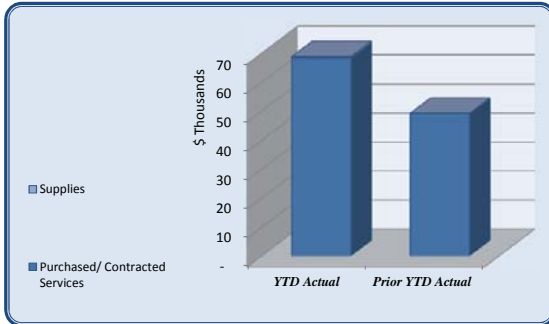


Information Technology	Total Annual Budget	YTD Budget	YTD Actual	Variance (\$ '000)	(% of YTD Budget)	Prior YTD Actual	Flux (Diff from Prior Year)
Official/Admin Svcs-CGA	316,134	79,035	79,033	0	100%	80,196	1,163
Technical Services	9,200	8,033	8,288	(0)	103%	-	(8,288)
Repairs & Maintenance	45,445	14,574	14,538	0	100%	13,327	(1,211)
Rentals	-	-	-	-	-	-	-
Communications	26,385	8,398	8,607	(0)	102%	6,570	(2,037)
Advertising	-	-	-	-	-	-	-
Printing & Binding	500	126	-	0	0%	-	-
Travel	-	-	-	-	-	-	-
Dues & Fees	-	-	-	-	-	-	-
Education & Training	2,500	625	-	1	0%	-	-
Other Charges	-	-	-	-	-	-	-
Purchased/ Contracted Services	400,164	110,791	110,467	0	100%	100,093	(10,374)
Supplies	500	126	84	0	67%	1,947	1,863
Food	-	-	-	-	-	-	-
Books & Periodicals	-	-	100	(0)	-	-	(100)
Small Equipment	17,067	10,000	698	9	7%	-	-
Supplies	17,567	10,126	882	9	9%	1,947	1,065
Machinery & Equipment	-	-	-	-	-	-	-
Capital Outlays	-	-	-	-	-	-	-
Transfers to Debt Service Fund	109,000	109,000	109,000	-	100%	125,400	16,400
Transfers to Capital	35,000	18,000	18,000	-	100%	146,000	128,000
Transfers Out	144,000	127,000	127,000	-	100%	271,400	144,400
Total Information Technology	561,731	247,917	238,349	10	96%	373,440	135,091

City of Dunwoody
YTD Statement of Revenues and
Expenses Through March 31, 2012

#K.1.

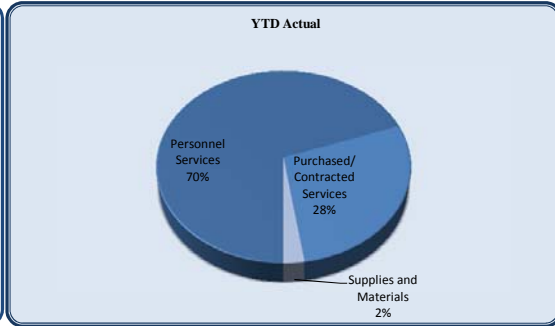
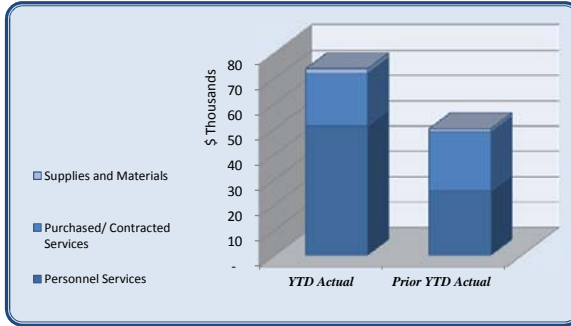
<i>Marketing</i>	Total Annual	YTD Budget	YTD Actual	Variance (\$ '000)	(% of YTD Budget)	Prior YTD Actual	Flux (Diff from Prior Year)
	Budget						
Purchased/ Contracted Services	278,907	73,316	68,187	5	93%	49,109	(19,078)
Supplies	10,000	2,502	522	2	21%	62	(461)
Total Marketing	288,907	75,818	68,709	7	91%	49,171	(19,538)



<i>Marketing</i>	Total Annual	YTD Budget	YTD Actual	Variance (\$ '000)	(% of YTD Budget)	Prior YTD Actual	Flux (Diff from Prior Year)
	Budget						
Official/Admin Services-CGA	182,175	45,544	45,544	0	100%	27,135	(18,409)
Professional Services	25,000	7,149	7,554	(0)	106%	12,655	5,101
Technical Services	3,732	3,622	3,600	0	99%	12	(3,588)
Rentals	-	-	-	-	-	-	-
Communications	3,000	750	159	1	21%	3,600	3,441
Advertising	48,000	12,000	11,040	1	92%	5,562	(5,478)
Printing & Binding	15,000	3,750	200	4	5%	-	(200)
Dues & Fees	2,000	501	90	0	18%	145	55
Purchased/ Contracted Services	278,907	73,316	68,187	5	93%	49,109	(19,078)
Supplies	8,000	2,001	522	1	26%	62	(461)
Food	2,000	501	-	1	0%	-	-
Books & Periodicals	-	-	-	-	-	-	-
Small Equipment	-	-	-	-	-	-	-
Supplies	10,000	2,502	522	2	21%	62	(461)
Total Marketing	288,907	75,818	68,709	7	91%	49,171	(19,538)

City of Dunwoody
YTD Statement of Revenues and
Expenses Through March 31, 2012

<i>Municipal Court</i>	Total Annual Budget	YTD Budget	YTD Actual	Variance	(% of YTD Budget)	Prior YTD Actual	Flux
				(\$ '000)			(Diff from Prior Year)
Personnel Services	237,744	59,442	51,124	8	86%	25,471	(25,653)
Purchased/ Contracted Services	135,500	34,191	20,718	13	61%	23,257	2,539
Supplies and Materials	8,050	2,386	1,760	1	74%	1,220	(541)
Other Financing Uses	22,500	22,500	22,501	(0)	100%	22,500	(1)
Total Municipal Court	403,794	118,519	96,104	22	81%	72,447	(23,656)

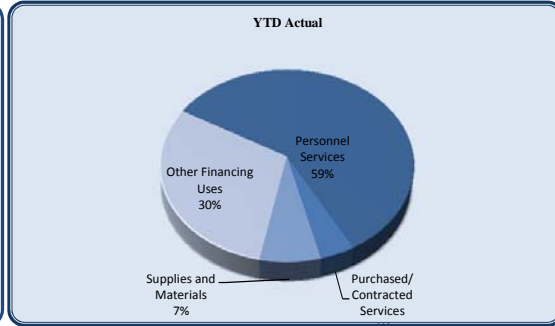
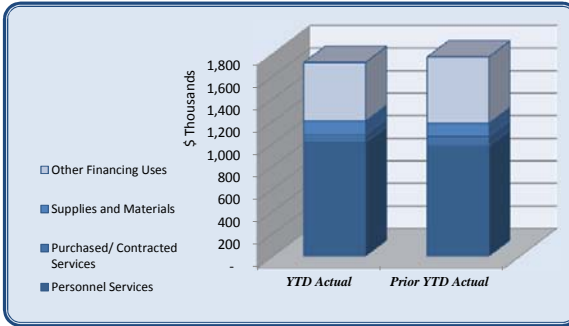


<i>Municipal Court</i>	Total Annual Budget	YTD Budget	YTD Actual	Variance	(% of YTD Budget)	Prior YTD Actual	Flux
				(\$ '000)			(Diff from Prior Year)
Salaries	173,570	43,395	41,511	2	96%	20,687	(20,824)
Group Insurance	33,633	8,410	4,516	4	54%	2,135	(2,381)
Medicare	2,426	607	518	0	85%	277	(241)
Retirement	27,099	6,775	4,579	2	68%	1,850	(2,730)
Unemployment Insurance	-	-	-	-	-	523	523
Workers' Compensation	1,016	255	-	0	0%	-	-
Personnel Services	237,744	59,442	51,124	8	86%	25,471	(25,653)
Professional Services	82,000	20,500	15,440	5	75%	14,140	(1,300)
Technical Services	20,500	5,125	2,443	3	48%	3,888	1,445
Repairs & Maintenance	13,000	3,250	763	2	23%	2,789	2,027
Rentals	4,000	1,000	761	0	76%	1,045	284
Communications	3,000	750	435	0	58%	473	38
Printing & Binding	500	126	-	0	0%	-	-
Travel	5,000	1,251	46	1	4%	247	200
Dues & Fees	1,000	250	35	0	14%	-	(35)
Education & Training	5,000	1,564	795	1	51%	675	(120)
Purchased/ Contracted Services	135,500	34,191	20,718	13	61%	23,257	2,539
Supplies	5,250	1,684	1,760	(0)	105%	830	(931)
Books & Periodicals	800	201	-	0	0%	390	390
Small Equipment	2,000	501	-	1	0%	-	-
Supplies and Materials	8,050	2,386	1,760	1	74%	1,220	(541)
Transfers to Debt Service Fund	22,500	22,500	22,500	-	100%	22,500	-
Cash over/short	-	-	1	(0)	-	-	(1)
Other Financing Uses	22,500	22,500	22,501	(0)	100%	22,500	(1)
Total Municipal Court	403,794	118,519	96,104	22	81%	72,447	(23,656)

City of Dunwoody
YTD Statement of Revenues and
Expenses Through March 31, 2012

#K.1.

Police	Total Annual	YTD Budget	YTD Actual	Variance (% of YTD (\$ '000) Budget)	Prior YTD Actual	Flux (Diff from Prior Year)	
	Budget						
	Personnel Services						4,342,859
Purchased/ Contracted Services	449,433	107,545	69,471	38	65%	82,143	12,673
Supplies and Materials	409,142	182,272	121,797	60	67%	119,594	(2,203)
Other Financing Uses	581,550	519,500	519,500	-	100%	587,900	68,400
Total Police	5,782,984	1,895,036	1,721,407	174	91%	1,770,966	49,559



Police	Total Annual	YTD Budget	YTD Actual	Variance (% of YTD (\$ '000) Budget)	Prior YTD Actual	Flux (Diff from Prior Year)	
	Budget						
	Regular Salaries						2,840,406
Overtime Salaries	277,647	69,412	56,541	13	81%	72,506	15,966
Total Salaries	3,118,053	779,515	750,185	29	96%	738,475	(11,709)

Employee Benefits	-	-	-	-	-	-	-
Group Insurance	627,657	156,915	129,047	28	82%	112,270	(16,777)
Medicare	43,905	10,977	9,794	1	89%	10,061	266
Retirement	459,204	114,801	100,369	14	87%	65,411	(34,958)
Tuition Reimbursement	-	-	-	-	-	-	-
Unemployment Insurance	-	-	-	-	-	7,894	7,894
Workers' Compensation	94,040	23,511	21,244	2	90%	47,217	25,973
Other Employee Benefits	-	-	-	-	-	-	-
Personnel Services	1,224,806	306,204	260,455	46	85%	242,853	(17,602)

Professional Services	16,000	5,799	5,031	1	87%	4,501	(531)
Technical Services	26,400	6,600	4,980	2	75%	16,130	11,150
Cleaning Services	-	-	-	-	-	-	-
Repairs & Maintenance	212,819	53,205	22,717	30	43%	25,279	2,562
Rentals	13,900	3,475	3,844	(0)	111%	2,571	(1,273)
Insurance	36,266	-	-	-	-	-	-
Claims	-	-	-	-	-	-	-
Communications	61,600	15,400	14,284	1	93%	14,543	259
Advertising	2,500	625	-	1	0%	-	-
Printing & Binding	4,000	1,000	47	1	5%	-	(47)
Travel	37,760	9,441	5,310	4	56%	6,674	1,365
Dues & Fees	10,288	3,000	3,355	(0)	112%	3,423	69
Education & Training	27,900	9,000	9,904	(1)	110%	9,022	(882)
Other Purchased Services-Other	-	-	-	-	-	-	-
Purchased/ Contracted Services	449,433	107,545	69,471	38	65%	82,143	12,673

Supplies	35,620	18,000	16,442	2	91%	35,798	19,356
Supplies-Explorer Program	6,000	1,500	50	1	3%	-	(50)
Supplies-Ammunition	24,600	6,150	2,679	3	44%	-	(2,679)
Supplies-Uniforms	29,900	7,475	5,025	2	67%	-	(5,025)
Gasoline	210,000	52,500	56,673	(4)	108%	40,816	(15,857)
Food	6,000	1,500	3,413	(2)	228%	293	(3,121)
Books & Periodicals	2,500	625	136	0	22%	179	43
Cash Over & Short	-	-	30	(0)	-	10	(20)
Small Equipment	94,522	94,522	37,348	57	40%	42,498	5,150
Supplies and Materials	409,142	182,272	121,797	60	67%	119,594	(2,203)

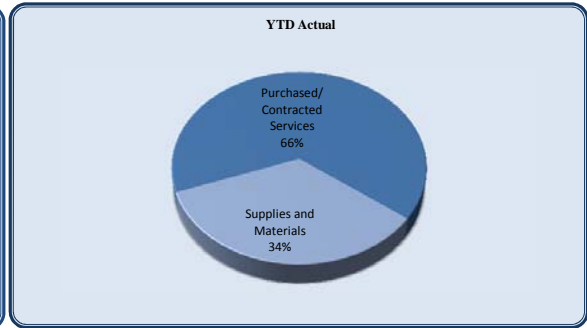
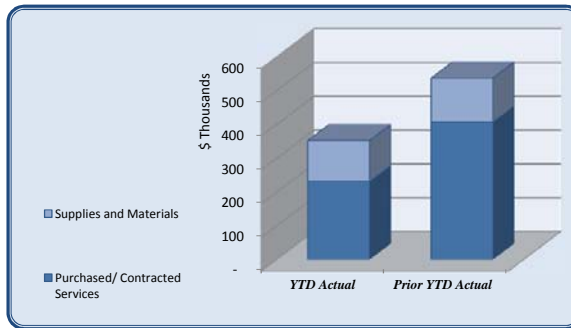
Transfers to Debt Service Fund	469,500	469,500	469,500	-	100%	562,100	92,600
Transfers to Capital Fund	112,050	50,000	50,000	-	100%	25,800	(24,200)
Other Financing Uses	581,550	519,500	519,500	-	100%	587,900	68,400

Total Police	5,782,984	1,895,036	1,721,407	174	91%	1,770,966	49,559
---------------------	------------------	------------------	------------------	------------	------------	------------------	---------------

City of Dunwoody
YTD Statement of Revenues and
Expenses Through March 31, 2012

<i>E-911</i>	Total Annual	YTD Budget	YTD Actual	Variance		Prior YTD Actual	Flux
	Budget			(\$ '000)			
Transfers to E-911 Fund	369,500	92,376	92,376	-	100%	-	(92,376)
Total E-911	369,500	92,376	92,376	-	100%	-	(92,376)

<i>Public Works</i>	Total Annual	YTD Budget	YTD Actual	Variance		Prior YTD Actual	Flux
	Budget			(\$ '000)			
Purchased/ Contracted Services	1,330,259	332,572	230,799	102	69%	407,137	183,338
Supplies and Materials	516,750	129,190	120,730	8	93%	129,561	8,831
Transfers to Capital Fund	2,725,000	100,000	100,000	-	100%	195,000	95,000
Total Public Works	4,572,009	561,762	451,528	110	80%	731,698	280,169

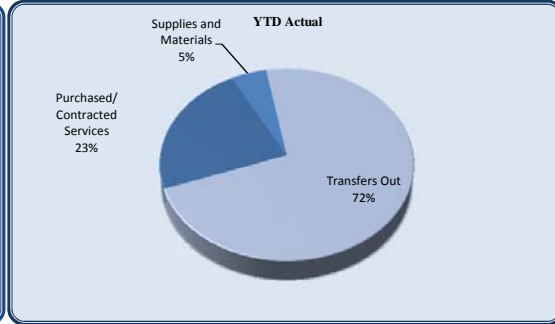
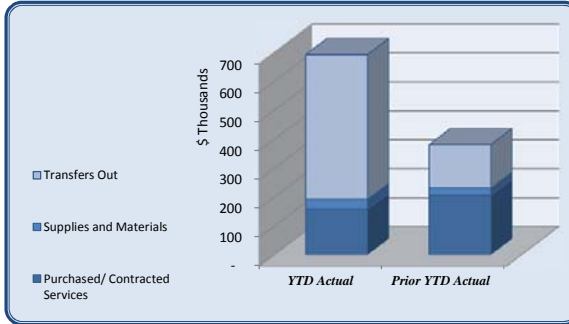


<i>Public Works</i>	Total Annual	YTD Budget	YTD Actual	Variance		Prior YTD Actual	Flux
	Budget			(\$ '000)			
Professional Services	50,000	12,501	-	13	0%	32,300	32,300
Professional Services-Lowe	280,000	70,000	71,500	(1)	102%	162,884	91,384
Professional Services-Legal	-	-	-	-	-	-	-
Tree Fund Expenses	-	-	-	-	-	-	-
Professional Services	-	-	-	-	-	-	-
Technical Services	-	-	40,500	(41)	-	-	(40,500)
Repairs & Maintenance	23,300	5,826	7,000	(1)	120%	-	(7,000)
R&M - Signs	-	-	-	-	-	-	-
R&M - Storm Damage Removal	35,000	8,751	-	9	0%	29,914	29,914
R&M - Street Maintenance	650,734	162,684	58,530	104	36%	56,453	(2,077)
R&M - Traffic Signals	200,725	50,182	47,577	3	95%	118,899	71,322
R&M - Curb Replacement	-	-	-	-	-	-	-
R&M - Right of Way Maint	80,000	20,001	4,995	15	25%	2,275	(2,720)
Rentals	-	-	-	-	-	-	-
Claims	5,000	1,251	-	1	0%	1,450	1,450
Communications	500	126	8	0	6%	43	35
Advertising	4,000	1,000	148	1	15%	2,322	2,174
Printing & Binding	1,000	250	534	(0)	214%	586	53
Travel	-	-	6	(0)	-	11	5
Purchased/ Contracted Services	1,330,259	332,572	230,799	102	69%	407,137	183,338
Supplies-Office	1,000	250	71	0	28%	-	(71)
Supplies-Road Materials	50,000	12,501	11,423	1	91%	17,690	6,267
Electricity	465,000	116,250	109,235	7	94%	111,871	2,636
Books & Periodicals	500	126	-	0	0%	-	-
Small Equipment	250	63	-	0	0%	-	-
Supplies and Materials	516,750	129,190	120,730	8	93%	129,561	8,831
Operating Transfers Out	-	-	-	-	-	90,000	90,000
Transfers to Capital Fund	2,725,000	100,000	100,000	-	100%	105,000	5,000
Transfers to Capital Fund	2,725,000	100,000	100,000	-	100%	195,000	95,000
Total Public Works	4,572,009	561,762	451,528	110	80%	731,698	280,169

City of Dunwoody
YTD Statement of Revenues and
Expenses Through March 31, 2012

#K.1.

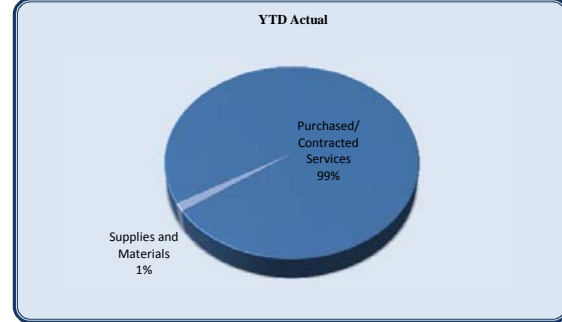
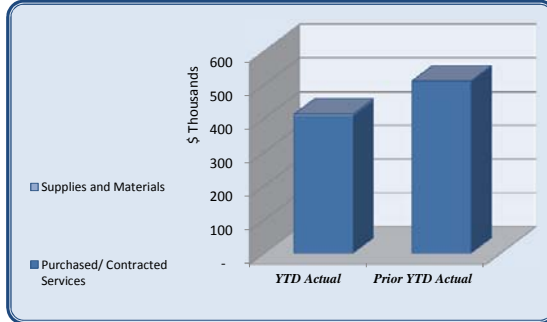
Parks and Recreation							
	Total Annual Budget	YTD Budget	YTD Actual	Variance	Prior YTD Actual	Flux	
				(% of YTD Budget)		(Diff from Prior Year)	
				(\$ '000)			
Purchased/ Contracted Services	777,000	189,976	156,825	33	83%	205,033	48,209
Supplies and Materials	213,000	53,250	34,414	19	65%	24,992	(9,422)
Transfers Out	1,225,774	500,287	500,287	-	100%	150,000	(350,287)
Total Parks and Recreation	2,215,774	743,513	691,525	52	93%	380,025	(311,500)



Parks and Recreation							
	Total Annual Budget	YTD Budget	YTD Actual	Variance	Prior YTD Actual	Flux	
				(% of YTD Budget)		(Diff from Prior Year)	
				(\$ '000)			
Professional Services	3,500	876	14,513	(14)	1657%	78,650	64,138
Professional Services-Lowe	150,000	37,500	36,000	2	96%	36,000	-
Technical Services	5,000	5,000	5,005	(0)	100%	3,781	(1,224)
R&M-Parks	586,000	146,500	100,770	46	69%	68,868	(31,902)
Property/Liability Insurance	32,100	-	-	-	-	17,735	17,735
Communications	-	-	138	(0)	-	224	86
Advertising	-	-	-	-	-	-	-
Printing & Binding	-	-	-	-	-	-	-
Dues & Fees	400	100	400	(0)	400%	400	-
Purchased/ Contracted Services	777,000	189,976	156,825	33	83%	205,033	48,209
Supplies	65,000	16,250	4,366	12	27%	5,800	1,433
Utilities	138,000	34,500	21,048	13	61%	19,192	(1,856)
Food	-	-	-	-	-	-	-
Small Equipment	10,000	2,500	8,999	(6)	360%	-	(8,999)
Supplies and Materials	213,000	53,250	34,414	19	65%	24,992	(9,422)
Transfers to Debt Service Fund	800,574	400,287	400,287	-	100%	150,000	(250,287)
Transfers to Capital Fund	425,200	100,000	100,000	-	100%	-	(100,000)
Transfers Out	1,225,774	500,287	500,287	-	100%	150,000	(350,287)
Total Parks and Recreation	2,215,774	743,513	691,525	52	93%	380,025	(311,500)

City of Dunwoody
YTD Statement of Revenues and
Expenses Through March 31, 2012

<i>Community Development</i>	Total Annual Budget	YTD Budget	YTD Actual	Variance (\$ '000)	(% of YTD Budget)	Prior YTD Actual	Flux (Diff from Prior Year)
Purchased/ Contracted Services	2,181,750	545,440	406,199	139	74%	509,118	102,919
Supplies and Materials	18,500	7,167	5,666	2	79%	1,467	(4,199)
Transfers to Capital Fund	95,000	9,500	9,500	-	100%	-	(9,500)
Total Community Development	2,295,250	562,107	421,365	141	75%	510,585	89,220



<i>Community Development</i>	Total Annual Budget	YTD Budget	YTD Actual	Variance (\$ '000)	(% of YTD Budget)	Prior YTD Actual	Flux (Diff from Prior Year)
Professional Services	360,000	90,000	22,457	68	25%	71,176	48,719
Professional Services-Clark Patterson Lee	1,516,000	379,000	375,500	4	99%	428,050	52,550
Technical Services	172,000	43,000	3,625	39	8%	5,740	2,115
Repairs & Maintenance	59,000	14,751	-	15	0%	-	-
Rentals	-	-	1,364	(1)	-	953	(412)
Insurance Claims	-	-	128	(0)	-	-	(128)
Communications	4,500	1,125	111	1	10%	239	128
Advertising	51,000	12,750	1,841	11	14%	1,546	(294)
Printing & Binding	5,500	1,375	587	1	43%	395	(192)
Travel	7,000	1,750	7	2	0%	400	393
Dues & Fees	2,250	564	578	(0)	102%	290	(288)
Education & Training	4,500	1,125	-	1	0%	329	329
Other Purchased Services-Other	-	-	-	-	-	-	-
Purchased/ Contracted Services	2,181,750	545,440	406,199	139	74%	509,118	102,919
Supplies	11,500	5,416	5,538	(0)	102%	1,279	(4,259)
Food	1,000	250	128	0	51%	188	60
Books & Periodicals	2,500	625	-	1	0%	-	-
Small Equipment	3,500	876	-	1	0%	-	-
Supplies and Materials	18,500	7,167	5,666	2	79%	1,467	(4,199)
Machinery & Equipment	-	-	-	-	-	-	-
Transfers to Capital Fund	95,000	9,500	9,500	-	100%	-	(9,500)
Transfers to Capital Fund	95,000	9,500	9,500	-	100%	-	(9,500)
Total Community Development	2,295,250	562,107	421,365	141	75%	510,585	89,220

<i>Contingency</i>	Total Annual Budget	YTD Budget	YTD Actual	Variance (\$ '000)	(% of YTD Budget)	Prior YTD Actual	Flux (Diff from Prior Year)
Contingency	575,000	143,751	-	144	0%	-	-
Total Contingency	575,000	143,751	-	144	0%	-	-
Total General Fund Expenditures	17,344,749	4,392,656	3,701,663	691	84%	3,710,049	8,386
Total Revenues over/(under) Expenditure	4,677,325	898,755	1,621,974	-	180%	1,371,378	250,596

City of Dunwoody
YTD Statement of Revenues and
Expenses Through March 31, 2012

#K.1.

<i>E911 Fund</i>	Total Annual Budget	YTD Budget	YTD Actual	Variance	Prior YTD Actual	Flux
				(\$ '000)	(% of YTD Budget)	(Diff from Prior Year)
Revenues						
E911 Revenue	775,000	193,750	210,315	17	109%	- (210,315)
Transfers In	369,500	92,375	92,376	0	100%	- (92,376)
Total Revenues	1,144,500	286,125	302,691	17	106%	- (302,691)
Expenditures						
Machinery & Equipment	7,500	1,875	-	2	0%	- -
Intergovernmental-E911 (Chatcomm)	1,075,000	268,750	268,750	0	100%	- (268,750)
Transfers Out-Debt	62,000	-	-	-		- -
Total Expenditures	1,144,500	270,625	268,750	2	99%	- (268,750)
Total Revenues over/(under) Expenditures	-	15,500	33,941	18	219%	- (33,941)

#K.1.

City of Dunwoody
YTD Statement of Revenues and
Expenses Through March 31, 2012

<i>Hotel Excise Tax Fund</i>	Total Annual Budget	YTD Budget	YTD Actual	Variance		Prior YTD Actual	Flux
					(\$ '000)	(% of YTD Budget)	(Difference from Prior Year)
Revenues							
Hotel/Motel Tax	1,700,000	425,000	476,601	52		112%	469,909 (6,692)
Interest Revenue	-	-	11	0			39 28
Total Revenues	1,700,000	425,000	476,612	52		112%	469,948 (6,664)
Expenditures							
Professional Services	-	-	-	-			- -
Transfers to General Fund	1,020,000	255,000	285,961	(31)		112%	281,993 (3,968)
Transfers to Component Unit - CVBD	680,000	170,000	190,640	(21)		112%	187,964 (2,677)
Total Expenditures	1,700,000	425,000	476,601	(52)		112%	469,956 (6,645)
Total Revenues over/(under) Expenditures	-	-	11	0			(9) (20)

City of Dunwoody
YTD Statement of Revenues and
Expenses Through March 31, 2012

#K.1.

<i>Motor Vehicle Rental Excise Tax Fund</i>	Total Annual Budget	YTD Budget	YTD Actual	Variance		Prior YTD Actual	Flux
					(\$ '000)	(% of YTD Budget)	(Difference from Prior Year)
Revenues							
MV Rental Excise Tax	100,000	25,000	23,401	(2)		94%	22,949 (452)
Total Revenues	100,000	25,000	23,401	(2)		94%	22,949 (452)
Expenditures							
Transfers to General Fund	100,000	25,000	23,401	2		94%	22,949 (452)
Total Expenditures	100,000	25,000	23,401	2		94%	22,949 (452)
Total Revenues over/(under) Expenditures	-	-	-	-			-

City of Dunwoody
YTD Statement of Revenues and
Expenses Through March 31, 2012

<i>Capital Projects Fund</i>	Total Annual Budget	YTD Budget	YTD Actual	Variance		Prior YTD Actual	Flux
Revenues				(\$ '000)	(% of YTD Budget)		(Difference from Prior Year)
MARTA Capital Funds	-	-	-	-		-	-
Interest Revenue	-	-	5,939	6		336	(5,603)
Operating Transfer In - General Fund	3,392,250	277,500	277,500	-	100%	516,800	239,300
GMA Lease Proceeds - PVC Farms	-	-	-	-		-	-
Total Revenues	3,392,250	277,500	283,439	6	102%	517,136	233,697
Expenditures							
Machinery & Equipment	-	-	-	-		14,694	14,694
City Clerk	-	-	-	-		14,694	14,694
Repairs and Maintenance	-	-	7,007	(7)		-	(7,007)
Machinery & Equipment	35,000	8,750	(12)	9	0%	-	12
Information Technology	35,000	8,750	6,995	2	80%	-	(6,995)
Supplies	-	-	-	-		-	-
Buildings	-	-	-	-		-	-
Machinery & Equipment	-	-	-	-		114,081	114,081
Facilities	-	-	-	-		114,081	114,081
Technical Services	-	-	-	-		-	-
Small Equipment	20,300	-	6,654	(7)		-	(6,654)
Machinery & Equipment	91,750	22,938	17,655	5	77%	50,063	32,408
Police Department	112,050	22,938	24,309	(1)	106%	50,063	25,754
Professional Services	-	-	-	-		-	-
Repairs & Maintenance	1,720,000	430,000	-	430	0%	-	-
Supplies	-	-	11,285	(11)		7,698	(3,587)
Professional Services	30,000	30,000	35,503	(6)	118%	-	(35,503)
Small Equipment	-	-	-	-		-	-
Infrastructure	975,000	243,750	144,151	100	59%	137,381	(6,770)
Public Works	2,725,000	703,750	190,939	513	27%	145,079	(45,860)
Professional Services	-	-	9,200	(9)		-	(9,200)
Sites	-	-	2,650	(3)		254,717	252,067
Machinery & Equipment	-	-	5,616	(6)		-	(5,616)
Parks	425,200	106,300	18,043	88	17%	256,517	238,474
Total Expenditures	3,297,250	841,738	240,285	601	29%	565,739	325,454
Total Revenues over/(under) Expenditures	95,000	(564,238)	43,154	607	-8%	(48,603)	(91,757)

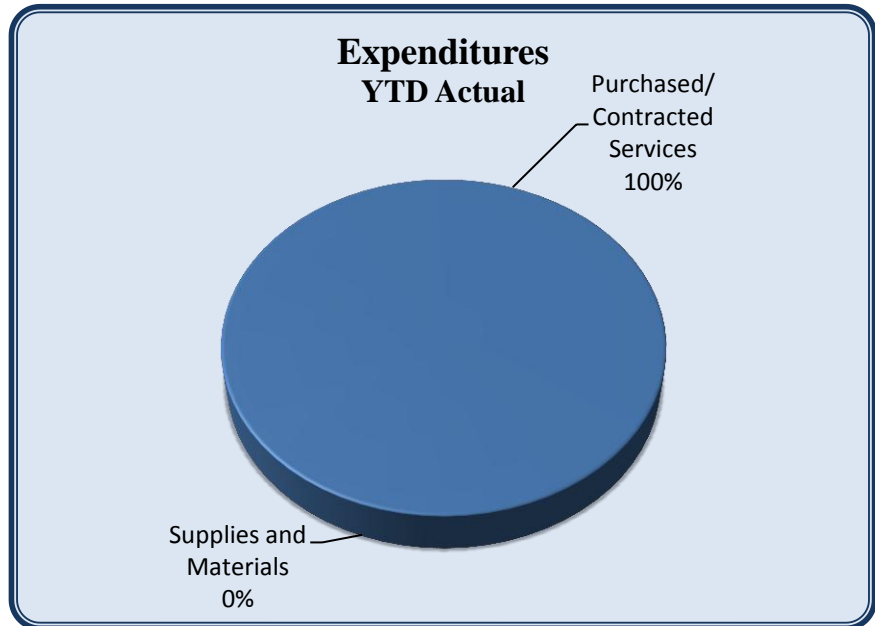
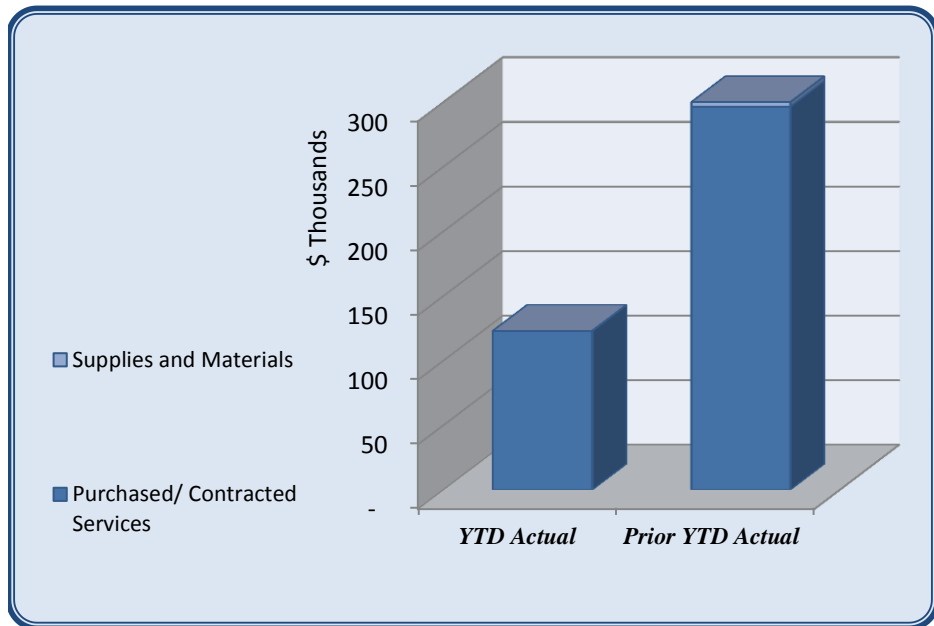
City of Dunwoody
YTD Statement of Revenues and
Expenses Through March 31, 2012

#K.1.

<i>Debt Service Fund</i>	Total Annual Budget	YTD Budget	YTD Actual	Variance		Prior YTD Actual	Flux
				(\$ '000)	(% of YTD Budget)		(Difference from Prior Year)
Revenues							
Interest Revenue	-	-	(157)	(0)		18	176
Transfers from General Fund	1,503,574	763,257	1,081,287	318	142%	790,000	(291,287)
Residual Equity Transfer In	-	-	-	-		-	-
Total Revenues	1,503,574	763,257	1,081,130	318	142%	790,018	(291,111)
Expenditures							
Lease Principal	1,400,559	1,009,223	965,741	43	96%	630,997	(334,743)
Lease Interest	165,015	145,347	143,161	2	98%	77,617	(65,544)
Total Expenditures	1,565,574	1,154,570	1,108,902	46	96%	708,614	(400,287)
Total Revenues over/(under) Expenditures	(62,000)	(391,313)	(27,772)	364	7%	81,404	109,176

City of Dunwoody
YTD Statement of Revenues and
Expenses Through March 31, 2012

<i>Stormwater fund</i>	Total Annual Budget	YTD Budget	YTD Actual	Variance (\$ '000)	(% of YTD Budget)	Prior YTD Actual	Flux (Difference from Prior Year)
Revenues							
State Grants-Stormwater	-	-	-	-	-	-	-
Stormwater Utility Charges	1,511,801	-	3,588	4		-	(3,588)
Interest Revenue	500	125	445	0	356%	637	193
Donated Infrastructure	-	-	-	-		-	-
Residual Equity Transfer In	-	-	-	-		-	-
Use of Prior Year Reserves	-	-	-	-		-	-
Total Revenues	1,512,301	125	4,033	4	3226%	637	(3,396)
Expenditures							
Professional Services	-	-	1,373	(1)		74,608	73,236
Professional Services-Stormwater	240,000	60,000	30,000	30	50%	57,188	27,188
Repairs & Maintenance	785,000	196,250	89,232	107	45%	158,571	69,339
Rep & Maint-Riprap Program	15,000	3,750	2,410	1	64%	6,314	3,904
Printing & Binding	1,000	250	-	0	0%	-	-
Dues & Fees	500	125	-	0	0%	-	-
Licenses	-	-	-	-		-	-
Purchased/ Contracted Services	1,041,500	260,375	123,015	137	47%	296,681	173,666
Supplies	26,300	6,575	-	7	0%	3,309	3,309
Books & Periodicals	500	125	-	0	0%	-	-
Small Equipment	150	38	-	0	0%	-	-
Supplies and Materials	26,950	6,738	-	7	0%	3,309	3,309
Machinery & Equipment	-	-	-	-		-	-
Capital Outlay	-	-	-	-	-	-	-
Capital Contingency	150,000	37,500	-	38	0%	-	-
Contingency	150,000	37,500	-	38	0%	-	-
Depreciation	-	-	-	-	-	-	-
Total Expenditures	1,218,450	304,613	123,015	182	40%	299,990	176,975
Total Revenues over/(under) Expenditures	293,851	(304,488)	(118,982)	186	39%	(299,353)	(180,370)



FORMAL SOLICITATION REPORT

4/13/2012

Solicitation Name	Release Date	Bid Due Date	User Department	Term/Value	SCOPE/SERVICE and REASON
On The Street					
RFP 12-04 Brook Run Park Multi Use Trail	3/8/12	4/18/12	Parks & Rec	One Time / \$200K	Design & Construction of the multi-use paved trail at Brook Run Park consisting of paved surfaces in upland areas & boardwalk in wetland areas.
RFP 12-05 Design of an Intersection Improvement for Womack Road at Vermack Road	3/16/12	4/19/12	Public Works	Work to begin 6/1/12, \$100K	Design of an intersection improvement for Womack Road at Vermack Road.
ITB 12-06 Full Depth Reclamation and Paving	4/2/12	4/27/12	Public Works	\$400K	Reconstruction of Leisure Valley Drive and full depth reclamation and paving.
ITB 12-07 2012 Capital Paving	4/6/12	5/7/12	Public Works	\$1.1M	2012 Capital Paving Scope
ITB 12-08 Mt. Vernon Road and Chamblee Dunwoody Road Bike Lane Improvement	4/11/12	5/9/12	Public Works	\$350K	Mt. Vernon Road and Chamblee Dunwoody Road Bike Lane Improvements
POST OPENING					
SERVICE/TYPE	Opened	Council Award Date	User Department	Term/Value	Comments
ITB 12-30 Stormwater Infrastructure Project	2/13/12	2/13/12	Public Works	One Time \$140,140	Awarded to Blount Construction Inc. Notice to Proceed sent 4/12/12
RFP 12-01 Standby Stormwater System Repairs	1/26/12	1/26/12	Public Works	Unit Price 1 year Contract	Stand by contract with no minimum or maximum guarantee of work on an as needed basis. Awarded to IWPC, Southern Premier Contractors & Georgia Development Partners.
RFP 12-02 Sidewalk Design - Multiple Locations	3/2/12	3/26/12	Public Works	One Time \$64,450	Awarded to The LPA Group Inc. Notice to Proceed 4/12/12
RFQ 11-50 Urban Canopy Inventory and Assessment	12/9/11	Jan 2012	Community Development	One Time/\$50k	Awarded to Arborguard, Notice to Proceed sent 3/15/2012
RFP 12-03 GIS Web Data Viewer	3/15/12	n/a	Community Development	One Time \$22,458	Awarded to Geographic Information Services, Inc. Notice to Proceed sent 4/13/12

-29-

VENDOR SET: 01 City of Dunwoody, GA

BANK #K.1.01 Suntrust Concentration

DATE RANGE: 3/01/2012 THRU 3/31/2012

VENDOR I.D.	NAME	STATUS	CHECK DATE	AMOUNT	DISCOUNT	CHECK NO	CHECK STATUS	CHECK AMOUNT
001145	ETS Corporation							
I-February 2012	ETS Corporation	D	3/01/2012			000000		
100 1516.523900.00	Merchant Services		ETS Corporation	1,200.16				1,200.16

* * T O T A L S * *		NO	INVOICE AMOUNT	DISCOUNTS	CHECK AMOUNT
REGULAR CHECKS:		0	0.00	0.00	0.00
HAND CHECKS:		0	0.00	0.00	0.00
DRAFTS:		1	0.00	0.00	1,200.16
EFT:		0	0.00	0.00	0.00
NON CHECKS:		0	0.00	0.00	0.00
VOID CHECKS:	0 VOID DEBITS		0.00		
	VOID CREDITS		0.00	0.00	

TOTAL ERRORS: 0

** G/L ACCOUNT TOTALS **

G/L ACCOUNT	NAME	AMOUNT
100 1516.523900.00	Merchant Services	1,200.16
	*** FUND TOTAL ***	1,200.16

VENDOR SET: 01	BANK: 01	TOTALS:	1	1,200.16CR	0.00	1,200.16
BANK: 01	TOTALS:		1	1,200.16CR	0.00	1,200.16

VENDOR SET: 01 City of Dunwoody, GA
 BANK: 02 Suntrust Payroll Account
 DATE RANGE: 3/01/2012 THRU 3/31/2012

#K.1.

VENDOR I.D.	NAME	STATUS	CHECK DATE	AMOUNT	DISCOUNT	CHECK NO	CHECK STATUS	CHECK AMOUNT
000022	ADP							
I-176684	ADP	D	3/09/2012			000000		
100 1512.521200.00	Professional Services	ADP		699.10				699.10
000022	ADP							
I-188713	ADP	D	3/23/2012			000000		
100 1512.521200.00	Professional Services	ADP		724.30				724.30

* * T O T A L S * *	NO	INVOICE AMOUNT	DISCOUNTS	CHECK AMOUNT
REGULAR CHECKS:	0	0.00	0.00	0.00
HAND CHECKS:	0	0.00	0.00	0.00
DRAFTS:	2	0.00	0.00	1,423.40
EFT:	0	0.00	0.00	0.00
NON CHECKS:	0	0.00	0.00	0.00
VOID CHECKS:	0	VOID DEBITS 0.00		
		VOID CREDITS 0.00	0.00	0.00

TOTAL ERRORS: 0

** G/L ACCOUNT TOTALS **

G/L ACCOUNT	NAME	AMOUNT
100 1512.521200.00	Professional Services	1,423.40
	*** FUND TOTAL ***	1,423.40

VENDOR SET: 01	BANK: 02	TOTALS:	2	1,423.40CR	0.00	1,423.40
BANK: 02		TOTALS:	2	1,423.40CR	0.00	1,423.40

VENDOR SET: 01 City of Dunwoody, GA
 BANK #K.1.03 Suntrust Disbursement Acc
 DATE RANGE: 3/01/2012 THRU 3/31/2012

VENDOR I.D.	NAME	STATUS	CHECK DATE	AMOUNT	DISCOUNT	CHECK NO	CHECK STATUS	CHECK AMOUNT
000025	Clark Patterson Lee							
I-2 2012	Clark Patterson Lee	D	3/09/2012			000000		
100 7000.521200.07	Prof Svcs-Clark Patterson Lee	Clark Patterson Lee		125,166.66				125,166.66
000029	Low Engineers							
I-13362	Low Engineers	D	3/09/2012			000000		
100 4100.521200.05	Prof Svcs-Lowe	Low Engineers		23,833.33				
100 6200.521200.05	Prof Svcs-Lowe	Low Engineers		12,000.00				
560 4320.521200.09	Prof Svcs-Stormwater	Low Engineers		10,000.00				45,833.33
000073	JAT Consulting Services, Inc							
I-2 2012	JAT Consulting Services, Inc	D	3/09/2012			000000		
100 1511.521100.00	Official/Admin Svcs	JAT Consulting Servi		104,166.42				104,166.42
000137	Medcom Services, Inc							
I-03.04.2012	Medcom Services, Inc	D	3/04/2012			000000		
100 0000.121300.16	Flex Spending Ded Payable	Medcom Services, Inc		521.21				521.21
000137	Medcom Services, Inc							
I-02.05.2012	Medcom Services, Inc	D	3/05/2012			000000		
100 0000.121300.16	Flex Spending Ded Payable	Medcom Services, Inc		754.99				754.99
000137	Medcom Services, Inc							
I-03.11.2012	Medcom Services, Inc	D	3/11/2012			000000		
100 0000.121300.16	Flex Spending Ded Payable	Medcom Services, Inc		551.17				551.17
000137	Medcom Services, Inc							
I-02.12.2012	Medcom Services, Inc	D	3/12/2012			000000		
100 0000.121300.16	Flex Spending Ded Payable	Medcom Services, Inc		504.15				504.15
000137	Medcom Services, Inc							
I-03.18.2012	Medcom Services, Inc	D	3/18/2012			000000		
100 0000.121300.16	Flex Spending Ded Payable	Medcom Services, Inc		820.17				820.17
000137	Medcom Services, Inc							
I-03.25.2012	Medcom Services, Inc	D	3/25/2012			000000		
100 0000.121300.16	Flex Spending Ded Payable	Medcom Services, Inc		1,056.44				1,056.44
001039	Bank of America							
I-Feb 2012	Bank of America	D	3/23/2012			000000		
100 0000.121110.00	PCard A/P Control	Bank of America		33,776.48				33,776.48
001551	Jacobs							
I-EEXF9500-02	Jacobs	D	3/09/2012			000000		
100 1570.521100.01	Official/Admin Svcs	Jacobs		15,181.25				15,181.25

VENDOR SET: 01 City of Dunwoody, GA
 BANK: 03 Suntrust Disbursement Acc
 DATE RANGE: 3/01/2012 THRU 3/31/2012

#K.1.

VENDOR I.D.	NAME	STATUS	CHECK DATE	AMOUNT	DISCOUNT	CHECK NO	CHECK STATUS	CHECK AMOUNT
001127	Jesus Maldonado							
I-Housing	Jesus Maldonado	R	3/05/2012			014751		
100 3200.511100.00	Regular Salaries	Jesus Maldonado		535.18				535.18
000008	CIT Technology Fin Serv Inc							
I-20968796	CIT Technology Fin Serv Inc	R	3/08/2012			014752		
100 1565.522300.00	Rentals	CIT Technology Fin S		703.00				703.00
000033	Dell Marketing LP							
I-XFNM48W13	Dell Marketing LP	R	3/08/2012			014753		
250 3002.531600.12	SS-OFTF-Small Equipment	Dell Marketing LP		1,796.82				1,796.82
000067	Chief Law Enforcement Supply							
I-462594	Chief Law Enforcement Supply	R	3/08/2012			014754		
100 3200.531100.03	Supplies-Uniforms	Chief Law Enforcemen		79.94				
I-462595	Chief Law Enforcement Supply	R	3/08/2012			014754		
100 3200.531100.03	Supplies-Uniforms	Chief Law Enforcemen		150.89				
I-463329	Chief Law Enforcement Supply	R	3/08/2012			014754		
100 3200.531100.03	Supplies-Uniforms	Chief Law Enforcemen		81.98				
I-464060	Chief Law Enforcement Supply	R	3/08/2012			014754		
100 3200.531100.03	Supplies-Uniforms	Chief Law Enforcemen		80.94				
I-464570	Chief Law Enforcement Supply	R	3/08/2012			014754		
100 3200.531100.03	Supplies-Uniforms	Chief Law Enforcemen		148.79				
I-464571	Chief Law Enforcement Supply	R	3/08/2012			014754		
100 3200.531100.03	Supplies-Uniforms	Chief Law Enforcemen		130.99				
I-465310	Chief Law Enforcement Supply	R	3/08/2012			014754		
100 3200.531100.03	Supplies-Uniforms	Chief Law Enforcemen		752.99				1,426.52
000072	Choice Care Occupational Medic							
I-155301	Choice Care Occupational Medic	R	3/08/2012			014755		
100 3200.521300.00	Technical Svcs	Choice Care Occupati		35.00				35.00
000079	Connect South							
I-820	Connect South	R	3/08/2012			014756		
100 1530.521200.00	Prof Svcs	Connect South		4,750.00				4,750.00
000087	DeKalb Muncipal Association							
I-City of Dunwoodyga	DeKalb Muncipal Association	R	3/08/2012			014757		
100 1320.523600.00	Dues & Fees	DeKalb Muncipal Asso		125.00				
100 1110.523600.00	Dues & Fees	DeKalb Muncipal Asso		25.00				150.00
000093	DeKalb Office Environment							
I-290994	DeKalb Office Environment	R	3/08/2012			014758		
100 3200.522200.00	Repairs & Maintenance	DeKalb Office Enviro		772.00				772.00

VENDOR SET: 01 City of Dunwoody, GA
 BANK #K.1.03 Suntrust Disbursement Acc
 DATE RANGE: 3/01/2012 THRU 3/31/2012

VENDOR I.D.	NAME	STATUS	CHECK DATE	AMOUNT	DISCOUNT	CHECK NO	CHECK STATUS	CHECK AMOUNT
000094	Wright Express FSC							
I-28691086	Wright Express FSC	R	3/08/2012			014759		
100 3200.531270.00	Gasoline	Wright Express FSC		18,482.18				18,482.18
000102	GFOA							
I-#0169521	GFOA	R	3/08/2012			014760		
100 1512.523600.00	Dues & Fees	GFOA		150.00				
100 1511.523600.00	Dues & Fees	GFOA		100.00				250.00
000118	Peace Officers'							
I-March 2012	Peace Officers'	R	3/08/2012			014761		
100 0000.121300.15	POAB Deduction Payable	Peace Officers'		600.00				600.00
000120	Pro Solutions							
I-00002971	Pro Solutions	R	3/08/2012			014762		
100 7000.531100.00	Supplies	Pro Solutions		437.85				437.85
000126	Riverside Manufacturing Compan							
I-50.3226001	Riverside Manufacturing Compan	R	3/08/2012			014763		
100 3200.531100.03	Supplies-Uniforms	Riverside Manufactur		327.94				
I-5035280001	Riverside Manufacturing Compan	R	3/08/2012			014763		
100 3200.531100.03	Supplies-Uniforms	Riverside Manufactur		161.81				
I-5036478001	Riverside Manufacturing Compan	R	3/08/2012			014763		
100 3200.531100.03	Supplies-Uniforms	Riverside Manufactur		60.40				
I-5036609001	Riverside Manufacturing Compan	R	3/08/2012			014763		
100 3200.531100.03	Supplies-Uniforms	Riverside Manufactur		155.17				705.32
000136	L3 Communications Mobile Visio							
I-0181814-IN	L3 Communications Mobile Visio	R	3/08/2012			014764		
100 3200.531600.00	Small Equipment	L3 Communications Mo		1,276.00				1,276.00
000148	Paetec							
I-53739054	Paetec	R	3/08/2012			014765		
100 1535.523200.00	Communications	Paetec		2,154.19				2,154.19
000149	AT&T							
I-'77039614040011882	AT&T	R	3/08/2012			014766		
100 1535.523200.00	Communications	AT&T		75.05				75.05
000150	Fidelity Security Life Insuran							
I-745602	Fidelity Security Life Insuran	R	3/08/2012			014767		
100 0000.121300.12	EE-Vision Payable	Fidelity Security Li		367.20				367.20

VENDOR SET: 01 City of Dunwoody, GA
 BANK: 03 Suntrust Disbursement Acc
 DATE RANGE: 3/01/2012 THRU 3/31/2012

#K.1.

VENDOR I.D.	NAME	STATUS	CHECK DATE	AMOUNT	DISCOUNT	CHECK NO	CHECK STATUS	CHECK AMOUNT
000156	Powell, Hugh R							
I-1793	Powell, Hugh R	R	3/08/2012			014768		
100 2650.521200.00	Prof Svcs	Powell, Hugh R		1,400.00				1,400.00
000157	US Bancorp Equipment Finance,							
I-197640972	US Bancorp Equipment Finance,	R	3/08/2012			014769		
100 2650.522300.00	Rentals	US Bancorp Equipment		242.00				
100 3200.522300.00	Rentals	US Bancorp Equipment		242.00				484.00
000160	Georgia Technology Authority							
I-924-660880212	Georgia Technology Authority	R	3/08/2012			014770		
100 3200.521300.00	Technical Svcs	Georgia Technology A		27.10				27.10
000163	Metro Materials Inc.							
I-24292	Metro Materials Inc.	R	3/08/2012			014771		
100 4200.531100.00	Supplies	Metro Materials Inc.		420.31				
I-24345	Metro Materials Inc.	R	3/08/2012			014771		
100 4200.522200.02	R&M - Street Maintenance	Metro Materials Inc.		53.95				
I-24425	Metro Materials Inc.	R	3/08/2012			014771		
100 4200.531100.00	Supplies	Metro Materials Inc.		1,345.16				
I-24426	Metro Materials Inc.	R	3/08/2012			014771		
100 4200.531100.00	Supplies	Metro Materials Inc.		565.15				
I-24556	Metro Materials Inc.	R	3/08/2012			014771		
100 4200.531100.00	Supplies	Metro Materials Inc.		355.34				2,739.91
000165	Vulcan Materials Company							
I-10103059	Vulcan Materials Company	R	3/08/2012			014772		
100 4200.531100.00	Supplies	Vulcan Materials Com		644.90				
I-841-200120	Vulcan Materials Company	R	3/08/2012			014772		
100 4200.531100.00	Supplies	Vulcan Materials Com		521.00				1,165.90
000183	Sprint							
I-570839599-035	Sprint	R	3/08/2012			014773		
100 3200.523200.00	Communications	Sprint		2,051.52				2,051.52
000188	Embroidery Services, Inc							
I-71235	Embroidery Services, Inc	R	3/08/2012			014774		
100 3200.531100.03	Supplies-Uniforms	Embroidery Services,		115.00				
I-71300	Embroidery Services, Inc	R	3/08/2012			014774		
100 3200.531100.03	Supplies-Uniforms	Embroidery Services,		32.50				147.50
000205	Dunwoody/Atlanta Printing Inc.							
I-36508	Dunwoody/Atlanta Printing Inc.	R	3/08/2012			014775		
100 3200.531100.00	Supplies	Dunwoody/Atlanta Pri		37.50				37.50

VENDOR SET: 01 City of Dunwoody, GA
 BANK #K.1.03 Suntrust Disbursement Acc
 DATE RANGE: 3/01/2012 THRU 3/31/2012

VENDOR I.D.	NAME	STATUS	CHECK DATE	AMOUNT	DISCOUNT	CHECK NO	CHECK STATUS	CHECK AMOUNT
000206	Georgia Power							
I-February 2012	Georgia Power	R	3/08/2012			014776		
100 4100.531230.00	Electricity	Georgia Power		36,423.78				
100 6200.531230.00	Utilities	Georgia Power		6,313.44				42,737.22
000229	Sungard Public Sector Inc							
I-47261	Sungard Public Sector Inc	R	3/08/2012			014777		
350 3200.542000.00	Machinery & Equipment	Sungard Public Secto		599.49				599.49
000245	FedEx							
I-7-797-92206	FedEx	R	3/08/2012			014778		
100 1512.523200.00	Communications	FedEx		7.41				
100 3200.523200.00	Communications	FedEx		6.92				
I-7-798-63925	FedEx	R	3/08/2012			014778		
100 3200.523200.00	Communications	FedEx		11.37				
I-7-806-06706	FedEx	R	3/08/2012			014778		
100 3200.523200.00	Communications	FedEx		11.63				37.33
000249	Municipal Code Corporation							
I-00214941	Municipal Code Corporation	R	3/08/2012			014779		
100 1330.521200.00	Prof Svcs	Municipal Code Corpo		1,107.71				1,107.71
000296	Cummins Power South							
I-010-27511	Cummins Power South	R	3/08/2012			014780		
100 1565.522200.00	Repairs & Maintenance	Cummins Power South		705.00				705.00
000331	Tyler Technologies, Inc							
I-025-38052	Tyler Technologies, Inc	R	3/08/2012			014781		
100 2650.522200.00	Repairs & Maintenance	Tyler Technologies,		200.00				200.00
001000	Lion Insurance Company							
I-February 2012	Lion Insurance Company	R	3/08/2012			014782		
100 3200.512700.00	Workers' Compensation	Lion Insurance Compa		5,379.50				5,379.50
001009	Kimley-Horn and Associates, In							
I-4714858	Kimley-Horn and Associates, In	R	3/08/2012			014783		
350 4200.521200.00	Professional Services	Kimley-Horn and Asso		15,183.00				15,183.00
001037	Mauldin & Jenkins, LLC							
I-519080	Mauldin & Jenkins, LLC	R	3/08/2012			014784		
100 1512.521200.00	Professional Services	Mauldin & Jenkins,		15,750.00				15,750.00
001086	Schiff Hardin LLP							
I-1656608	Schiff Hardin LLP	R	3/08/2012			014785		
100 1530.521200.02	Prof Svcs-Litigation	Schiff Hardin LLP		3,859.69				3,859.69

VENDOR SET: 01 City of Dunwoody, GA
 BANK: 03 Suntrust Disbursement Acc
 DATE RANGE: 3/01/2012 THRU 3/31/2012

#K.1.

VENDOR I.D.	NAME	STATUS	CHECK DATE	AMOUNT	DISCOUNT	CHECK NO	CHECK STATUS	CHECK AMOUNT
001120	ESRI, Inc.							
I-9245*9861	ESRI, Inc.	R	3/08/2012			014786		
100 4100.522200.00	Repairs & Maintenance	ESRI, Inc.		7,000.00				7,000.00
001187	APG PCE, LLC							
I-Electrical	APG PCE, LLC	R	3/08/2012			014787		
100 1565.531230.00	Electricity	APG PCE, LLC		367.03				
100 3200.522200.00	Repairs & Maintenance	APG PCE, LLC		300.00				667.03
001234	Atlanta Fire Extinguisher, Inc							
I-8379	Atlanta Fire Extinguisher, Inc	R	3/08/2012			014788		
100 6200.522200.06	R&M-Parks	Atlanta Fire Extingu		506.00				
I-8383	Atlanta Fire Extinguisher, Inc	R	3/08/2012			014788		
100 6200.522200.06	R&M-Parks	Atlanta Fire Extingu		342.25				848.25
001275	LMI Electrical Contractors, In							
I-1030277	LMI Electrical Contractors, In	R	3/08/2012			014789		
100 6200.522200.06	R&M-Parks	LMI Electrical Contr		1,345.65				1,345.65
001282	United Maintenance, Inc.							
I-185806	United Maintenance, Inc.	R	3/08/2012			014790		
250 6001.542000.11	EECBG-Machinery & Equipment	United Maintenance,		21,002.69				21,002.69
001316	Lose and Associates							
I-20120101	Lose and Associates	R	3/08/2012			014791		
100 6200.521200.00	Professional Services	Lose and Associates		6,512.50				6,512.50
001328	LexisNexis Risk Data Managemen							
I-1502895-20120229	LexisNexis Risk Data Managemen	R	3/08/2012			014792		
100 1511.521300.00	Technical Services	LexisNexis Risk Data		50.00				50.00
001339	Motorola, Inc							
I-201202071514	Motorola, Inc	R	3/08/2012			014793		
100 3200.531600.00	Small Equipment	ASTRO DIGITAL CAI		396.55				
100 3200.531600.00	Small Equipment	SOFTWARE		1,155.00				
100 3200.531600.00	Small Equipment	DIGITAL ID DISPLAY		57.75				
100 3200.531600.00	Small Equipment	SOFTWARE		231.00				
100 3200.531600.00	Small Equipment	DASH MOUNT HARDWARE		228.69				
100 3200.531600.00	Small Equipment	ANTENNA		33.11				
100 3200.531600.00	Small Equipment	MICROPHONE		55.44				
100 3200.531600.00	Small Equipment	AUXILLARY SPEAKER		46.20				
100 3200.531600.00	Small Equipment	INSTALL AND PROGRAMM		195.00				
100 3200.531600.00	Small Equipment	CONTROL HEAD		332.64				
350 3200.542000.00	Machinery & Equipment	5000 MOBILE 1035		1,152.69				
350 3200.542000.00	Machinery & Equipment	ASTRO DIGITAL CAI		396.55				
350 3200.542000.00	Machinery & Equipment	SYSTEM SOFTWARE		1,155.00				
350 3200.542000.00	Machinery & Equipment	DIGITAL ID DISPLAY		57.75				
350 3200.542000.00	Machinery & Equipment	SOFTWARE		231.00				

VENDOR SET: 01 City of Dunwoody, GA
 BANK #K.1.03 Suntrust Disbursement Acc
 DATE RANGE: 3/01/2012 THRU 3/31/2012

VENDOR I.D.	NAME	STATUS	CHECK DATE	AMOUNT	DISCOUNT	CHECK NO	CHECK STATUS	CHECK AMOUNT
001339	Motorola, Inc	CONT						
I-201202071514	Motorola, Inc	R	3/08/2012			014793		
350 3200.542000.00	Machinery & Equipment	05	CONTROL HEAD	332.64				
350 3200.542000.00	Machinery & Equipment		DASH MOUNT HARDWARE	228.69				
350 3200.542000.00	Machinery & Equipment		ANTENNA	33.11				
350 3200.542000.00	Machinery & Equipment		MICROPHONE	55.44				
350 3200.542000.00	Machinery & Equipment		SPEAKER	46.20				
350 3200.542000.00	Machinery & Equipment		INSTALL/PROGRAMMIN	195.00				
I-41162260	Motorola, Inc	R	3/08/2012			014793		
100 3200.531600.00	Small Equipment	XTL	5000 MOBILE 1035	1,152.69				7,768.14
001345	JEL Consulting Group, LLC							
I-March 2012	JEL Consulting Group, LLC	R	3/08/2012			014794		
100 7000.521200.00	Prof Svcs	JEL Consulting Group		2,500.00				2,500.00
001375	ALL(n)1 Security Services, Inc							
I-COD020612	ALL(n)1 Security Services, Inc	R	3/08/2012			014795		
100 6200.521300.00	Tech Services	ALL(n)1 Security Ser		3,753.00				3,753.00
001414	Geo-Hydro Engineers, Inc.							
I-43672	Geo-Hydro Engineers, Inc.	R	3/08/2012			014796		
350 4200.521200.00	Professional Services	Geo-Hydro Engineers,		1,387.65				1,387.65
001415	Rite Way							
I-337255	Rite Way	R	3/08/2012			014797		
100 6200.522200.06	R&M-Parks	Rite Way		4,127.35				
I-337500	Rite Way	R	3/08/2012			014797		
100 6200.522200.06	R&M-Parks	Rite Way		1,621.32				5,748.67
001419	Mulcahy Accounting & Risk Cons							
I-2012-2	Mulcahy Accounting & Risk Cons	R	3/08/2012			014798		
100 1511.521200.00	Professional Services	Mulcahy Accounting &		1,291.66				1,291.66
001426	A&A Plumbing							
I-113	A&A Plumbing	R	3/08/2012			014799		
100 6200.522200.06	R&M-Parks	A&A Plumbing		230.00				
I-115	A&A Plumbing	R	3/08/2012			014799		
100 6200.522200.06	R&M-Parks	A&A Plumbing		265.00				495.00
001434	Michael M. Hawkins							
I-200	Michael M. Hawkins	R	3/08/2012			014800		
100 2650.521200.00	Prof Svcs	Michael M. Hawkins		700.00				700.00

VENDOR SET: 01 City of Dunwoody, GA
 BANK: 03 Suntrust Disbursement Acc
 DATE RANGE: 3/01/2012 THRU 3/31/2012

#K.1.

VENDOR I.D.	NAME	STATUS	CHECK DATE	AMOUNT	DISCOUNT	CHECK NO	CHECK STATUS	CHECK AMOUNT
001440	Optical Engineering Co, Inc.							
I-644808	Optical Engineering Co, Inc.	R	3/08/2012			014801		
350 3200.531600.00	Small Equipment	Optical Engineering		1,819.97				1,819.97
001444	Kenneth Wickham							
I-02.29.2012	Kenneth Wickham	R	3/08/2012			014802		
100 2650.521200.00	Prof Svcs	Kenneth Wickham		350.00				350.00
001447	Jeffery Law Group, LLC							
I-Feb 27 2012	Jeffery Law Group, LLC	R	3/08/2012			014803		
100 2650.521200.04	Prof Svcs-Public Defender	Jeffery Law Group, L		280.00				280.00
001480	Interdev, LLC							
I-998824	Interdev, LLC	R	3/08/2012			014804		
100 1535.521100.01	Official/Admin Svcs-CGA	Interdev, LLC		26,344.48				26,344.48
001492	James Duncan and Associates, I							
I-386-11-03	James Duncan and Associates, I	R	3/08/2012			014805		
100 7000.521200.00	Prof Svcs	James Duncan and Ass		3,400.00				3,400.00
001500	Rindt-McDuff And Associates, I							
I-R2012-006-132606	Rindt-McDuff And Associates, I	R	3/08/2012			014806		
350 6200.541100.00	Sites	Rindt-McDuff And Ass		2,650.00				2,650.00
001549	Gas South, LLC							
I-2739627154*	Gas South, LLC	R	3/08/2012			014807		
100 6200.531230.00	Utilities	Gas South, LLC		2,743.86				2,743.86
001553	Inalign, Inc							
I-1607	Inalign, Inc	R	3/08/2012			014808		
100 1535.522200.00	Repairs & Maintenance	Inalign, Inc		300.00				300.00
001554	Suffered Enough							
I-147	Suffered Enough	R	3/08/2012			014809		
100 0000.122500.03	Deferred Rev-Conference	Suffered Enough		1,760.00				1,760.00
001557	Enterprise Leasing Company of							
I-121625006	Enterprise Leasing Company of	R	3/08/2012			014810		
350 4200.521200.00	Professional Services	Enterprise Leasing C		54.78				54.78
001558	Radio Disney Group Atlanta LLC							
I-M7187	Radio Disney Group Atlanta LLC	R	3/08/2012			014811		
100 1570.523300.00	Advertising	Radio Disney Group A		1,000.00				1,000.00

VENDOR SET: 01 City of Dunwoody, GA
 BANK #K.1.03 Suntrust Disbursement Acc
 DATE RANGE: 3/01/2012 THRU 3/31/2012

VENDOR I.D.	NAME	STATUS	CHECK DATE	AMOUNT	DISCOUNT	CHECK NO	CHECK STATUS	CHECK AMOUNT
1	Arc Angel Electric							
I-Arc Angel Electric	Arc Angel Electric:	R	3/08/2012			014812		
100 0000.323100.00	Bldg Structures & Equipment	Miscellaneous Vendor		80.00				80.00
1	ATL Ctr for Eating Disorders							
I-Atlanta Center	ATL Ctr for Eating Disorders:	R	3/08/2012			014813		
100 0000.316100.00	Business & Occupation Tax	ATL Ctr for Eating D		80.00				80.00
1	Harbor Freight Tools USA Inc							
I-Harbor Freight Too	Harbor Freight Tools USA Inc:	R	3/08/2012			014814		
100 0000.316100.00	Business & Occupation Tax	Harbor Freight Tool		1,289.36				1,289.36
1	Susan Edwards							
I-Pavilion Rental Re	Susan Edwards:	R	3/08/2012			014815		
100 0000.347900.00	Pavilion Rentals	Susan Edwards:		100.00				100.00
1	Brent Walker							
I-Soil Samples	Brent Walker:	R	3/08/2012			014816		
100 6200.522200.06	R&M-Parks	Miscellaneous Vendor		32.00				32.00
000061	Blue Cross Blue Shield							
I-0008711128	Blue Cross Blue Shield	R	3/22/2012			014817		
100 1110.512100.00	Group Insurance	Blue Cross Blue Shie		1,294.22				
100 1320.512100.00	Group Insurance	Blue Cross Blue Shie		1,294.22				
100 1330.512100.00	Group Insurance	Blue Cross Blue Shie		675.73				
100 1511.512100.00	Group Insurance	Blue Cross Blue Shie		1,053.29				
100 1530.512100.00	Group Insurance	Blue Cross Blue Shie		1,053.29				
100 2650.512100.00	Group Insurance	Blue Cross Blue Shie		1,449.58				
100 3200.512100.00	Group Insurance	Blue Cross Blue Shie		35,722.28				42,542.61
000063	Moltz, Richard A.							
I-301059	Moltz, Richard A.	R	3/22/2012			014818		
100 3200.522200.00	Repairs & Maintenance	Moltz, Richard A.		100.00				100.00
000066	Milner Inc							
I-984293	Milner Inc	R	3/22/2012			014819		
100 3200.522300.00	Rentals	Milner Inc		110.53				
I-984363	Milner Inc	R	3/22/2012			014819		
100 7000.522300.00	Rentals	Milner Inc		249.87				
I-984364	Milner Inc	R	3/22/2012			014819		
100 3200.522300.00	Rentals	Milner Inc		132.25				492.65
000067	Chief Law Enforcement Supply							
I-466526	Chief Law Enforcement Supply	R	3/22/2012			014820		
100 3200.531100.03	Supplies-Uniforms	Chief Law Enforcemen		73.99				
I-466527	Chief Law Enforcement Supply	R	3/22/2012			014820		
100 3200.531100.03	Supplies-Uniforms	Chief Law Enforcemen		150.89				
I-466972	Chief Law Enforcement Supply	R	3/22/2012			014820		

VENDOR SET: 01 City of Dunwoody, GA
 BANK: 03 Suntrust Disbursement Acc
 DATE RANGE: 3/01/2012 THRU 3/31/2012

#K.1.

VENDOR I.D.	NAME	STATUS	CHECK DATE	AMOUNT	DISCOUNT	CHECK NO	CHECK STATUS	CHECK AMOUNT
000067	Chief Law Enforcement CONT							
I-466972	Chief Law Enforcement Supply	R	3/22/2012			014820		
100 3200.531100.03	Supplies-Uniforms	Chief Law Enforcemen		42.94				267.82
000072	Choice Care Occupational Medic							
I-154167	Choice Care Occupational Medic	R	3/22/2012			014821		
100 3200.521300.00	Technical Svcs	Choice Care Occupati		35.00				35.00
000074	Standard Insurance							
I-00..147285.0001	Standard Insurance	R	3/22/2012			014822		
100 1320.512100.00	Group Insurance	Standard Insurance		176.76				
100 1330.512100.00	Group Insurance	Standard Insurance		98.19				
100 1511.512100.00	Group Insurance	Standard Insurance		147.64				
100 1530.512100.00	Group Insurance	Standard Insurance		167.49				
100 2650.512100.00	Group Insurance	Standard Insurance		169.65				
100 3200.512100.00	Group Insurance	Standard Insurance		3,695.82				4,455.55
000094	Wright Express FSC							
I-28833598	Wright Express FSC	R	3/22/2012			014823		
100 3200.531270.00	Gasoline	Wright Express FSC		1,295.00				1,295.00
000104	Commercial Fire Extinguishers							
I-13669	Commercial Fire Extinguishers	R	3/22/2012			014824		
100 3200.531100.00	Supplies	Commercial Fire Exti		224.00				224.00
000106	Adcap Network Systems							
I-13746-B	Network upgrade	R	3/22/2012			014825		
100 1535.521300.00	Technical Services	Professional Service		6,437.99				6,437.99
000126	Riverside Manufacturing Compan							
I-5038297001	Riverside Manufacturing Compan	R	3/22/2012			014826		
100 3200.531100.03	Supplies-Uniforms	Riverside Manufactur		155.33				155.33
000130	Translation Station, INC							
I-31230	Translation Station, INC	R	3/22/2012			014827		
100 2650.521300.00	Technical Svcs	Translation Station,		163.89				
I-31692	Translation Station, INC	R	3/22/2012			014827		
100 2650.521300.00	Technical Svcs	Translation Station,		183.30				
I-32131	Translation Station, INC	R	3/22/2012			014827		
100 2650.521300.00	Technical Svcs	Translation Station,		175.53				522.72
000138	Riley McLendon, LLC							
I-60562	Riley McLendon, LLC	R	3/22/2012			014828		
100 1530.521200.01	Prof Svcs-Legal	Riley McLendon, LLC		6,000.00				
I-60563	Riley McLendon, LLC	R	3/22/2012			014828		
100 2650.521200.03	Prof Svcs-Court Solicitor	Riley McLendon, LLC		3,280.00				9,280.00

VENDOR SET: 01 City of Dunwoody, GA

BANK #K.1.03 Suntrust Disbursement Acc

DATE RANGE: 3/01/2012 THRU 3/31/2012

VENDOR I.D.	NAME	STATUS	CHECK DATE	AMOUNT	DISCOUNT	CHECK NO	CHECK STATUS	CHECK AMOUNT
000149	AT&T							
I-S-2011-12-29-073	AT&T	R	3/22/2012			014829		
100 3200.521300.00	Technical Svcs	AT&T		30.00				30.00
000149	AT&T							
I-^77020698550011882	AT&T	R	3/22/2012			014830		
100 1535.523200.00	Communications	AT&T		73.66				73.66
000157	US Bancorp Equipment Finance,							
I-199014556	US Bancorp Equipment Finance,	R	3/22/2012			014831		
100 7000.522300.00	Rentals	US Bancorp Equipment		317.50				317.50
000159	Purchase Power							
I-#21527379867.	Purchase Power	R	3/22/2012			014832		
100 3200.523200.00	Communications	Purchase Power		87.24				
100 4100.523200.00	Communications	Purchase Power		0.45				
100 7000.523200.00	Communications	Purchase Power		5.40				
100 1320.523200.00	Communications	Purchase Power		1.80				
100 1330.523200.00	Communications	Purchase Power		6.20				
100 1511.523200.00	Communications	Purchase Power		1.80				
100 1512.523200.00	Communications	Purchase Power		70.50				
100 1516.523200.00	Communications	Purchase Power		1,223.96				
100 2650.523200.00	Communications	Purchase Power		102.65				1,500.00
000165	Vulcan Materials Company							
I-10105677	Vulcan Materials Company	R	3/22/2012			014833		
560 4320.522200.05	Rep & Maint-Riprap Program	Vulcan Materials Com		491.23				
I-841-201393	Vulcan Materials Company	R	3/22/2012			014833		
100 4200.531100.00	Supplies	Vulcan Materials Com		629.90				
I-841-201437	Vulcan Materials Company	R	3/22/2012			014833		
350 4200.531100.00	Supplies	Vulcan Materials Com		507.30				
I-841-201599	Vulcan Materials Company	R	3/22/2012			014833		
100 4200.531100.00	Supplies	Vulcan Materials Com		799.00				2,427.43
000196	Roadworx							
I-58173	Roadworx	R	3/22/2012			014834		
560 4320.522200.00	Repairs & Maintenance	Roadworx		23,856.33				
I-58174	Roadworx	R	3/22/2012			014834		
100 4200.522200.03	R&M - Traffic Signals	Roadworx		13,242.40				
I-58175	Roadworx	R	3/22/2012			014834		
100 4200.522200.05	R&M - Right of Way Maint	Roadworx		903.00				
I-58176	Roadworx	R	3/22/2012			014834		
100 4200.522200.02	R&M - Street Maintenance	Roadworx		27,720.65				65,722.38

VENDOR SET: 01 City of Dunwoody, GA
 BANK: 03 Suntrust Disbursement Acc
 DATE RANGE: 3/01/2012 THRU 3/31/2012

#K.1.

VENDOR I.D.	NAME	STATUS	CHECK DATE	AMOUNT	DISCOUNT	CHECK NO	CHECK STATUS	CHECK AMOUNT
000229	Sungard Public Sector Inc							
I-46183	Sungard Public Sector Inc	R	3/22/2012			014835		
100 3200.531600.00	Small Equipment	Sungard Public Secto		1,220.00				1,220.00
000233	Metro Uniform							
I-120711JK	Metro Uniform	R	3/22/2012			014836		
100 3200.531100.01	Supplies-Explorer Program	Metro Uniform		39.00				
I-121511PM	Metro Uniform	R	3/22/2012			014836		
100 3200.531100.01	Supplies-Explorer Program	Metro Uniform		97.50				
I-122011EW	Metro Uniform	R	3/22/2012			014836		
100 3200.531100.01	Supplies-Explorer Program	Metro Uniform		44.00				180.50
000240	LexisNexis							
I-1202385038	LexisNexis	R	3/22/2012			014837		
100 1530.521300.00	Technical Services	LexisNexis		536.00				536.00
000245	FedEx							
I-7-812-89569	FedEx	R	3/22/2012			014838		
100 1512.523200.00	Communications	FedEx		5.49				
100 3200.523200.00	Communications	FedEx		15.91				21.40
000266	Henderson & Hundley, PC							
I-11124	Henderson & Hundley, PC	R	3/22/2012			014839		
100 1512.521200.00	Professional Services	Henderson & Hundley,		120.00				
100 1516.521200.00	Professional Services	Henderson & Hundley,		420.00				540.00
000284	Aflac							
I-701945	Aflac	R	3/22/2012			014840		
100 0000.121300.18	AFLAC Deductions Payable	Aflac		2,118.03				2,118.03
000289	T & T Uniforms							
I-43189	T & T Uniforms	R	3/22/2012			014841		
100 3200.531100.03	Supplies-Uniforms	T & T Uniforms		96.00				96.00
000331	Tyler Technologies, Inc							
I-025-39636	Tyler Technologies, Inc	R	3/22/2012			014842		
100 2650.522200.00	Repairs & Maintenance	Tyler Technologies,		200.00				200.00
001000	Lion Insurance Company							
I-03.12.2012	Lion Insurance Company	R	3/22/2012			014843		
100 3200.512700.00	Workers' Compensation	Lion Insurance Compa		5,379.50				5,379.50
001014	Allison Elizabeth McCarthy							
I-00013125,6	Allison Elizabeth McCarthy	R	3/22/2012			014844		
100 2650.521200.04	Prof Svcs-Public Defender	Allison Elizabeth Mc		190.00				
I-0014406,7,8	Allison Elizabeth McCarthy	R	3/22/2012			014844		
100 2650.521200.04	Prof Svcs-Public Defender	Allison Elizabeth Mc		120.00				
I-11006014	Allison Elizabeth McCarthy	R	3/22/2012			014844		

VENDOR SET: 01 City of Dunwoody, GA
 BANK #K.1.03 Suntrust Disbursement Acc
 DATE RANGE: 3/01/2012 THRU 3/31/2012

VENDOR I.D.	NAME	STATUS	CHECK DATE	AMOUNT	DISCOUNT	CHECK NO	CHECK STATUS	CHECK AMOUNT
001014	Allison Elizabeth McCaCONT							
I-11006014	Allison Elizabeth McCarthy	R	3/22/2012			014844		
100 2650.521200.04	Prof Svcs-Public Defender	Allison Elizabeth Mc		120.00				430.00
001023	Victoria Clearfield							
I-03.12.2012	Victoria Clearfield	R	3/22/2012			014845		
100 2650.521300.00	Technical Svcs	Victoria Clearfield		1,020.00				1,020.00
001045	Specialty Engraving, Inc							
I-211869	Specialty Engraving, Inc	R	3/22/2012			014846		
100 3200.531100.00	Supplies	Specialty Engraving,		18.50				18.50
001077	Alphacorp DBA Sire Technologe							
I-32455	Alphacorp DBA Sire Technologe	R	3/22/2012			014847		
100 1330.523700.00	Education & Training	Alphacorp DBA Sire T		472.50				472.50
001082	Kaeser and Blair, Inc							
I-20201281	Kaeser and Blair, Inc	R	3/22/2012			014848		
100 0000.115300.01	State of the City	Kaeser and Blair, In		560.38				560.38
001097	US Department of Homeland Secu							
I-SAVE-300072	US Department of Homeland Secu	R	3/22/2012			014849		
100 1516.521300.00	Technical Services	US Department of Hom		25.00				25.00
001098	MetroPCS Wireless, Inc.							
I-704791	MetroPCS Wireless, Inc.	R	3/22/2012			014850		
100 3200.521300.00	Technical Svcs	MetroPCS Wireless, I		200.00				
I-704794	MetroPCS Wireless, Inc.	R	3/22/2012			014850		
100 3200.521300.00	Technical Svcs	MetroPCS Wireless, I		100.00				
I-704795	MetroPCS Wireless, Inc.	R	3/22/2012			014850		
100 3200.521300.00	Technical Svcs	MetroPCS Wireless, I		100.00				
I-704800	MetroPCS Wireless, Inc.	R	3/22/2012			014850		
100 3200.521300.00	Technical Svcs	MetroPCS Wireless, I		100.00				
I-704801	MetroPCS Wireless, Inc.	R	3/22/2012			014850		
100 3200.521300.00	Technical Svcs	MetroPCS Wireless, I		100.00				600.00
001118	GovDelivery							
I-SIN001939	GovDelivery	R	3/22/2012			014851		
100 1570.521300.00	Technical Services	GovDelivery		3,600.00				3,600.00
001134	Georgia Police Accreditation C							
I-David Sides	Georgia Police Accreditation C	R	3/22/2012			014852		
100 3200.523700.00	Education & Training	Georgia Police Accre		200.00				200.00

VENDOR SET: 01 City of Dunwoody, GA
 BANK: 03 Suntrust Disbursement Acc
 DATE RANGE: 3/01/2012 THRU 3/31/2012

#K.1.

VENDOR I.D.	NAME	STATUS	CHECK DATE	AMOUNT	DISCOUNT	CHECK NO	CHECK STATUS	CHECK AMOUNT
001187	APG PCE, LLC							
I-April 2012	APG PCE, LLC	R	3/22/2012			014853		
100 0000.123310.00	Abated Rent	APG PCE, LLC		39,965.81				39,965.81
001275	LMI Electrical Contractors, In							
I-1030753	LMI Electrical Contractors, In	R	3/22/2012			014854		
250 7001.542000.11	LCI-Machinery and equipment	LMI Electrical Contr		1,602.00				1,602.00
001282	United Maintenance, Inc.							
I-186292	United Maintenance, Inc.	R	3/22/2012			014855		
100 6200.522200.06	R&M-Parks	United Maintenance,		1,857.30				1,857.30
001316	Lose and Associates							
I-20120221	Lose and Associates	R	3/22/2012			014856		
100 6200.521200.00	Professional Services	Lose and Associates		8,000.00				8,000.00
001333	E. Harriman Construction, Inc.							
I-1203-2	E. Harriman Construction, Inc.	R	3/22/2012			014857		
100 6200.522200.06	R&M-Parks	E. Harriman Construc		6,812.00				6,812.00
001414	Geo-Hydro Engineers, Inc.							
I-43835	Geo-Hydro Engineers, Inc.	R	3/22/2012			014858		
350 4200.521200.00	Professional Services	Geo-Hydro Engineers,		3,062.15				3,062.15
001421	Chattahoochee River 911 Author							
I-April 2012	Chattahoochee River 911 Author	R	3/22/2012			014859		
215 3800.571000.00	Intergovernmental-E911	Chattahoochee River		89,583.33				89,583.33
001444	Kenneth Wickham							
I-03.07.2012	Kenneth Wickham	R	3/22/2012			014860		
100 2650.521200.00	Prof Svcs	Kenneth Wickham		350.00				350.00
001454	Gaskins Engineering							
I-201202.184	Gaskins Engineering	R	3/22/2012			014861		
350 4200.541400.00	Infrastructure	Gaskins Engineering		5,872.50				5,872.50
001496	Fisher Broyles							
I-31261	Fisher Broyles	R	3/22/2012			014862		
100 1530.521200.01	Prof Svcs-Legal	Fisher Broyles		5,962.60				
I-32130	Fisher Broyles	R	3/22/2012			014862		
100 1530.521200.01	Prof Svcs-Legal	Fisher Broyles		2,025.00				
I-32965	Fisher Broyles	R	3/22/2012			014862		
100 1530.521200.01	Prof Svcs-Legal	Fisher Broyles		3,925.00				11,912.60

VENDOR SET: 01 City of Dunwoody, GA
 BANK #K.1.03 Suntrust Disbursement Acc
 DATE RANGE: 3/01/2012 THRU 3/31/2012

VENDOR I.D.	NAME	STATUS	CHECK DATE	AMOUNT	DISCOUNT	CHECK NO	CHECK STATUS	CHECK AMOUNT
001499	Shade Net Awnings							
I-52532011.	Shade Net Awnings	R	3/22/2012			014863		
350 6200.542000.00	Machinery & Equipment	Shade Net Awnings		4,995.20				4,995.20
001510	Premier Tree and Shrub Care, L							
I-6505	Premier Tree and Shrub Care, L	R	3/22/2012			014864		
100 4200.522200.05	R&M - Right of Way Maint	Premier Tree and Shr		1,100.77				
100 4100.521200.10	Tree Fund Expenses	Premier Tree and Shr		874.50				
100 6200.522200.06	R&M-Parks	Premier Tree and Shr		20,500.00				22,475.27
001511	Kerestes-Martin Associates Inc							
I-1109.03-05	Kerestes-Martin Associates Inc	R	3/22/2012			014865		
350 4200.521200.00	Professional Services	Kerestes-Martin Asso		1,529.40				1,529.40
001529	EOS Marketing & Communications							
I-12087	EOS Marketing & Communications	R	3/22/2012			014866		
100 1570.521200.00	Professional Services	EOS Marketing & Comm		2,554.06				2,554.06
001540	T.J. Schell, LLC, Landscape Ar							
I-2012-011	T.J. Schell, LLC, Landscape Ar	R	3/22/2012			014867		
350 4200.541400.00	Infrastructure	T.J. Schell, LLC, La		850.00				850.00
001562	Emergency Communications Netwo							
I-11202	Emergency Communications Netwo	R	3/22/2012			014868		
350 3200.542000.00	Machinery & Equipment	Emergency Communicat		250.00				250.00
001563	Intl. Brotherhood of Police Of							
I-City of Dunwoody G	Intl. Brotherhood of Police Of	R	3/22/2012			014869		
100 3200.523700.00	Education & Training	Intl. Brotherhood of		700.00				700.00
00159b	Pitney Bowes Global Financial							
I-9938656-MR12	Pitney Bowes Global Financial	R	3/22/2012			014870		
100 1565.522300.00	Rentals	Pitney Bowes Global		678.00				678.00
1	Celestina Dungy							
I-Celestina Dungy	Celestina Dungy:	R	3/22/2012			014871		
100 0000.316100.00	Business & Occupation Tax	Celestina Dungy:		608.40				
100 0000.316100.00	Business & Occupation Tax	Celestina Dungy:		424.40				1,032.80
1	Dentistry with a Diffrence							
I-refund	Dentistry with a Diffrence:	R	3/22/2012			014872		
100 0000.115300.01	State of the City	Dentistry with a Dif		375.00				375.00

VENDOR SET: 01 City of Dunwoody, GA
 BANK: 03 Suntrust Disbursement Acc
 DATE RANGE: 3/01/2012 THRU 3/31/2012

#K.1.

VENDOR I.D.	NAME	STATUS	CHECK DATE	AMOUNT	DISCOUNT	CHECK NO	CHECK STATUS	CHECK AMOUNT
000210	Rotary Club of Dunwoody, GA In							
I-Mike Davis	Rotary Club of Dunwoody, GA In	R	3/23/2012			014873		
100 1110.523600.00	Dues & Fees		Rotary Club of Dunwo	500.00				500.00
000018	Hutmacher, Warren							
I-mileage-Athens	Hutmacher, Warren	R	3/28/2012			014874		
100 1320.523500.00	Travel		Hutmacher, Warren	144.30				144.30

* * T O T A L S * *	NO	INVOICE AMOUNT	DISCOUNTS	CHECK AMOUNT
REGULAR CHECKS:	124	0.00	0.00	589,682.54
HAND CHECKS:	0	0.00	0.00	0.00
DRAFTS:	11	0.00	0.00	328,332.27
EFT:	0	0.00	0.00	0.00
NON CHECKS:	0	0.00	0.00	0.00
VOID CHECKS:	0 VOID DEBITS	0.00		
	VOID CREDITS	0.00	0.00	0.00

TOTAL ERRORS: 0

** G/L ACCOUNT TOTALS **

G/L ACCOUNT	NAME	AMOUNT
100 0000.115300.01	State of the City	935.38
100 0000.121110.00	PCard A/P Control	33,776.48
100 0000.121300.12	EE-Vision Payable	367.20
100 0000.121300.15	POAB Deduction Payable	600.00
100 0000.121300.16	Flex Spending Ded Payable	4,208.13
100 0000.121300.18	AFLAC Deductions Payable	2,118.03
100 0000.122500.03	Deferred Rev-Conference	1,760.00
100 0000.123310.00	Abated Rent	39,965.81
100 0000.316100.00	Business & Occupation Tax	2,402.16
100 0000.323100.00	Bldg Structures & Equipment	80.00
100 0000.347900.00	Pavilion Rentals	100.00
100 1110.512100.00	Group Insurance	1,294.22
100 1110.523600.00	Dues & Fees	525.00
100 1320.512100.00	Group Insurance	1,470.98
100 1320.523200.00	Communications	1.80
100 1320.523500.00	Travel	144.30
100 1320.523600.00	Dues & Fees	125.00
100 1330.512100.00	Group Insurance	773.92
100 1330.521200.00	Prof Svcs	1,107.71
100 1330.523200.00	Communications	6.20
100 1330.523700.00	Education & Training	472.50

VENDOR SET: 01 City of Dunwoody, GA
 BANK #K.1.03 Suntrust Disbursement Acc
 DATE RANGE: 3/01/2012 THRU 3/31/2012

** G/L ACCOUNT TOTALS **

G/L ACCOUNT	NAME	AMOUNT
100 1511.512100.00	Group Insurance	1,200.93
100 1511.521100.00	Official/Admin Svcs	104,166.42
100 1511.521200.00	Professional Services	1,291.66
100 1511.521300.00	Technical Services	50.00
100 1511.523200.00	Communications	1.80
100 1511.523600.00	Dues & Fees	100.00
100 1512.521200.00	Professional Services	15,870.00
100 1512.523200.00	Communications	83.40
100 1512.523600.00	Dues & Fees	150.00
100 1516.521200.00	Professional Services	420.00
100 1516.521300.00	Technical Services	25.00
100 1516.523200.00	Communications	1,223.96
100 1530.512100.00	Group Insurance	1,220.78
100 1530.521200.00	Prof Svcs	4,750.00
100 1530.521200.01	Prof Svcs-Legal	17,912.60
100 1530.521200.02	Prof Svcs-Litigation	3,859.69
100 1530.521300.00	Technical Services	536.00
100 1535.521100.01	Official/Admin Svcs-CGA	26,344.48
100 1535.521300.00	Technical Services	6,437.99
100 1535.522200.00	Repairs & Maintenance	300.00
100 1535.523200.00	Communications	2,302.90
100 1565.522200.00	Repairs & Maintenance	705.00
100 1565.522300.00	Rentals	1,381.00
100 1565.531230.00	Electricity	367.03
100 1570.521100.01	Official/Admin Svcs	15,181.25
100 1570.521200.00	Professional Services	2,554.06
100 1570.521300.00	Technical Services	3,600.00
100 1570.523300.00	Advertising	1,000.00
100 2650.512100.00	Group Insurance	1,619.23
100 2650.521200.00	Prof Svcs	2,800.00
100 2650.521200.03	Prof Svcs-Court Solicitor	3,280.00
100 2650.521200.04	Prof Svcs-Public Defender	710.00
100 2650.521300.00	Technical Svcs	1,542.72
100 2650.522200.00	Repairs & Maintenance	400.00
100 2650.522300.00	Rentals	242.00
100 2650.523200.00	Communications	102.65
100 3200.511100.00	Regular Salaries	535.18
100 3200.512100.00	Group Insurance	39,418.10
100 3200.512700.00	Workers' Compensation	10,759.00
100 3200.521300.00	Technical Svcs	727.10
100 3200.522200.00	Repairs & Maintenance	1,172.00
100 3200.522300.00	Rentals	484.78
100 3200.523200.00	Communications	2,184.59
100 3200.523700.00	Education & Training	900.00
100 3200.531100.00	Supplies	280.00
100 3200.531100.01	Supplies-Explorer Program	180.50

VENDOR SET: 01 City of Dunwoody, GA
 BANK: 03 Suntrust Disbursement Acc
 DATE RANGE: 3/01/2012 THRU 3/31/2012

#K.1.

** G/L ACCOUNT TOTALS **

G/L ACCOUNT	NAME	AMOUNT
100 3200.531100.03	Supplies-Uniforms	2,798.49
100 3200.531270.00	Gasoline	19,777.18
100 3200.531600.00	Small Equipment	6,380.07
100 4100.521200.05	Prof Svcs-Lowe	23,833.33
100 4100.521200.10	Tree Fund Expenses	874.50
100 4100.522200.00	Repairs & Maintenance	7,000.00
100 4100.523200.00	Communications	0.45
100 4100.531230.00	Electricity	36,423.78
100 4200.522200.02	R&M - Street Maintenance	27,774.60
100 4200.522200.03	R&M - Traffic Signals	13,242.40
100 4200.522200.05	R&M - Right of Way Maint	2,003.77
100 4200.531100.00	Supplies	5,280.76
100 6200.521200.00	Professional Services	14,512.50
100 6200.521200.05	Prof Svcs-Lowe	12,000.00
100 6200.521300.00	Tech Services	3,753.00
100 6200.522200.06	R&M-Parks	37,638.87
100 6200.531230.00	Utilities	9,057.30
100 7000.521200.00	Prof Svcs	5,900.00
100 7000.521200.07	Prof Svcs-Clark Patterson Lee	125,166.66
100 7000.522300.00	Rentals	567.37
100 7000.523200.00	Communications	5.40
100 7000.531100.00	Supplies	437.85
	*** FUND TOTAL ***	727,036.90
215 3800.571000.00	Intergovernmental-E911	89,583.33
	*** FUND TOTAL ***	89,583.33
250 3002.531600.12	SS-OFTF-Small Equipment	1,796.82
250 6001.542000.11	EECBG-Machinery & Equipment	21,002.69
250 7001.542000.11	LCI-Machinery and equipment	1,602.00
	*** FUND TOTAL ***	24,401.51
350 3200.531600.00	Small Equipment	1,819.97
350 3200.542000.00	Machinery & Equipment	4,733.56
350 4200.521200.00	Professional Services	21,216.98
350 4200.531100.00	Supplies	507.30
350 4200.541400.00	Infrastructure	6,722.50
350 6200.541100.00	Sites	2,650.00
350 6200.542000.00	Machinery & Equipment	4,995.20
	*** FUND TOTAL ***	42,645.51
560 4320.521200.09	Prof Svcs-Stormwater	10,000.00
560 4320.522200.00	Repairs & Maintenance	23,856.33
560 4320.522200.05	Rep & Maint-Riprap Program	491.23
	*** FUND TOTAL ***	34,347.56

VENDOR SET: 01	BANK: 03	TOTALS:	135	918,014.81CR	0.00	918,014.81
BANK: 03	TOTALS:	135	918,014.81CR	0.00	918,014.81	

VENDOR SET: 01 City of Dunwoody, GA
 BANK #K.1.05 Suntrust Municipal Court
 DATE RANGE: 3/01/2012 THRU 3/31/2012

VENDOR I.D.	NAME	STATUS	CHECK DATE	AMOUNT	DISCOUNT	CHECK NO	CHECK STATUS	CHECK AMOUNT
000278	DeKalb State Court							
I-Bolling William	DeKalb State Court	R	3/08/2012			201597		
745 0000.121500.00	Claims & Judgments Payable	DeKalb State Court		2,090.00				2,090.00
000278	DeKalb State Court							
I-Brazell Quentin	DeKalb State Court	R	3/08/2012			201598		
745 0000.121500.00	Claims & Judgments Payable	DeKalb State Court		1,447.50				1,447.50
000278	DeKalb State Court							
I-Ortiz Nixon	DeKalb State Court	R	3/08/2012			201599		
745 0000.121500.00	Claims & Judgments Payable	DeKalb State Court		950.00				950.00
1	BLACK, WILLIAM CHADWICK							
I-000201203051563	BLACK, WILLIAM CHADWICK:	R	3/08/2012			201600		
745 0000.121500.01	Jail Bonds Payable	Cash Refund:DPD2730		15.00				15.00
1	RICE, DANIEL S							
I-000201203051565	RICE, DANIEL S:	R	3/08/2012			201602		
745 0000.121500.01	Jail Bonds Payable	Bond Refund:D0000958		350.00				350.00
1	WEST, HOLLY KAZMET							
I-000201203051566	WEST, HOLLY KAZMET:	R	3/08/2012			201603		
745 0000.121500.01	Jail Bonds Payable	Bond Refund:D0001130		905.00				905.00
1	SUTLIVE, BRYAN A							
I-000201203051567	SUTLIVE, BRYAN A:	R	3/08/2012			201604		
745 0000.121500.01	Jail Bonds Payable	Bond Refund:D0001223		420.00				420.00
1	HINTON, RODNEY D							
I-000201203051568	HINTON, RODNEY D:	R	3/08/2012			201605		
745 0000.121500.01	Jail Bonds Payable	Bond Refund:D0001253		830.00				
745 0000.121500.01	Jail Bonds Payable	Bond Refund:D0001253		230.00				1,060.00
1	PATTERSON, DERRICK							
I-000201203051569	PATTERSON, DERRICK:	R	3/08/2012			201606		
745 0000.121500.01	Jail Bonds Payable	Bond Refund:D0001382		350.00				350.00
1	EATON, SUSAN R							
I-000201203051570	EATON, SUSAN R:	R	3/08/2012			201607		
745 0000.121500.01	Jail Bonds Payable	Bond Refund:D0001496		1,014.00				1,014.00
1	WILSON, NICHOLAS C							
I-000201203051571	WILSON, NICHOLAS C:	R	3/08/2012			201608		
745 0000.121500.01	Jail Bonds Payable	Bond Refund:D0001503		80.00				80.00

VENDOR SET: 01 City of Dunwoody, GA
 BANK: 05 Suntrust Municipal Court
 DATE RANGE: 3/01/2012 THRU 3/31/2012

#K.1.

VENDOR I.D.	NAME	STATUS	CHECK DATE	AMOUNT	DISCOUNT	CHECK NO	CHECK STATUS	CHECK AMOUNT
1	KIMBALL, JUDITH C							
I-000201203051572	KIMBALL, JUDITH C:	R	3/08/2012			201609		
745 0000.121500.01	Jail Bonds Payable			Bond Refund:D0001516	430.00			430.00
1	PASCHAL, PHYLLIS KAY							
I-000201203051573	PASCHAL, PHYLLIS KAY:	R	3/08/2012			201610		
745 0000.121500.01	Jail Bonds Payable			Bond Refund:D0001543	1,825.00			1,825.00
1	CAMBRICE, KAREEN MALIK							
I-000201203051574	CAMBRICE, KAREEN MALIK:	R	3/08/2012			201611		
745 0000.121500.01	Jail Bonds Payable			Bond Refund:D0001584	175.00			
745 0000.121500.01	Jail Bonds Payable			Bond Refund:D0001584	730.00			905.00
1	BUTLER, DE ANGELO THOMAS							
I-000201203051575	BUTLER, DE ANGELO THOMAS:	R	3/08/2012			201612		
745 0000.121500.01	Jail Bonds Payable			Bond Refund:D0001605	75.00			75.00
1	MCNEASE, STANLEY							
I-000201203051576	MCNEASE, STANLEY:	R	3/08/2012			201613		
745 0000.121500.01	Jail Bonds Payable			Bond Refund:D0001608	350.00			350.00
1	MANLEY, PATRICIA CHAMBERS							
I-000201203051577	MANLEY, PATRICIA CHAMBERS:	R	3/08/2012			201614		
745 0000.121500.01	Jail Bonds Payable			Bond Refund:D0001616	350.00			350.00
1	MURRAY-MARCUS, SHEILA							
I-000201203051578	MURRAY-MARCUS, SHEILA:	R	3/08/2012			201615		
745 0000.121500.01	Jail Bonds Payable			Bond Refund:D0001626	75.00			75.00
1	KLEIN, MISTY LEAETTE							
I-000201203051579	KLEIN, MISTY LEAETTE:	R	3/08/2012			201616		
745 0000.121500.01	Jail Bonds Payable			Bond Refund:D0001629	200.00			200.00
000115	DeKalb County Jail							
I-February 2012	DeKalb County Jail	R	3/22/2012			201617		
745 0000.121800.00	Due to State Agencies			DeKalb County Jail	1,192.79			1,192.79
000116	DeKalb County Finance Dept.							
I-February 2012	DeKalb County Finance Dept.	R	3/22/2012			201618		
745 0000.121800.00	Due to State Agencies			DeKalb County Financ	5,524.38			5,524.38
000118	Peace Officers'							
I-February 2012	Peace Officers'	R	3/22/2012			201619		
745 0000.121800.00	Due to State Agencies			Peace Officers'	5,603.67			5,603.67

VENDOR SET: 01 City of Dunwoody, GA
 BANK #K.1.05 Suntrust Municipal Court
 DATE RANGE: 3/01/2012 THRU 3/31/2012

VENDOR I.D.	NAME	STATUS	CHECK DATE	AMOUNT	DISCOUNT	CHECK NO	CHECK STATUS	CHECK AMOUNT
000146	GSCCCA							
I-February 2012	GSCCCA	R	3/22/2012			201620		
745 0000.121800.00	Due to State Agencies	GSCCCA		26,983.77				26,983.77
001062	DeKalb Co Drug Abuse Treatment							
I-February 2012	DeKalb Co Drug Abuse Treatment	R	3/22/2012			201621		
745 0000.121800.00	Due to State Agencies	DeKalb Co Drug Abuse		238.85				238.85
1	KUVAC, IVAN							
I-000201203191581	KUVAC, IVAN:	R	3/22/2012			201623		
745 0000.121500.01	Jail Bonds Payable	Bond Refund:D0001253		400.00				400.00
1	MACK, ANTONIA							
I-000201203191582	MACK, ANTONIA:	R	3/22/2012			201624		
745 0000.121500.01	Jail Bonds Payable	Bond Refund:D0001398		1,675.00				1,675.00
1	FAROOQUI, SHAHMIR N							
I-000201203191583	FAROOQUI, SHAHMIR N:	R	3/22/2012			201625		
745 0000.121500.01	Jail Bonds Payable	Bond Refund:D0001490		160.00				160.00
1	TOURE, ABDOULAYE							
I-000201203191584	TOURE, ABDOULAYE:	R	3/22/2012			201626		
745 0000.121500.01	Jail Bonds Payable	Bond Refund:D0001526		750.00				
745 0000.121500.01	Jail Bonds Payable	Bond Refund:D0001526		220.00				
745 0000.121500.01	Jail Bonds Payable	Bond Refund:D0001527		750.00				1,720.00
1	BRYANT, BRANDON JORDON							
I-000201203191585	BRYANT, BRANDON JORDON:	R	3/22/2012			201627		
745 0000.121500.01	Jail Bonds Payable	Bond Refund:D0001529		350.00				350.00
1	WILLIAMS, EMERY F							
I-000201203191586	WILLIAMS, EMERY F:	R	3/22/2012			201628		
745 0000.121500.01	Jail Bonds Payable	Bond Refund:D0001531		730.00				730.00
1	MCCRARY, FRED R							
I-000201203191587	MCCRARY, FRED R:	R	3/22/2012			201629		
745 0000.121500.01	Jail Bonds Payable	Bond Refund:D0001533		730.00				730.00
1	RAMOS-VILLANUEVA, RENE							
I-000201203191588	RAMOS-VILLANUEVA, RENE:	R	3/22/2012			201630		
745 0000.121500.01	Jail Bonds Payable	Bond Refund:D0001630		175.00				
745 0000.121500.01	Jail Bonds Payable	Bond Refund:D0001630		730.00				
745 0000.121500.01	Jail Bonds Payable	Bond Refund:D0001630		750.00				1,655.00

VENDOR SET: 01 City of Dunwoody, GA
 BANK: 05 Suntrust Municipal Court
 DATE RANGE: 3/01/2012 THRU 3/31/2012

#K.1.

VENDOR I.D.	NAME	STATUS	CHECK DATE	AMOUNT	DISCOUNT	CHECK NO	CHECK STATUS	CHECK AMOUNT
1	MILLS, SHANAIR SHANIQUE							
I-000201203191589	MILLS, SHANAIR SHANIQUE:	R	3/22/2012			201631		
745 0000.121500.01	Jail Bonds Payable		Bond Refund:D0001642	350.00				350.00
1	ACOSTA, MANUEL							
I-000201203191590	ACOSTA, MANUEL:	R	3/22/2012			201632		
745 0000.121500.01	Jail Bonds Payable		Bond Refund:D0001643	135.00				135.00
1	GREEN, LONELL ALVIN							
I-000201203191591	GREEN, LONELL ALVIN:	R	3/22/2012			201633		
745 0000.121500.01	Jail Bonds Payable		Bond Refund:D0001647	450.00				450.00
1	SEGURA, DAVID ALEXANDER							
I-000201203191592	SEGURA, DAVID ALEXANDER:	R	3/22/2012			201634		
745 0000.121500.01	Jail Bonds Payable		Bond Refund:D0001649	175.00				175.00
1	JACKSON, MICHELE NATESHA							
I-000201203191593	JACKSON, MICHELE NATESHA:	R	3/22/2012			201635		
745 0000.121500.01	Jail Bonds Payable		Bond Refund:D0001655	350.00				350.00
1	DOMINGUEZ-HERRERA, ALMA							
I-000201203191594	DOMINGUEZ-HERRERA, ALMA:	R	3/22/2012			201636		
745 0000.121500.01	Jail Bonds Payable		Bond Refund:D0001658	730.00				730.00
1	ROBINSON, LAKIM							
I-000201203191595	ROBINSON, LAKIM:	R	3/22/2012			201637		
745 0000.121500.01	Jail Bonds Payable		Bond Refund:D0001653	50.00				50.00
1	FENNELLY, DAVID JERMIAH							
I-000201203191596	FENNELLY, DAVID JERMIAH:	R	3/22/2012			201638		
745 0000.121500.01	Jail Bonds Payable		Bond Refund:D0001660	105.00				105.00
1	AVERY, SHADIYDAH M							
I-000201203191597	AVERY, SHADIYDAH M:	R	3/22/2012			201639		
745 0000.121500.01	Jail Bonds Payable		Bond Refund:D0001638	350.00				350.00
1	LOPEZ, CESAR AUGUSTO							
I-000201203191598	LOPEZ, CESAR AUGUSTO:	R	3/22/2012			201640		
745 0000.121500.01	Jail Bonds Payable		Bond Refund:D0001638	350.00				350.00
1	GONZALES, ALFREDO							
I-000201203191599	GONZALES, ALFREDO:	R	3/22/2012			201641		
745 0000.121500.01	Jail Bonds Payable		Bond Refund:D0001638	350.00				350.00

VENDOR SET: 01 City of Dunwoody, GA

BANK #K.1.05 Suntrust Municipal Court

DATE RANGE: 3/01/2012 THRU 3/31/2012

VENDOR I.D.	NAME	STATUS	CHECK DATE	AMOUNT	DISCOUNT	CHECK NO	CHECK STATUS	CHECK AMOUNT
1	PAYNE, CAMPION LEWIS							
I-000201203191600	PAYNE, CAMPION LEWIS:	R	3/22/2012			201642		
745 0000.121500.01	Jail Bonds Payable		Bond Refund:12378	630.00				630.00
1	BRUCE, RYAN STEVEN							
I-000201203191601	BRUCE, RYAN STEVEN:	R	3/22/2012			201643		
745 0000.121500.01	Jail Bonds Payable		Bond Refund:D0001663	50.00				50.00

* * T O T A L S * *	NO	INVOICE AMOUNT	DISCOUNTS	CHECK AMOUNT
REGULAR CHECKS:	45	0.00	0.00	63,929.96
HAND CHECKS:	0	0.00	0.00	0.00
DRAFTS:	0	0.00	0.00	0.00
EFT:	0	0.00	0.00	0.00
NON CHECKS:	0	0.00	0.00	0.00
VOID CHECKS:	0 VOID DEBITS	0.00		
	VOID CREDITS	0.00	0.00	0.00

TOTAL ERRORS: 0

** G/L ACCOUNT TOTALS **

G/L ACCOUNT	NAME	AMOUNT
745 0000.121500.00	Claims & Judgments Payable	4,487.50
745 0000.121500.01	Jail Bonds Payable	19,899.00
745 0000.121800.00	Due to State Agencies	39,543.46
	*** FUND TOTAL ***	63,929.96

VENDOR SET: 01	BANK: 05	TOTALS:	45	63,929.96CR	0.00	63,929.96
BANK: 05	TOTALS:		45	63,929.96CR	0.00	63,929.96
REPORT TOTALS:			183	984,568.33CR	0.00	984,568.33

SELECTION CRITERIA

VENDOR SET: 01-City of Dunwoody
 VENDOR: ALL
 BANK CODES: All
 FUNDS: All

CHECK SELECTION

CHECK RANGE: 000000 THRU 999999
 DATE RANGE: 3/01/2012 THRU 3/31/2012
 CHECK AMOUNT RANGE: 0.00 THRU 999,999,999.99
 INCLUDE ALL VOIDS: YES

PRINT OPTIONS

SEQUENCE: CHECK NUMBER

PRINT TRANSACTIONS: YES
 PRINT G/L: YES
 UNPOSTED ONLY: NO
 EXCLUDE UNPOSTED: YES
 MANUAL ONLY: NO
 STUB COMMENTS: NO
 REPORT FOOTER: NO
 CHECK STATUS: NO
 PRINT STATUS: * - All

Convention Visitors' Bureau of Dunwoody
Monthly Statement of Revenues and Expenses
March 31, 2012

CVB of Dunwoody	Total Annual		Variance	
	Budget	YTD Budget	YTD Actual	(% of YTD Budget) Prior YTD Actual
Fund Balance	35,000	35,000	35,000	100%
Revenues				
Interest Revenue	2,400	600	536	89%
Tax Revenue	738,000	168,700	190,640	113%
Total Revenues	775,400	204,300	226,176	111%
Expenditures				
<i>Employees/Personnel</i>				
Salaries	178,508	43,525	39,480	91%
Benefits	26,776	6,529	4,049	62%
Payroll Taxes	18,154	4,428	3,715	84%
Unemployment	-	-	-	
Medic	-	-	-	(139)
<i>Total Employees/Personnel Expenditures</i>	223,438	54,482	47,244	87%
<i>Administrative</i>				
Legal & Professional Fees	14,400	3,600	11,771	327%
Meeting Expense	-	-	-	252
Rent	28,362	4,988	4,918	99%
Insurance	2,500	625	1,303	208%
Postage/Courier/Ovenight Mail	2,400	600	333	56%
Telephone/Internet	3,600	900	1,096	122%
Licenses & Fees	15,000	3,750	3,470	93%
Miscellaneous	2,400	600	1,268	211%
Office Expense	3,000	750	3,542	472%
Vehicle Expenses	1,800	450	676	150%
Furniture & Fixtures	8,500	2,125	2,485	117%
<i>Total Administrative Expenditures</i>	81,962	18,388	30,863	168%
<i>Marketing</i>				
Research	-	-	-	-
Graphic Design	40,000	10,000	9,432	94%
Public Relations	12,000	3,000	3,000	100%
Web Site	60,000	15,000	9,652	64%
Advertising	183,000	45,750	49,810	109%
Printing	25,000	6,250	560	9%
Travel	12,000	3,000	3,523	117%
Dues & Subscriptions	11,900	2,975	-	0%
Memberships	10,000	2,500	7,304	292%
Photography	6,500	5,000	-	0%
Meals & Entertainment	1,800	450	1,025	228%
Miscellaneous	6,000	1,500	-	0%
<i>Total Marketing Expenditures</i>	368,200	95,425	84,306	88%
<i>Promotional</i>				
Promotions	24,000	6,000	-	0%
Community Development	14,400	3,600	6,909	192%
Conventions and Trade Shows	24,000	6,000	8,926	149%
Event Hosting & Site Visits	14,400	3,600	500	14%
Site Visits	-	-	-	-
Sponsorships	10,000	2,500	4,000	160%
Promotional Materials	15,000	3,750	2,018	54%
<i>Total Promotional Expenditures</i>	101,800	25,450	22,353	88%
Total Expenditures	775,400	193,744	184,766	95%
Total Revenues over/(under) Expenditures	-	10,556	41,410	392%
				14,234