
MEMORANDUM

To: Mayor and City Council

From: Christopher Pike, Finance Director

Date: 11/12/2012

Subject: **Presentation of Financial Statements for the 2012 Fiscal Year through 9/30/2012. (Chris Pike)**

ITEM DESCRIPTION

Following are the financial highlights for fiscal year 2012 through September, 2012. Through September, revenues continue to be strong and exceed the budget by \$1.5 million while expenses are nearly \$2 million below budget. Revenues are strong mainly because of the large franchise fees received and will help balance any weaknesses in property tax valuations. Court fines trend over last year because of the weather freeze in 2011 and the amnesty program in 2012. Permitting is way above budget due to major renovations at the mall and Marriott (see the comment in expenses.) During September, the City received \$85,000 from La Méridien to begin renovations at the hotel. As a point of caution, over a third of our annual revenues are still pending for the final quarter of the year. However, I see no overall weakness in our 2012 revenue or expenditure projections.

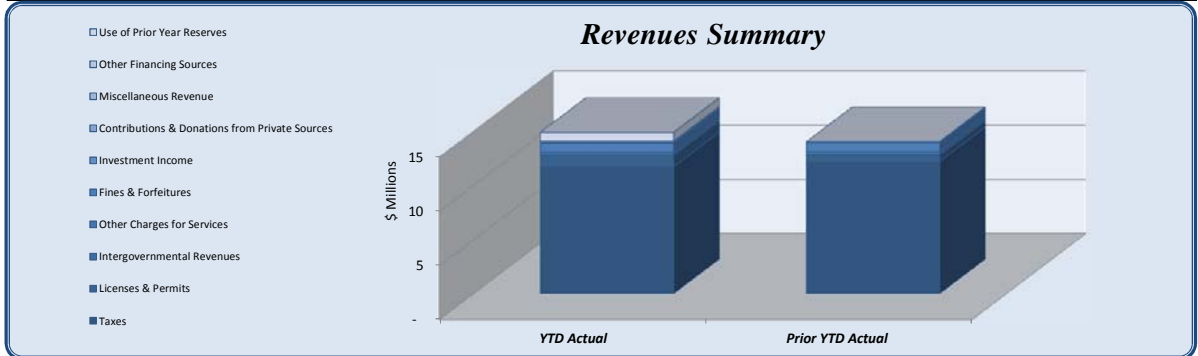
No surprises on expenses either. The contract for Building Inspections calls for a 70/30 split with the contractor. As revenues have far exceeded the budget, so will expenditures. With a mid-year true-up, the fee for Building Inspections now exceeds the budget by \$172,000. Transfers from the General Fund for E911 through September are \$92,000 less than initially budgeted.

RECOMMENDED ACTION

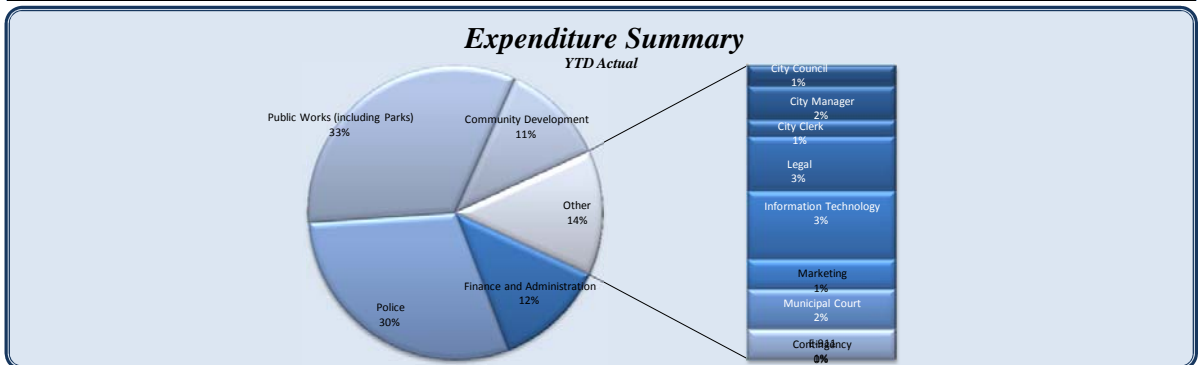
For discussion only; no action is required.

City of Dunwoody
YTD Statement of Revenues and
Expenses Through September 30, 2012

Revenues	Total Annual Budget	YTD Budget	YTD Actual	YTD Variance		Prior YTD Actual	Flux (Diff from Prior Year)
				(\$ '000)	(% of YTD Budget)		
Taxes	18,211,000	11,094,499	11,715,255	621	106%	12,196,970	(481,715)
Licenses & Permits	872,000	384,003	1,061,543	678	276%	606,089	455,454
Intergovernmental Revenues	525,000	-	33,500	34		41,929	(8,429)
Other Charges for Services	402,000	204,747	234,508	30	115%	242,329	(7,821)
Fines & Forfeitures	1,110,000	832,500	849,926	17	102%	855,818	(5,893)
Investment Income	5,000	3,753	9,367	6	250%	10,242	(875)
Contributions & Donations from Private Sources	-	-	-	-	-	-	-
Sources	2,500	1,872	93,395	92	4989%	10,560	82,835
Miscellaneous Revenue	94,000	70,497	97,594	27	138%	79,205	18,388
Other Financing Sources	-	-	-	-	-	-	-
Use of Prior Year Reserves	800,574	800,574	800,574	-	100%	-	800,574
Total Revenues	22,022,074	13,392,445	14,895,661	1,503	111%	14,043,143	852,519



Expenditures	Total Annual Budget	YTD Budget	YTD Actual	Variance		Prior YTD Actual	Flux (Diff from Prior Year)
				(\$ '000)	(% of YTD Budget)		
City Council	198,277	161,059	137,757	23	86%	137,056	(701)
City Manager	327,083	246,273	225,143	21	91%	168,501	(56,642)
City Clerk	187,526	130,054	109,093	21	84%	94,479	(14,614)
Legal	457,552	385,419	366,872	19	95%	380,632	13,760
Finance and Administration	2,672,805	2,021,117	1,761,011	260	87%	2,044,492	283,481
Information Technology	561,731	466,596	451,642	15	97%	574,150	122,508
Marketing	298,907	225,489	199,497	26	88%	160,835	(38,661)
Municipal Court	403,794	313,297	267,572	46	85%	205,971	(61,601)
Police	5,782,984	4,553,612	4,258,330	295	94%	4,647,449	389,119
E-911	369,500	292,625	200,887	92	69%	284,665	83,778
Public Works (including Parks)	6,788,783	5,297,521	4,682,110	615	88%	2,575,797	(2,106,313)
Community Development	2,295,250	1,746,517	1,640,818	106	94%	1,467,408	(173,410)
Contingency	575,000	431,253	-	431	0%	-	-
Total Expenditures	20,919,192	16,270,832	14,300,732	1,970	88%	12,741,437	(1,559,295)



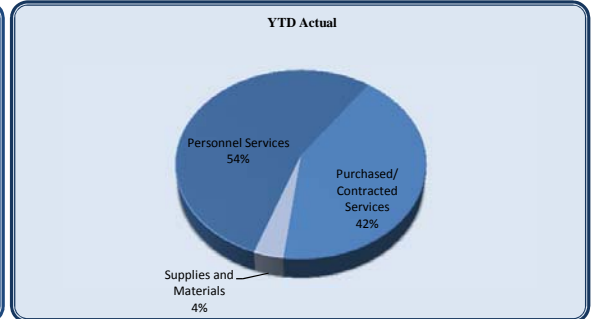
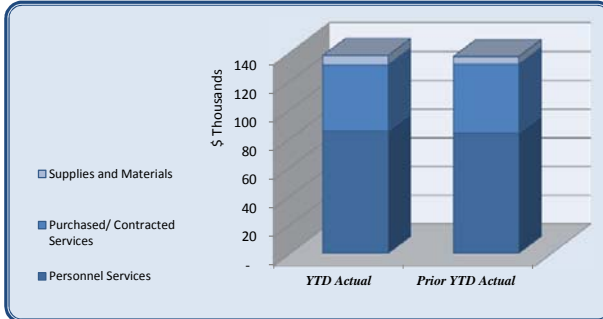
Total Revenues over/(under) Expenditures	1,102,882	(2,878,387)	594,929	3,473,316	1,301,706	(706,777)
---	------------------	--------------------	----------------	------------------	------------------	------------------

City of Dunwoody
YTD Statement of Revenues and
Expenses Through September 30, 2012

Revenues	Total Annual	YTD Budget	YTD Actual	Variance		Prior YTD Actual	Flux (Diff from Prior Year)
	Budget			(% of YTD Budget)	(\$ '000)		
Real Property Tax	5,050,000	2,325,000	2,339,402	14	101%	2,541,033	(201,631)
Personal Property Tax	360,000	180,000	173,553	(6)	96%	205,335	(31,782)
Motor Vehicle	250,000	187,497	256,607	69	137%	192,736	63,872
Intangibles (Reg & Recording)	60,000	45,000	42,124	(3)	94%	71,266	(29,142)
Franchise Fees	3,400,000	3,175,000	3,485,361	310	110%	3,384,164	101,198
Homestead Option Sales Tax	2,600,000	1,299,999	1,537,569	238	118%	1,957,163	(419,594)
Hotel/Motel Tax	1,123,000	842,247	831,803	(10)	99%	803,909	27,894
Alcoholic Beverage Excise Tax	560,000	420,003	442,725	23	105%	415,742	26,983
MVR Excise Tax	95,000	71,253	75,201	4	106%	76,813	(1,611)
Business & Occupation Tax	2,500,000	2,440,000	2,407,531	(32)	99%	2,421,324	(13,794)
Insurance Premium Tax	2,100,000	-	-	-	-	-	-
Financial Institutions Tax	95,000	95,000	113,558	19	120%	101,622	11,936
Penalties & int on delinq tax	3,000	2,250	-	(2)	0%	2,518	(2,518)
Pen & Int on delinq taxes-Business	15,000	11,250	9,819	(1)	87%	23,344	(13,525)
Taxes	18,211,000	11,094,499	11,715,255	621	106%	12,196,970	(481,715)
Alcoholic Beverage Licenses	360,000	-	66,385	66	-	28,752	37,632
Other Licenses and Permits	-	-	1,050	1	-	-	1,050
Planning & Zoning Fees	12,000	9,000	23,097	14	257%	7,640	15,457
Bldg Structures & Equipment	500,000	375,003	925,166	550	247%	569,497	355,669
Soil Erosion	-	-	22,846	23	-	200	22,646
Tree Bank	-	-	23,000	23	-	-	23,000
Licenses & Permits	872,000	384,003	1,061,543	678	276%	606,089	455,454
Federal Grants	-	-	-	-	-	18,853	(18,853)
State Grants	525,000	-	-	-	-	23,076	(23,076)
Local Government Grants	-	-	33,500	34	-	-	33,500
Intergovernmental Revenues	525,000	-	33,500	34	-	41,929	(8,429)
Election Qualifying Fees	-	-	-	-	-	3,600	(3,600)
Special Police Services	10,000	7,497	13,430	6	179%	11,045	2,385
Fingerprinting Fee	5,000	3,753	5,198	1	139%	5,165	33
Public Safety-Other	36,000	27,000	30,425	3	113%	28,003	2,422
Special Assessments	20,000	10,000	10,212	0	102%	10,821	(608)
Streetlight Fees	327,000	153,500	157,622	4	103%	168,445	(10,823)
Recreation Program Fees	-	-	9,670	10	-	10,500	(830)
Pavilion Rentals	4,000	2,997	7,950	5	265%	4,750	3,200
NSF Fees	-	-	-	-	-	-	-
Other Charges for Services	402,000	204,747	234,508	30	115%	242,329	(7,821)
Municipal Court Fines & Forfeitures	1,100,000	825,003	849,926	25	103%	855,518	(5,593)
Cash Confiscation	10,000	7,497	-	(7)	0%	300	(300)
Fines & Forfeitures	1,110,000	832,500	849,926	17	102%	855,818	(5,893)
Interest Revenue	5,000	3,753	9,367	6	250%	10,242	(875)
Investment Income	5,000	3,753	9,367	6	250%	10,242	(875)
Contr & Don From Priv Sources	-	-	88,780	89	-	7,500	81,280
Explorer Donations	2,500	1,872	4,365	2	233%	3,060	1,305
Donations	-	-	250	0	-	-	250
Contributions & Donations from Private Sour	2,500	1,872	93,395	92	4989%	10,560	82,835
Rents & Royalties	79,000	59,247	44,740	(15)	76%	45,275	(535)
Reimb for damaged property	-	-	49,592	50	-	23,101	26,490
Other Charges For Services	15,000	11,250	3,262	(8)	29%	10,829	(7,567)
Miscellaneous Revenue	94,000	70,497	97,594	27	138%	79,205	18,388
Operating Transfer In-MV	-	-	-	-	-	-	-
Oper Xfer In-Court	-	-	-	-	-	-	-
Oper Xfer In-Hotel/Motel	-	-	-	-	-	-	-
Other Financing Sources	-	-	-	-	-	-	-
Use of Prior Year Reserves	800,574	800,574	800,574	-	100%	-	800,574
Total Revenues	22,022,074	13,392,445	14,895,661	1,503	111%	14,043,143	852,519

City of Dunwoody
YTD Statement of Revenues and
Expenses Through September 30, 2012

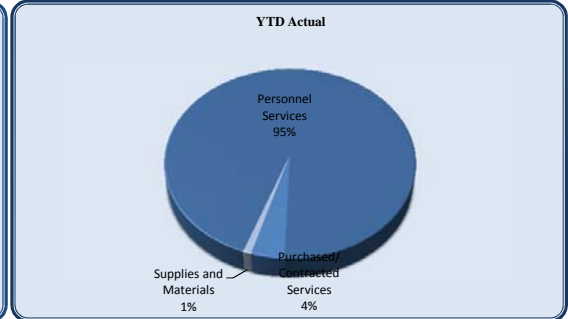
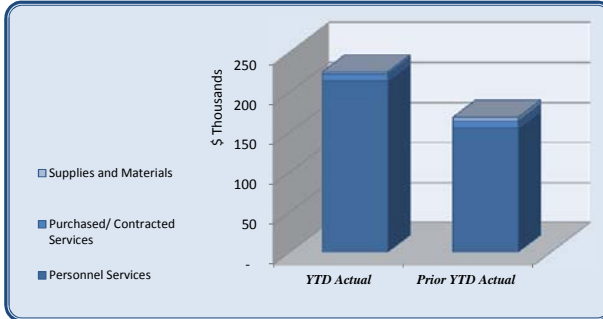
City Council	Total Annual Budget	YTD Budget	YTD Actual	Variance (\$ '000)	(% of YTD Budget)	Prior YTD Actual	Flux (Diff from Prior Year)
Personnel Services	116,277	87,417	85,346	2	98%	84,019	(1,327)
Purchased/ Contracted Services	66,500	61,634	46,094	16	75%	47,686	1,592
Supplies and Materials	15,500	12,008	6,318	6	53%	5,351	(966)
Total City Council	198,277	161,059	137,757	23	86%	137,056	(701)



City Council	Total Annual Budget	YTD Budget	YTD Actual	Variance (\$ '000)	(% of YTD Budget)	Prior YTD Actual	Flux (Diff from Prior Year)
Regular Salaries	88,000	66,000	66,000	0	100%	66,000	-
Group Insurance	21,545	16,365	14,684	2	90%	13,112	(1,571)
Social Security	5,456	4,095	3,779	0	92%	3,977	198
Medicare	1,276	957	884	0	92%	930	46
Unemployment Insurance	-	-	-	-	-	-	-
Personnel Services	116,277	87,417	85,346	2	98%	84,019	(1,327)
Professional Services	2,500	2,091	1,117	1	53%	1,050	(67)
Technical Services	500	378	103	0	27%	7	(96)
Property/Liability Insurance	45,000	45,000	34,601	10	77%	37,750	3,149
Communications	500	378	992	(1)	263%	825	(167)
Printing & Binding	2,000	1,700	1,216	0	72%	201	(1,015)
Travel	8,500	6,459	4,102	2	64%	4,404	303
Dues & Fees	500	378	2,388	(2)	632%	30	(2,358)
Education & Training	7,000	5,250	1,575	4	30%	3,419	1,844
Purchased/ Contracted Services	66,500	61,634	46,094	16	75%	47,686	1,592
Supplies	2,000	1,610	1,988	(0)	123%	1,659	(329)
Food	4,000	3,270	2,229	1	68%	2,758	529
Books & Periodicals	500	378	244	0	65%	-	(244)
Small Equipment	9,000	6,750	1,856	5	27%	934	(923)
Supplies and Materials	15,500	12,008	6,318	6	53%	5,351	(966)
Total City Council	198,277	161,059	137,757	23	86%	137,056	(701)

City of Dunwoody
YTD Statement of Revenues and
Expenses Through September 30, 2012

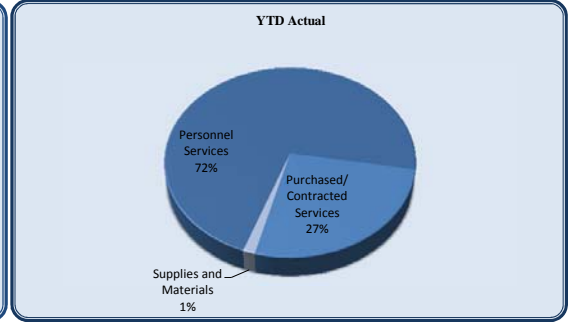
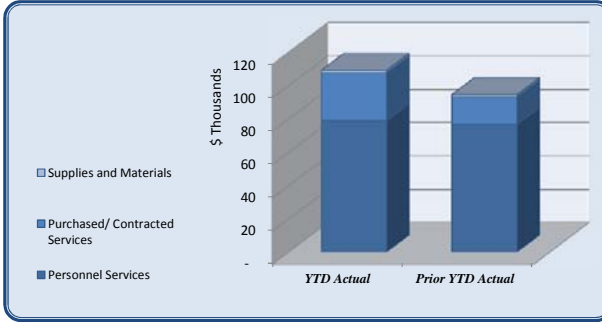
City Manager	Total Annual	YTD Budget	YTD Actual	Variance	Prior YTD Actual	Flux
	Budget					
				(\$ '000)		
Personnel Services	304,538	228,417	214,146	14	94%	(59,113)
Purchased/ Contracted Services	17,245	13,720	8,809	5	64%	278
Supplies and Materials	5,300	4,136	2,189	2	53%	2,193
Total City Manager	327,083	246,273	225,143	21	91%	(56,642)



City Manager	Total Annual	YTD Budget	YTD Actual	Variance	Prior YTD Actual	Flux
	Budget					
				(\$ '000)		
Regular Salaries	230,871	173,154	170,346	3	98%	(49,125)
Employee Benefits	-	-	-	-	-	-
Group Insurance	33,091	24,822	16,221	9	65%	(2,796)
Medicare	3,342	2,511	2,430	0	97%	(724)
Retirement	36,604	27,453	25,148	2	92%	(6,468)
Unemployment Insurance	-	-	-	-	-	-
Workers' Compensation	630	477	-	0	0%	-
Personnel Services	304,538	228,417	214,146	14	94%	(59,113)
Professional Services	1,000	750	-	1	0%	216
Technical Services	-	-	-	-	-	192
Repairs & Maintenance	-	-	-	-	-	120
Communications	2,870	2,154	1,117	1	52%	370
Printing & Binding	800	603	231	0	38%	362
Travel	4,500	3,375	2,469	1	73%	(405)
Dues & Fees	5,075	4,438	3,853	1	87%	(750)
Education & Training	3,000	2,400	1,140	1	48%	1,315
Contract Labor	-	-	-	-	-	-
Purchased/ Contracted Services	17,245	13,720	8,809	5	64%	278
Supplies	3,000	2,250	1,084	1	48%	1,491
Gasoline	-	-	-	-	-	37
Food	1,000	825	699	0	85%	33
Books & Periodicals	300	225	85	0	38%	(16)
Small Equipment	1,000	836	321	1	38%	648
Supplies and Materials	5,300	4,136	2,189	2	53%	2,193
Total City Manager	327,083	246,273	225,143	21	91%	(56,642)

City of Dunwoody
YTD Statement of Revenues and
Expenses Through September 30, 2012

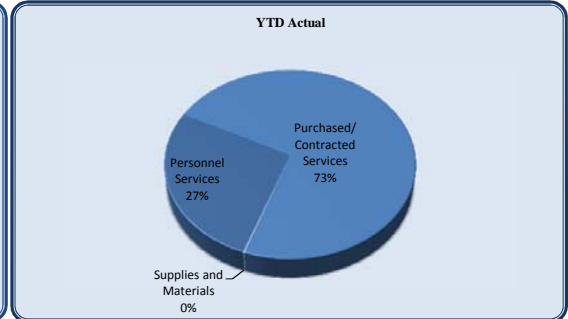
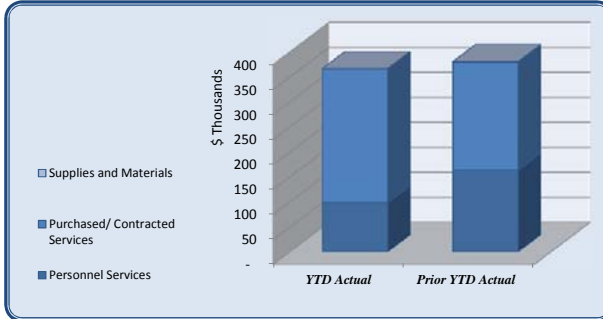
City Clerk	Total Annual	YTD Budget	YTD Actual	Variance	Prior YTD Actual	Flux
	Budget					
				(\$ '000)		
Personnel Services	107,576	81,448	78,739	3	97%	(2,081)
Purchased/ Contracted Services	53,950	45,603	28,814	17	63%	(12,298)
Supplies and Materials	4,000	3,003	1,540	1	51%	(235)
Transfers Out	22,000	-	-	-	-	-
Total City Clerk	187,526	130,054	109,093	21	84%	(14,614)



City Clerk	Total Annual	YTD Budget	YTD Actual	Variance	Prior YTD Actual	Flux
	Budget					
				(\$ '000)		
Salaries	81,135	61,396	61,396	-	100%	(1,981)
Employee Benefits	-	-	-	-	-	-
Group Insurance	11,847	8,886	6,500	2	73%	159
Medicare	1,174	882	890	(0)	101%	(43)
Retirement	13,105	10,047	9,953	0	99%	(217)
Unemployment Insurance	-	-	-	-	-	-
Workers' Compensation	315	237	-	0	0%	-
Personnel Services	107,576	81,448	78,739	3	97%	(2,081)
Professional Services	25,000	18,750	4,983	14	27%	4,807
Technical Services	250	189	-	0	0%	114
Repairs and Maintenance	18,000	18,000	17,001	1	94%	(17,001)
Communications	1,700	1,278	726	1	57%	146
Advertising	1,000	750	-	1	0%	993
Printing & Binding	500	378	-	0	0%	-
Travel	3,500	3,252	3,970	(1)	122%	(1,106)
Dues & Fees	250	189	591	(0)	313%	(333)
Education & Training	3,750	2,817	1,543	1	55%	83
Purchased/ Contracted Services	53,950	45,603	28,814	17	63%	(12,298)
Supplies	1,700	1,278	1,032	0	81%	(111)
Food	400	300	41	0	14%	103
Books & Periodicals	400	300	23	0	8%	218
Small Equipment	1,500	1,125	444	1	39%	(444)
Supplies and Materials	4,000	3,003	1,540	1	51%	(235)
Transfers to Debt Service Fund	22,000	-	-	-	-	-
Transfers Out	22,000	-	-	-	-	-
Total City Clerk	187,526	130,054	109,093	21	84%	(14,614)

City of Dunwoody
YTD Statement of Revenues and
Expenses Through September 30, 2012

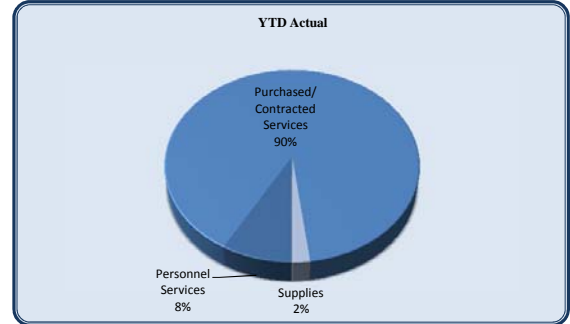
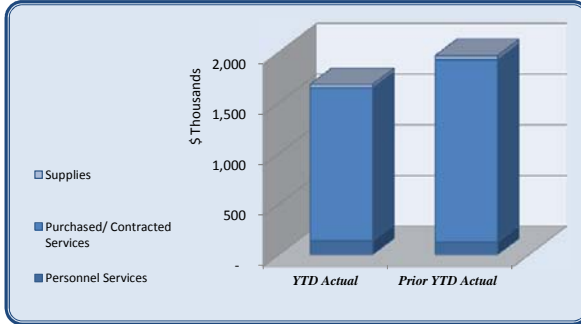
Legal	Total Annual	YTD Budget	YTD Actual	Variance	Prior YTD Actual	Flux
	Budget					
				(\$ '000)		
Personnel Services	150,302	112,722	99,018	14	88%	64,847
Purchased/ Contracted Services	306,150	271,706	267,176	5	98%	(51,138)
Supplies and Materials	1,100	991	679	0	69%	51
Total Legal	457,552	385,419	366,872	19	95%	13,760



Legal	Total Annual	YTD Budget	YTD Actual	Variance	Prior YTD Actual	Flux
	Budget					
				(\$ '000)		
Salaries	116,246	87,183	84,097	3	96%	45,544
Group Insurance	13,327	9,993	3,500	6	35%	9,019
Medicare	1,683	1,260	1,230	0	98%	583
Retirement	18,802	14,103	10,191	4	72%	9,701
Workers' Compensation	244	183	-	0	0%	-
Personnel Services	150,302	112,722	99,018	14	88%	64,847
Professional Services	295,000	263,336	262,867	0	100%	(52,468)
Technical Services	8,000	6,003	4,288	2	71%	(68)
Communications	100	75	21	0	28%	533
Printing & Binding	300	225	-	0	0%	-
Travel	1,250	939	-	1	0%	551
Dues & Fees	500	378	-	0	0%	313
Education & Training	1,000	750	-	1	0%	-
Purchased/ Contracted Services	306,150	271,706	267,176	5	98%	(51,138)
Supplies	600	491	179	0	36%	51
Food	500	500	500	-	100%	-
Supplies and Materials	1,100	991	679	0	69%	51
Total Legal	457,552	385,419	366,872	19	95%	13,760

City of Dunwoody
YTD Statement of Revenues and
Expenses Through September 30, 2012

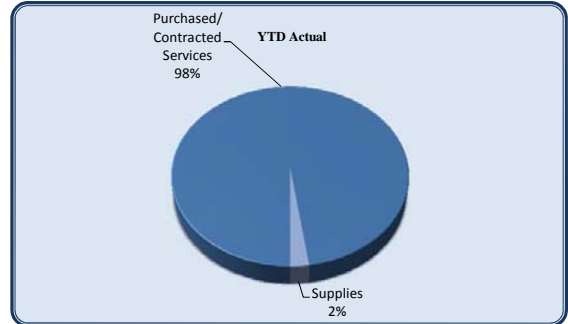
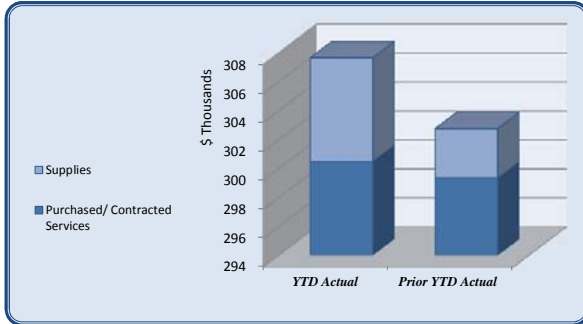
<i>Finance and Administration</i>		Total Annual Budget	YTD Budget	YTD Actual	Variance (\$ '000)	(% of YTD Budget)	Prior YTD Actual	Flux (Diff from Prior Year)
Personnel Services		212,244	158,700	138,967	20	88%	126,505	(12,462)
Purchased/ Contracted Services		2,309,981	1,729,455	1,507,594	222	87%	1,797,974	290,380
Supplies		70,580	52,962	34,450	19	65%	40,013	5,562
Transfers Out		80,000	80,000	80,000	-	100%	80,000	-
Total Finance and Administration		2,672,805	2,021,117	1,761,011	260	87%	2,044,492	283,481



<i>Finance and Administration</i>		Total Annual Budget	YTD Budget	YTD Actual	Variance (\$ '000)	(% of YTD Budget)	Prior YTD Actual	Flux (Diff from Prior Year)
Regular Salaries		124,250	92,589	92,585	0	100%	88,415	(4,170)
Group Insurance		16,779	12,585	9,930	3	79%	10,195	265
Medicare		1,800	1,359	1,276	0	94%	1,215	(61)
Retirement		20,100	15,180	14,576	1	96%	13,909	(666)
Unemployment Insurance		-	-	-	-	-	-	-
Workers' Compensation		315	237	-	0	0%	-	-
Other Employee Benefits		49,000	36,750	20,600	16	56%	12,771	(7,830)
Personnel Services		212,244	158,700	138,967	20	88%	126,505	(12,462)
Official/Admin Services		1,320,060	937,498	937,498	0	100%	1,193,678	256,180
Professional Services		168,140	142,507	60,037	82	42%	110,241	50,204
Technical Services		36,960	32,055	28,279	4	88%	28,275	(4)
Repairs & Maintenance		81,113	70,837	55,836	15	79%	33,719	(22,117)
Rentals		539,319	404,490	316,113	88	78%	329,898	13,785
Insurance		56,944	56,944	48,975	8	86%	51,753	2,777
Communications		8,400	6,309	5,116	1	81%	2,965	(2,152)
Advertising		9,500	7,131	519	7	7%	1,469	950
Printing & Binding		10,400	7,809	6,881	1	88%	2,964	(3,917)
Travel		5,500	4,755	5,245	(0)	110%	4,142	(1,104)
Dues & Fees		15,545	15,545	15,889	(0)	102%	21,472	5,583
Education & Training		36,500	27,375	16,325	11	60%	6,809	(9,516)
Other Charges		21,600	16,200	10,880	5	67%	10,590	(290)
Purchased/ Contracted Services		2,309,981	1,729,455	1,507,594	222	87%	1,797,974	290,380
Supplies		19,500	14,637	11,194	3	76%	12,498	1,304
Electricity		23,000	17,253	15,135	2	88%	17,100	1,965
Diesel		-	-	-	-	-	-	-
Food		14,280	10,710	4,243	6	40%	2,764	(1,479)
Books & Periodicals		2,000	1,512	1,013	0	67%	230	(784)
Small Equipment		11,800	8,850	2,866	6	32%	7,421	-
Supplies		70,580	52,962	34,450	19	65%	40,013	5,562
Capital Outlays		-	-	-	-	-	-	-
Debt Service		-	-	-	-	-	-	-
Transfers to Debt Service Fund		80,000	80,000	80,000	-	100%	80,000	-
Transfers to Capital		-	-	-	-	-	-	-
Transfers Out		80,000	80,000	80,000	-	100%	80,000	-
Total Finance and Administration		2,672,805	2,021,117	1,761,011	260	87%	2,044,492	283,481

City of Dunwoody
 YTD Statement of Revenues and
 Expenses Through September 30, 2012

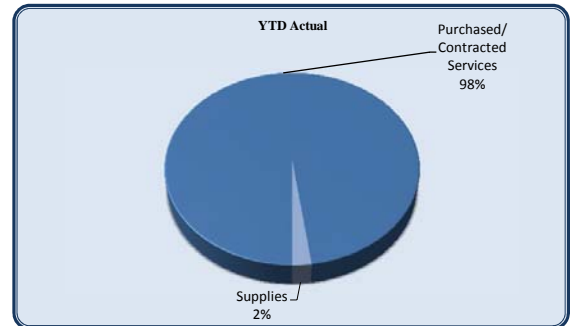
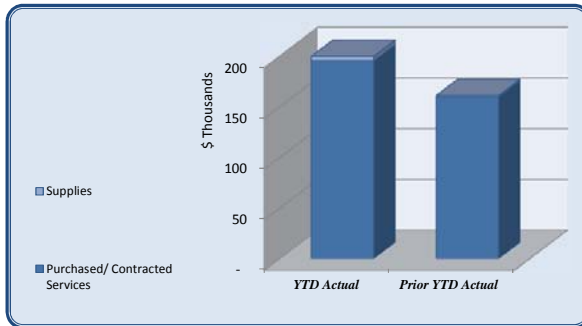
<i>Information Technology</i>		Total Annual Budget	YTD Budget	YTD Actual	Variance (\$ '000)	(% of YTD Budget)	Prior YTD Actual	Flux (Diff from Prior Year)
Purchased/ Contracted Services		400,164	306,218	300,489	6	98%	299,346	(1,143)
Supplies		17,567	16,378	7,154	9	44%	3,404	(3,749)
Transfers Out		144,000	144,000	144,000	-	100%	271,400	127,400
Total Information Technology		561,731	466,596	451,642	15	97%	574,150	122,508



<i>Information Technology</i>		Total Annual Budget	YTD Budget	YTD Actual	Variance (\$ '000)	(% of YTD Budget)	Prior YTD Actual	Flux (Diff from Prior Year)
Official/Admin Svcs		316,134	237,105	237,100	0	100%	240,588	3,488
Technical Services		5,200	4,811	3,171	2	66%	9,072	5,900
Repairs & Maintenance		49,445	39,155	37,293	2	95%	29,375	(7,918)
Rentals		-	-	-	-	-	-	-
Communications		26,385	22,895	22,874	0	100%	20,099	(2,775)
Advertising		-	-	-	-	-	-	-
Printing & Binding		500	378	-	0	0%	113	113
Travel		-	-	-	-	-	-	-
Dues & Fees		-	-	-	-	-	-	-
Education & Training		2,500	1,875	50	2	3%	100	50
Other Charges		-	-	-	-	-	-	-
Purchased/ Contracted Services		400,164	306,218	300,489	6	98%	299,346	(1,143)
Supplies		500	378	975	(1)	258%	2,585	1,610
Food		-	-	-	-	-	261	261
Books & Periodicals		-	-	100	(0)	-	-	(100)
Small Equipment		17,067	16,000	6,079	10	38%	558	-
Supplies		17,567	16,378	7,154	9	44%	3,404	(3,749)
Machinery & Equipment		-	-	-	-	-	-	-
Capital Outlays		-	-	-	-	-	-	-
Transfers to Debt Service Fund		109,000	109,000	109,000	-	100%	125,400	16,400
Transfers to Capital		35,000	35,000	35,000	-	100%	146,000	111,000
Transfers Out		144,000	144,000	144,000	-	100%	271,400	127,400
Total Information Technology		561,731	466,596	451,642	15	97%	574,150	122,508

City of Dunwoody
YTD Statement of Revenues and
Expenses Through September 30, 2012

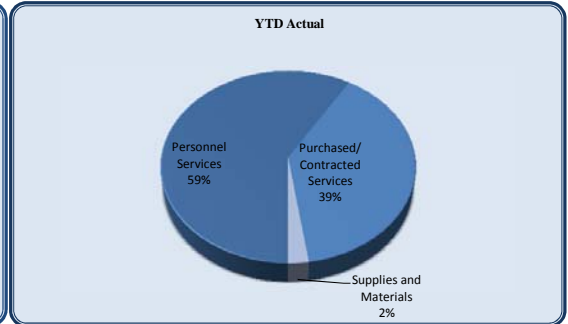
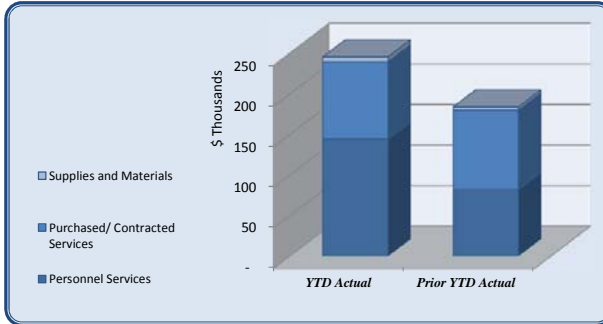
Marketing	Total Annual	YTD Budget	YTD Actual	Variance (\$ '000)	(% of YTD Budget)	Prior YTD Actual	Flux (Diff from Prior Year)
	Budget						
Purchased/ Contracted Services	288,907	217,983	195,077	23	89%	159,564	(35,513)
Supplies	10,000	7,506	4,419	3	59%	1,271	(3,148)
Total Marketing	298,907	225,489	199,497	26	88%	160,835	(38,661)



Marketing	Total Annual	YTD Budget	YTD Actual	Variance (\$ '000)	(% of YTD Budget)	Prior YTD Actual	Flux (Diff from Prior Year)
	Budget						
Official/Admin Services	182,175	136,632	136,631	0	100%	81,405	(55,226)
Professional Services	35,000	23,116	16,514	7	71%	28,275	11,762
Technical Services	3,732	3,732	3,600	0	96%	275	(3,325)
Rentals	-	-	-	-	-	-	-
Communications	3,000	2,250	200	2	9%	3,600	3,400
Advertising	48,000	39,500	37,328	2	95%	35,899	(1,429)
Printing & Binding	15,000	11,250	200	11	2%	9,450	9,250
Dues & Fees	2,000	1,503	605	1	40%	660	55
Purchased/ Contracted Services	288,907	217,983	195,077	23	89%	159,564	(35,513)
Supplies	8,000	6,003	4,419	2	74%	1,207	(3,212)
Food	2,000	1,503	-	2	0%	40	40
Books & Periodicals	-	-	-	-	-	24	24
Small Equipment	-	-	-	-	-	-	-
Supplies	10,000	7,506	4,419	3	59%	1,271	(3,148)
Total Marketing	298,907	225,489	199,497	26	88%	160,835	(38,661)

City of Dunwoody
YTD Statement of Revenues and
Expenses Through September 30, 2012

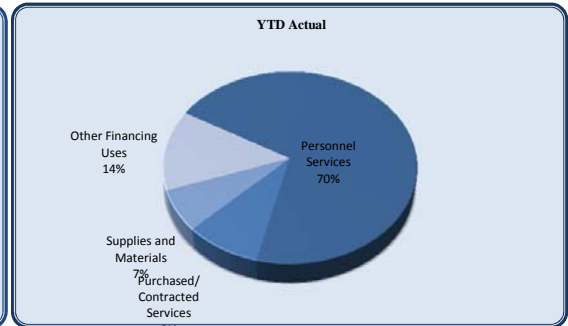
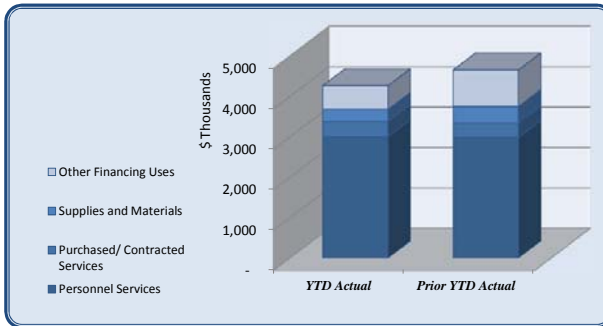
Municipal Court	Total Annual Budget	YTD Budget	YTD Actual	Variance	Prior YTD Actual		Flux
					(% of YTD Budget)	(Diff from Prior Year)	
				(\$ '000)			
Personnel Services	237,744	178,326	143,877	34	81%	81,786	(62,091)
Purchased/ Contracted Services	135,500	105,464	95,440	10	90%	97,927	2,487
Supplies and Materials	8,050	7,007	5,754	1	82%	3,758	(1,996)
Other Financing Uses	22,500	22,500	22,501	(0)	100%	22,500	(1)
Total Municipal Court	403,794	313,297	267,572	46	85%	205,971	(61,601)



Municipal Court	Total Annual Budget	YTD Budget	YTD Actual	Variance	Prior YTD Actual		Flux
					(% of YTD Budget)	(Diff from Prior Year)	
				(\$ '000)			
Regular Salaries	133,820	100,368	97,214	3	97%	39,234	(57,980)
Solicitor Salaries	33,750	25,317	13,750	12	54%	23,812	10,062
Overtime Salaries	6,000	4,500	2,313	2	51%	-	(2,313)
Group Insurance	33,633	25,230	13,665	12	54%	8,026	(5,639)
Medicare	2,426	1,821	1,555	0	85%	884	(670)
Retirement	27,099	20,325	15,380	5	76%	9,831	(5,550)
Unemployment Insurance	-	-	-	-	-	-	-
Workers' Compensation	1,016	765	-	1	0%	-	-
Personnel Services	237,744	178,326	143,877	34	81%	81,786	(62,091)
Professional Services	82,000	62,500	60,371	2	97%	45,406	(14,965)
Technical Services	18,000	12,875	12,663	0	98%	19,316	6,653
Repairs & Maintenance	15,500	14,666	14,575	0	99%	26,645	12,070
Rentals	4,000	3,000	1,598	1	53%	2,602	1,004
Communications	4,200	3,150	2,119	1	67%	2,085	(33)
Advertising	300	225	-	0	0%	-	-
Printing & Binding	800	690	724	(0)	105%	87	(637)
Travel	5,000	3,753	1,868	2	50%	663	(1,205)
Dues & Fees	1,000	750	265	0	35%	335	70
Education & Training	4,700	3,855	1,258	3	33%	788	(470)
Purchased/ Contracted Services	135,500	105,464	95,440	10	90%	97,927	2,487
Supplies	5,250	4,769	4,157	1	87%	2,648	(1,509)
Food	-	-	181	(0)	-	-	(181)
Books & Periodicals	800	603	-	1	0%	390	390
Small Equipment	2,000	1,635	1,416	0	87%	720	(696)
Supplies and Materials	8,050	7,007	5,754	1	82%	3,758	(1,996)
Transfers to Debt Service Fund	22,500	22,500	22,500	-	100%	22,500	-
Cash over/short	-	-	1	(0)	-	-	(1)
Other Financing Uses	22,500	22,500	22,501	(0)	100%	22,500	(1)
Total Municipal Court	403,794	313,297	267,572	46	85%	205,971	(61,601)

City of Dunwoody
YTD Statement of Revenues and
Expenses Through September 30, 2012

Police	Total Annual		YTD Actual	Variance (\$ '000)	(% of YTD Budget)	Prior YTD Actual	Flux (Diff from Prior Year)
	Budget	YTD Budget					
	Personnel Services	4,314,859					
Purchased/ Contracted Services	477,433	404,462	379,828	25	94%	354,969	(24,858)
Supplies and Materials	409,142	338,444	294,812	44	87%	412,010	117,197
Other Financing Uses	581,550	581,550	581,550	-	100%	899,975	318,425
Total Police	5,782,984	4,553,612	4,258,330	295	94%	4,647,449	389,119



Police	Total Annual		YTD Actual	Variance (\$ '000)	(% of YTD Budget)	Prior YTD Actual	Flux (Diff from Prior Year)
	Budget	YTD Budget					
	Regular Salaries	2,840,406					
Overtime Salaries	277,647	208,236	199,832	8	96%	155,841	(43,991)
Total Salaries	3,118,053	2,338,545	2,248,059	90	96%	2,223,524	(24,535)

Employee Benefits	-	-	-	-	-	-	-
Group Insurance	599,657	442,745	333,982	109	75%	338,550	4,568
Medicare	43,905	32,931	31,258	2	95%	31,398	140
Retirement	459,204	344,403	335,521	9	97%	308,978	(26,543)
Tuition Reimbursement	-	-	-	-	-	-	-
Unemployment Insurance	-	-	-	-	-	-	-
Workers' Compensation	94,040	70,533	53,321	17	76%	78,045	24,724
Other Employee Benefits	-	-	-	-	-	-	-
Personnel Services	1,196,806	890,612	754,082	137	85%	756,971	2,889

Professional Services	16,000	12,600	7,443	5	59%	7,251	(192)
Technical Services	26,400	19,800	20,073	(0)	101%	23,682	3,610
Cleaning Services	-	-	-	-	-	-	-
Repairs & Maintenance	126,870	99,581	110,338	(11)	111%	141,209	30,870
Repairs & Maintenance-Software	85,949	81,975	73,095	9	89%	-	(73,095)
Rentals	13,900	10,425	5,411	5	52%	7,545	2,134
Insurance	64,266	64,266	63,704	1	99%	71,535	7,831
Claims	-	-	112	(0)	-	172	61
Communications	61,600	46,200	41,626	5	90%	40,369	(1,257)
Advertising	2,500	1,875	17	1	1%	8,676	8,659
Printing & Binding	4,000	3,000	746	1	25%	1,102	356
Travel	37,760	35,282	35,854	(1)	102%	27,213	(8,642)
Dues & Fees	10,288	7,859	5,500	2	70%	6,846	1,345
Education & Training	27,900	21,600	15,908	6	74%	19,369	3,461
Other Purchased Services-Other	-	-	-	-	-	-	-
Purchased/ Contracted Services	477,433	404,462	379,828	25	94%	354,969	(24,858)

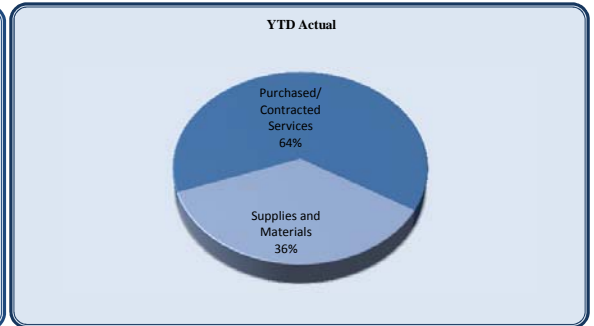
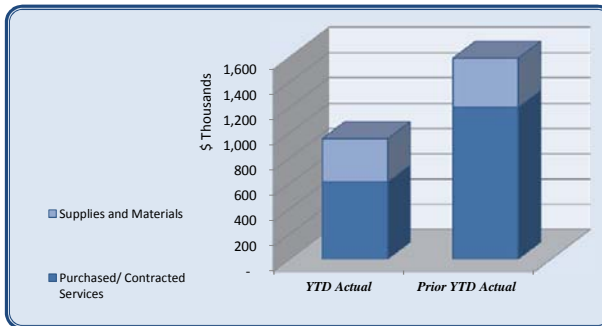
Supplies	35,620	32,747	35,487	(3)	108%	93,507	58,020
Supplies-Explorer Program	6,000	4,500	6,764	(2)	150%	2,026	(4,738)
Supplies-Ammunition	24,600	19,900	21,932	(2)	110%	-	(21,932)
Supplies-Uniforms	29,900	22,425	15,837	7	71%	-	(15,837)
Gasoline	210,000	157,500	158,063	(1)	100%	163,559	5,496
Food	6,000	4,500	3,564	1	79%	2,540	(1,024)
Books & Periodicals	2,500	2,350	2,180	0	93%	1,585	(594)
Cash Over & Short	-	-	45	(0)	-	(9)	(54)
Small Equipment	94,522	94,522	50,941	44	54%	148,801	97,860
Supplies and Materials	409,142	338,444	294,812	44	87%	412,010	117,197

Transfers to Debt Service Fund	469,500	469,500	469,500	-	100%	562,100	92,600
Transfers to Capital Fund	112,050	112,050	112,050	-	100%	337,875	225,825
Other Financing Uses	581,550	581,550	581,550	-	100%	899,975	318,425
Total Police	5,782,984	4,553,612	4,258,330	295	94%	4,647,449	389,119

City of Dunwoody
YTD Statement of Revenues and
Expenses Through September 30, 2012

E-911	Total Annual	YTD Budget	YTD Actual	Variance	Prior YTD Actual	Flux
	Budget			(% of YTD Budget)		
				(\$ '000)		
Transfers to E-911 Fund	369,500	292,625	200,887	92	69%	83,778
Total E-911	369,500	292,625	200,887	92	69%	83,778

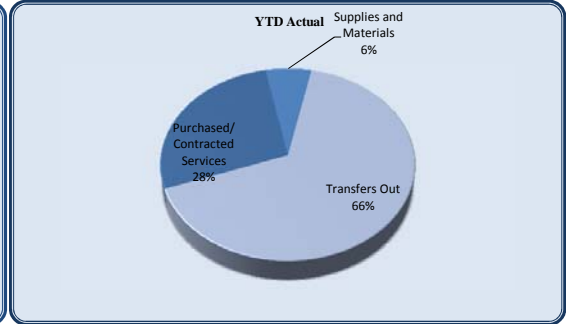
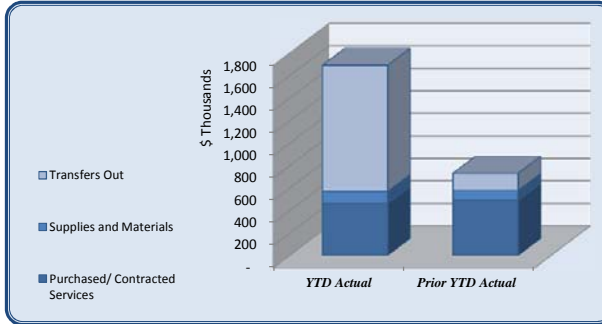
Public Works	Total Annual	YTD Budget	YTD Actual	Variance	Prior YTD Actual	Flux
	Budget			(% of YTD Budget)		
				(\$ '000)		
Purchased/ Contracted Services	1,330,259	1,002,216	611,493	391	61%	570,009
Supplies and Materials	516,750	390,403	341,235	49	87%	45,411
Transfers to Capital Fund	2,725,000	2,037,500	2,037,500	-	100%	(1,782,500)
Total Public Works	4,572,009	3,430,119	2,990,228	440	87%	(1,145,967)



Public Works	Total Annual	YTD Budget	YTD Actual	Variance	Prior YTD Actual	Flux
	Budget			(% of YTD Budget)		
				(\$ '000)		
Official/Admin Svcs	280,000	214,500	214,000	1	100%	(214,000)
Professional Services	50,000	37,503	5,250	32	14%	36,259
Professional Services-Lowe	-	-	-	-	-	503,651
Tree Fund Expenses	-	-	6,217	(6)	-	(260)
Professional Services	-	-	871	(1)	-	(871)
Technical Services	-	-	5,700	(6)	-	(5,700)
Repairs & Maintenance	23,300	17,478	17,000	0	97%	(14,275)
R&M - Signs	-	-	-	-	-	-
R&M - Storm Damage Removal	35,000	26,253	3,395	23	13%	33,319
R&M - Street Maintenance	650,734	488,052	243,207	245	50%	145,656
R&M - Traffic Signals	200,725	150,546	98,105	52	65%	59,597
R&M - Curb Replacement	-	-	-	-	-	-
R&M - Right of Way Maint	80,000	60,003	14,288	46	24%	45,823
Rentals	-	-	-	-	-	-
Claims	5,000	3,753	1,019	3	0%	774
Communications	500	378	156	0	41%	(11)
Advertising	4,000	3,000	2,204	1	73%	430
Printing & Binding	1,000	750	48	1	6%	723
Travel	-	-	33	(0)	-	6
Purchased/ Contracted Services	1,330,259	1,002,216	611,493	391	61%	570,009
Supplies-Office	1,000	750	483	0	64%	12,199
Supplies-Road Materials	50,000	40,336	46,074	(6)	114%	(6,603)
Electricity	465,000	348,750	294,678	54	84%	39,814
Books & Periodicals	500	378	-	0	0%	-
Small Equipment	250	189	-	0	0%	-
Supplies and Materials	516,750	390,403	341,235	49	87%	45,411
Operating Transfers Out	-	-	-	-	-	90,000
Transfers to Capital Fund	2,725,000	2,037,500	2,037,500	-	100%	(1,782,500)
Transfers to Capital Fund	2,725,000	2,037,500	2,037,500	-	100%	(1,782,500)
Total Public Works	4,572,009	3,430,119	2,990,228	440	87%	(1,145,967)

City of Dunwoody
YTD Statement of Revenues and
Expenses Through September 30, 2012

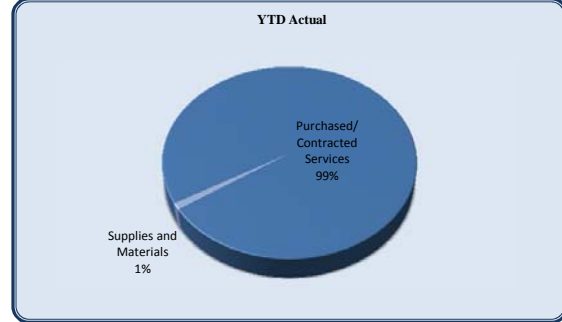
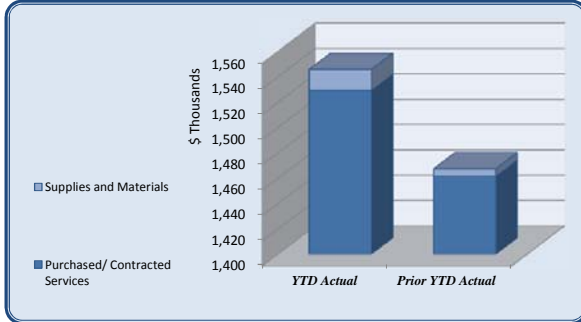
Parks and Recreation							
	Total Annual Budget	YTD Budget	YTD Actual	Variance (\$ '000)	(% of YTD Budget)	Prior YTD Actual	Flux (Diff from Prior Year)
Purchased/ Contracted Services	778,000	588,278	464,629	124	79%	491,917	27,288
Supplies and Materials	213,000	159,750	107,879	52	68%	89,620	(18,259)
Transfers Out	1,225,774	1,119,374	1,119,374	-	100%	150,000	(969,374)
Total Parks and Recreation	2,216,774	1,867,402	1,691,882	176	91%	731,537	(960,345)



Parks and Recreation							
	Total Annual Budget	YTD Budget	YTD Actual	Variance (\$ '000)	(% of YTD Budget)	Prior YTD Actual	Flux (Diff from Prior Year)
Official/Admin Svcs	150,000	108,000	108,500	(1)	100%	-	(108,500)
Professional Services	3,500	2,628	15,583	(13)	593%	94,483	78,901
Professional Services-Lowe	-	-	-	-	-	108,000	108,000
Technical Services	5,000	5,000	11,807	(7)	236%	23,740	11,933
R&M-Parks	586,000	439,500	299,084	140	68%	233,626	(65,458)
Rentals	1,000	750	1,850	(1)	247%	-	(1,850)
Property/Liability Insurance	32,100	32,100	25,649	6	80%	32,068	6,419
Communications	-	-	1,046	(1)	-	224	(822)
Advertising	-	-	710	(1)	-	-	(710)
Printing & Binding	-	-	-	-	-	-	-
Dues & Fees	400	300	400	(0)	133%	400	-
Purchased/ Contracted Services	778,000	588,278	464,629	124	79%	491,917	27,288
Supplies	65,000	48,750	28,566	20	59%	22,607	(5,959)
Utilities	138,000	103,500	67,637	36	65%	67,013	(625)
Food	-	-	181	(0)	-	-	(181)
Small Equipment	10,000	7,500	11,495	(4)	153%	-	(11,495)
Supplies and Materials	213,000	159,750	107,879	52	68%	89,620	(18,259)
Transfers to Debt Service Fund	800,574	800,574	800,574	-	100%	150,000	(650,574)
Transfers to Capital Fund	425,200	318,800	318,800	-	100%	-	(318,800)
Transfers Out	1,225,774	1,119,374	1,119,374	-	100%	150,000	(969,374)
Total Parks and Recreation	2,216,774	1,867,402	1,691,882	176	91%	731,537	(960,345)

City of Dunwoody
YTD Statement of Revenues and
Expenses Through September 30, 2012

<i>Community Development</i>	Total Annual Budget	YTD Budget	YTD Actual	Variance (\$ '000)	(% of YTD Budget)	Prior YTD Actual	Flux (Diff from Prior Year)
Purchased/ Contracted Services	2,181,750	1,636,320	1,529,473	107	93%	1,461,669	(67,804)
Supplies and Materials	18,500	15,197	16,345	(1)	108%	5,739	(10,606)
Transfers Out	95,000	95,000	95,000	-	100%	-	(95,000)
Total Community Development	2,295,250	1,746,517	1,640,818	106	94%	1,467,408	(173,410)



<i>Community Development</i>	Total Annual Budget	YTD Budget	YTD Actual	Variance (\$ '000)	(% of YTD Budget)	Prior YTD Actual	Flux (Diff from Prior Year)
Official/Admin Svcs	1,516,000	1,137,000	1,306,807	(170)	115%	1,302,550	(4,257)
Professional Services	360,000	270,000	143,742	126	53%	119,606	(24,136)
Technical Services	172,000	129,000	3,625	125	3%	5,740	2,115
Repairs & Maintenance	59,000	44,253	43,350	1	98%	12,700	(30,650)
Rentals	-	-	4,192	(4)	-	5,405	1,214
Insurance Claims	-	-	128	(0)	-	-	(128)
Communications	4,500	3,375	1,681	2	50%	1,655	(26)
Advertising	51,000	38,250	17,139	21	45%	9,253	(7,886)
Printing & Binding	5,500	4,125	1,783	2	43%	1,242	(541)
Travel	7,000	5,250	34	5	1%	1,991	1,957
Dues & Fees	2,250	1,692	5,443	(4)	322%	740	(4,703)
Education & Training	4,500	3,375	1,550	2	46%	787	(763)
Other Purchased Services-Other	-	-	-	-	-	-	-
Purchased/ Contracted Services	2,181,750	1,636,320	1,529,473	107	93%	1,461,669	(67,804)
Supplies	11,500	9,944	13,709	(4)	138%	5,089	(8,619)
Food	1,000	750	1,009	(0)	134%	551	(458)
Books & Periodicals	2,500	1,875	-	2	0%	99	99
Small Equipment	3,500	2,628	1,628	1	62%	-	(1,628)
Supplies and Materials	18,500	15,197	16,345	(1)	108%	5,739	(10,606)
Machinery & Equipment	-	-	-	-	-	-	-
Transfers to Capital Fund	95,000	95,000	95,000	-	100%	-	(95,000)
Transfers to Multiple Grants Fund	-	-	-	-	-	-	-
Transfers Out	95,000	95,000	95,000	-	100%	-	(95,000)
Total Community Development	2,295,250	1,746,517	1,640,818	106	94%	1,467,408	(173,410)

<i>Contingency</i>	Total Annual Budget	YTD Budget	YTD Actual	Variance (\$ '000)	(% of YTD Budget)	Prior YTD Actual	Flux (Diff from Prior Year)
Contingency	575,000	431,253	-	431	0%	-	-
Total Contingency	575,000	431,253	-	431	0%	-	-
Total General Fund Expenditures	17,385,749	13,557,630	11,888,582	1,669	88%	9,961,959	(1,926,623)
Total Revenues over/(under) Expenditures	4,636,325	(165,185)	3,007,079	-1820%	4,081,184	(1,074,105)	

City of Dunwoody
 YTD Statement of Revenues and
 Expenses Through September 30, 2012

<i>E911 Fund</i>	Total Annual Budget	YTD Budget	YTD Actual	Variance	Prior YTD Actual	Flux
				(\$ '000)	(% of YTD Budget)	(Diff from Prior Year)
Revenues						
E911 Revenue	775,000	581,250	677,394	96	117%	-
Transfers In	369,500	292,625	200,887	(92)	69%	1,140,000
Total Revenues	1,144,500	873,875	878,280	4	101%	1,140,000
Expenditures						
Professional Services	-	-	1,750	(2)		-
Communications	-	-	8,280	(8)		-
Machinery & Equipment	7,500	5,625	-	6	0%	570,670
Intergovernmental-E911 (Chatcomm)	1,075,000	806,250	806,250	0	100%	284,665
Transfers Out-Debt	62,000	62,000	62,000	-	100%	-
Total Expenditures	1,144,500	873,875	878,280	(4)	101%	855,335
Total Revenues over/(under) Expenditures	-	(0)	0	0	-158%	284,665

City of Dunwoody
YTD Statement of Revenues and
Expenses Through September 30, 2012

<i>Hotel Excise Tax Fund</i>	Total Annual Budget	YTD Budget	YTD Actual	Variance	Prior YTD Actual	Flux
				(\$ '000)	(% of YTD Budget)	(Difference from Prior Year)
Revenues						
Hotel/Motel Tax	1,700,000	1,275,000	1,399,694	125	110%	1,353,056 (46,637)
Interest Revenue	-	-	27	0		77 50
Total Revenues	1,700,000	1,275,000	1,399,721	125	110%	1,353,133 (46,587)
Expenditures						
Professional Services	-	-	-	-		-
Transfers to General Fund	1,020,000	765,000	839,841	(75)	110%	811,908 (27,933)
Transfers to Component Unit - CVBD	680,000	510,000	559,877	(50)	110%	541,222 (18,655)
Total Expenditures	1,700,000	1,275,000	1,399,719	(125)	110%	1,353,130 (46,588)
Total Revenues over/(under) Expenditures	-	-	2	0		3 1

City of Dunwoody
 YTD Statement of Revenues and
 Expenses Through September 30, 2012

<i>Motor Vehicle Rental Excise Tax Fund</i>	Total Annual Budget	YTD Budget	YTD Actual	Variance	Prior YTD Actual	Flux
				(\$ '000)	(% of YTD Budget)	(Difference from Prior Year)
Revenues						
MV Rental Excise Tax	100,000	75,000	75,201	0	100%	76,813 1,611
Total Revenues	100,000	75,000	75,201	0	100%	76,813 1,611
Expenditures						
Transfers to General Fund	100,000	75,000	75,201	(0)	100%	76,813 1,611
Total Expenditures	100,000	75,000	75,201	(0)	100%	76,813 1,611
Total Revenues over/(under) Expenditures	-	-	-	-	-	-

City of Dunwoody
YTD Statement of Revenues and
Expenses Through September 30, 2012

<i>Capital Projects Fund</i>	Total Annual Budget	YTD Budget	YTD Actual	Variance		Prior YTD Actual	Flux
Revenues				(\$ '000)	(% of YTD Budget)		(Difference from Prior Year)
MARTA Capital Funds	-	-	55,802	56		32,400	(23,402)
Interest Revenue	-	-	14,733	15		886	(13,848)
Operating Transfer In - General Fund	3,392,250	2,598,800	2,598,350	(0)	100%	888,875	(1,709,475)
GMA Lease Proceeds - PVC Farms	-	-	-	-		5,173,000	5,173,000
Use of PY Reserves	4,875,073	4,875,073	-	(4,875)	0%	-	-
Total Revenues	8,267,323	7,473,873	2,668,885	(4,805)	36%	6,095,161	3,426,275
Expenditures							
Machinery & Equipment	-	-	-	-		26,062	26,062
City Clerk	-	-	-	-		26,062	26,062
Repairs and Maintenance	7,007	7,007	7,007	-	100%	-	(7,007)
Small Equipment	18,293	18,293	18,562	(0)	101%	-	(18,562)
Machinery & Equipment	11,849	8,887	-	9	0%	29,090	29,090
Information Technology	37,149	34,187	25,569	9	75%	29,090	3,521
Supplies	-	-	-	-		-	-
Buildings	-	-	-	-		17,331	17,331
Machinery & Equipment	-	-	-	-		124,331	124,331
Facilities	-	-	-	-	-	141,662	141,662
Technical Services	-	-	-	-		-	-
Small Equipment	36,598	36,598	36,598	0	100%	-	(36,598)
Machinery & Equipment	1,762,827	1,322,120	43,654	278	3%	160,601	116,947
Police Department	1,799,425	1,358,718	80,252	278	6%	160,601	80,349
Professional Services	-	-	-	-		-	-
Repairs & Maintenance	2,093,768	1,570,326	900,714	670	57%	21,195	(879,519)
Supplies	22,570	22,570	2,440	20	11%	24,665	22,224
Professional Services	76,411	76,411	92,306	(16)	121%	14,390	(77,916)
Small Equipment	-	-	-	-		-	-
Infrastructure	3,447,964	2,585,973	934,188	652	36%	929,158	(5,031)
Operating Transfers to Multiple Grants Fund	-	-	71,982	(72)		-	(71,982)
Public Works	5,640,714	4,255,281	2,042,130	2213	48%	989,407	(1,052,722)
Professional Services	-	-	-	-		-	-
Sites	-	-	3,822,117	(3,822)		5,236,434	1,414,317
Machinery & Equipment	-	-	5,616	(6)		-	(5,616)
Operating Transfers to Multiple Grants Fund	-	-	24,057	(24)		-	(24,057)
Parks	499,891	374,918	3,854,148	(3,479)	1028%	5,242,117	1,387,968
Total Expenditures	7,977,179	6,023,104	6,002,098	21	100%	6,562,877	560,779
Total Revenues over/(under) Expenditures	290,145	1,450,769	(3,333,213)	(4,784)	-230%	(467,716)	2,865,497

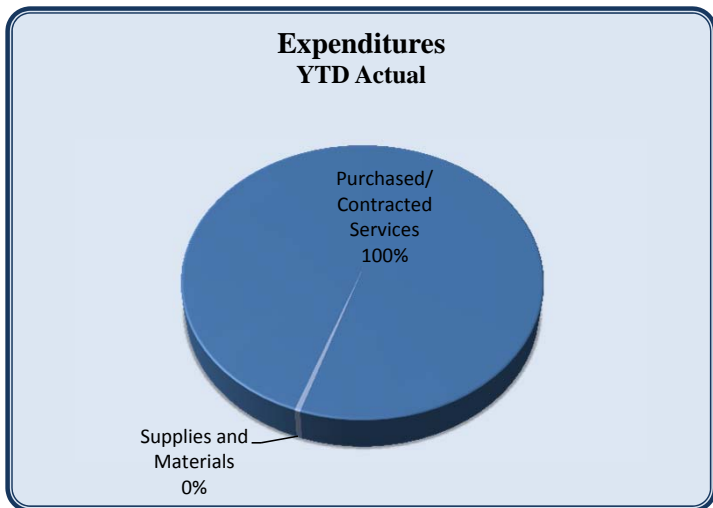
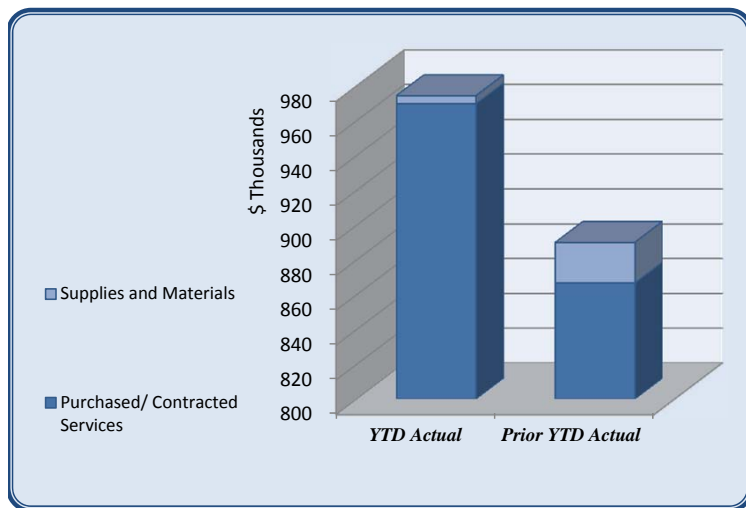
City of Dunwoody
YTD Statement of Revenues and
Expenses Through September 30, 2012

#K.2.

<i>Debt Service Fund</i>	Total Annual Budget	YTD Budget	YTD Actual	Variance		Prior YTD Actual	Flux
				(\$ '000)	(% of YTD Budget)		(Difference from Prior Year)
Revenues							
Interest Revenue	-	-	-	-		87	87
Transfers from General Fund	1,503,574	1,481,574	1,481,574	-	100%	790,000	(691,574)
Transfers from E911 Fund	62,000	62,000	62,000	-	100%	-	(62,000)
Residual Equity Transfer In	-	-	-	-		-	-
Total Revenues	1,565,574	1,543,574	1,543,574	-	100%	790,087	(753,487)
Expenditures							
Lease Principal	1,400,559	1,189,829	1,189,829	-	85%	679,960	(509,870)
Lease Interest	165,015	126,982	126,982	-	77%	84,216	(42,765)
Total Expenditures	1,565,574	1,564,750	1,316,811	248	84%	764,176	(552,635)
Total Revenues over/(under) Expenditures	-	(21,176)	226,763	248	-1071%	25,911	(200,852)

City of Dunwoody
YTD Statement of Revenues and
Expenses Through September 30, 2012

<i>Stormwater fund</i>	Total Annual Budget	YTD Budget	YTD Actual	Variance		Prior YTD Actual	Flux
				(\$ '000)	(% of YTD Budget)		(Difference from Prior Year)
Revenues							
State Grants-Stormwater	-	-	-	-		-	-
Stormwater Utility Charges	1,511,801	755,901	835,343	79	111%	684,946	(150,397)
Interest Revenue	500	375	1,422	1	379%	1,410	(12)
Donated Infrastructure	-	-	-	-		-	-
Residual Equity Transfer In	-	-	-	-		-	-
Use of Prior Year Reserves	-	-	-	-		-	-
Total Revenues	1,512,301	756,276	836,765	80	111%	686,356	(150,409)
Expenditures							
Professional Services	-	-	15,961	16		156,361	140,400
Professional Services-Stormwater	240,000	180,000	90,250	90	50%	179,730	89,480
Repairs & Maintenance	785,000	622,083	857,322	(35)	138%	521,106	(336,217)
Rep & Maint-Riprap Program	15,000	11,250	5,728	6	51%	9,155	3,427
Printing & Binding	1,000	750	-	1	0%	-	-
Dues & Fees	500	375	431	(0)	115%	431	-
Licenses	-	-	-	-		-	-
Purchased/ Contracted Services	1,041,500	814,458	969,692	(155)	119%	866,783	(102,909)
Supplies	26,300	19,725	4,613	15	23%	23,242	18,629
Books & Periodicals	500	375	-	0	0%	-	-
Small Equipment	150	113	-	0	0%	-	-
Supplies and Materials	26,950	20,213	4,613	16	23%	23,242	18,629
Machinery & Equipment	-	-	-	-		-	-
Capital Outlay	-	-	-	-		-	-
Capital Contingency	150,000	112,500	-	113	0%	-	-
Contingency	150,000	112,500	-	113	0%	-	-
Depreciation	-	-	-	-		-	-
Total Expenditures	1,218,450	947,171	974,305	(27)	103%	890,025	(84,280)
Total Revenues over/(under) Expenditures	293,851	(190,895)	(137,541)	53	72%	(203,669)	(66,128)



VENDOR SET: 01 City of Dunwoody, GA
 BANK: 03 Suntrust Disbursement Acc
 DATE RANGE: 9/01/2012 THRU 9/30/2012

VENDOR I.D.	NAME	STATUS	CHECK DATE	AMOUNT	DISCOUNT	CHECK NO	CHECK STATUS	CHECK AMOUNT
000008	CIT Technology Fin Serv Inc							
I-21971612	CIT Technology Fin Serv Inc	R	9/06/2012			015536		
100 1565.522300.00	Rentals		CIT Technology Fin S	703.00				703.00
000021	Employment Screening Services							
I-134403	Employment Screening Services	R	9/06/2012			015537		
100 1516.521300.00	Technical Services		Employment Screening	30.00				30.00
000088	Dekalb County Tax Commissioner							
I-0627904001	Dekalb County Tax Commissioner	R	9/06/2012			015538		
100 6200.531230.00	Utilities		Dekalb County Tax Co	303.60				303.60
000088	Dekalb County Tax Commissioner							
I-1834403003	Dekalb County Tax Commissioner	R	9/06/2012			015539		
100 6200.531230.00	Utilities		Dekalb County Tax Co	655.50				655.50
000088	Dekalb County Tax Commissioner							
I-1835201011	Dekalb County Tax Commissioner	R	9/06/2012			015540		
100 6200.531230.00	Utilities		Dekalb County Tax Co	69.00				69.00
000088	Dekalb County Tax Commissioner							
I-1837601003	Dekalb County Tax Commissioner	R	9/06/2012			015541		
100 6200.531230.00	Utilities		Dekalb County Tax Co	179.40				179.40
000094	Wright Express FSC							
I-30408204	Wright Express FSC	R	9/06/2012			015542		
100 3200.531270.00	Gasoline		Wright Express FSC	19,119.03				19,119.03
000129	Verizon Wireless							
I-6772931386	Verizon Wireless	R	9/06/2012			015543		
100 1110.523200.00	Communications		Verizon Wireless	61.49				
100 1110.523200.00	Communications		Verizon Wireless	38.01				
100 1320.523200.00	Communications		Verizon Wireless	117.80				
100 1330.523200.00	Communications		Verizon Wireless	60.49				
100 1511.523200.00	Communications		Verizon Wireless	119.50				
100 2650.523200.00	Communications		Verizon Wireless	60.49				
100 3200.523200.00	Communications		Verizon Wireless	2,414.08				2,871.86
000130	Translation Station, INC							
I-34101	Translation Station, INC	R	9/06/2012			015544		
00 2650.521300.00	Technical Svcs		Translation Station,	183.30				183.30

#K

-88-

VENDOR SET: 01 City of Dunwoody, GA
 BANK: 03 Suntrust Disbursement Acc
 DATE RANGE: 9/01/2012 THRU 9/30/2012

#K.2.

VENDOR I.D.	NAME	STATUS	CHECK DATE	AMOUNT	DISCOUNT	CHECK NO	CHECK STATUS	CHECK AMOUNT
000150	Fidelity Security Life Insuran							
I-1601276	Fidelity Security Life Insuran	R	9/06/2012			015546		
100 0000.121300.12	EE-Vision Payable		Fidelity Security Li	351.44				351.44
000156	Powell, Hugh R							
I-1831	Powell, Hugh R	R	9/06/2012			015547		
100 2650.521200.00	Prof Svcs		Powell, Hugh R	1,400.00				1,400.00
000160	Georgia Technology Authority							
I-924-660880812	Georgia Technology Authority	R	9/06/2012			015548		
100 3200.521300.00	Technical Svcs		Georgia Technology A	32.02				32.02
000163	Metro Materials Inc.							
I-26359	Metro Materials Inc.	R	9/06/2012			015549		
100 4200.531100.00	Supplies		Metro Materials Inc.	817.72				
100 4200.522200.02	R&M - Street Maintenance		Metro Materials Inc.	38.40				
I-26466	Metro Materials Inc.	R	9/06/2012			015549		
100 4200.531100.00	Supplies		Metro Materials Inc.	714.35				
100 4200.522200.02	R&M - Street Maintenance		Metro Materials Inc.	41.25				1,611.72
000165	Vulcan Materials Company							
I-101-207514	Vulcan Materials Company	R	9/06/2012		7.50CR	015550		
100 6200.531100.00	Supplies		Vulcan Materials Com	585.78				585.78
000183	Sprint							
I-570839599041	Sprint	R	9/06/2012			015551		
100 3200.523200.00	Communications		Sprint	2,051.37				2,051.37
000196	Roadworx							
I-58248	Roadworx	R	9/06/2012			015552		
560 4320.522200.00	Repairs & Maintenance		Roadworx	32,375.20				
I-58250	Roadworx	R	9/06/2012			015552		
100 4200.522200.03	R&M - Traffic Signals		Roadworx	14,301.30				
I-58251	Roadworx	R	9/06/2012			015552		
100 4200.522200.02	R&M - Street Maintenance		Roadworx	30,750.88				
100 6200.522200.06	R&M-Parks		Roadworx	1,779.78				79,207.16
000205	Dunwoody/Atlanta Printing Inc.							
I-36725	Dunwoody/Atlanta Printing Inc.	R	9/06/2012			015553		
100 3200.531100.00	Supplies-General		Dunwoody/Atlanta Pri	150.00				150.00

VENDOR SET: 01 City of Dunwoody, GA
 BANK: 03 Suntrust Disbursement Acc
 DATE RANGE: 9/01/2012 THRU 9/30/2012

VENDOR I.D.	NAME	STATUS	CHECK DATE	AMOUNT	DISCOUNT	CHECK NO	CHECK STATUS	CHECK AMOUNT
000206	Georgia Power							
I-August 2012	Georgia Power	R	9/06/2012			015555		
100 4100.531230.00	Electricity	Georgia Power		37,001.69				
100 6200.531230.00	Utilities	Georgia Power		9,005.53				46,007.22
000210	Rotary Club of Dunwoody, GA In							
I-Terry Nall	Rotary Club of Dunwoody, GA In	R	9/06/2012			015556		
100 1110.523600.00	Dues & Fees	Rotary Club of Dunwo		275.50				275.50
000216	Strategic Datacom Inc							
I-8126	Strategic Datacom Inc	R	9/06/2012			015557		
100 1535.522200.00	Repairs & Maintenance	Strategic Datacom In		130.00				130.00
000222	Crystal Springs							
I-8986736082212	Crystal Springs	R	9/06/2012			015558		
100 3200.531100.00	Supplies-General	Crystal Springs		160.81				160.81
000245	FedEx							
I-7-991-59296	FedEx	R	9/06/2012			015559		
100 3200.523200.00	Communications	FedEx		24.33				24.33
000249	Municipal Code Corporation							
I-00220554	Municipal Code Corporation	R	9/06/2012			015560		
100 1330.521200.00	Prof Svcs	Municipal Code Corpo		2,391.26				2,391.26
000262	Dunwoody Chamber of Commerce I							
I-2933	Dunwoody Chamber of Commerce I	R	9/06/2012			015561		
100 7000.531300.00	Food	Dunwoody Chamber of		500.00				
I-2939	Dunwoody Chamber of Commerce I	R	9/06/2012			015561		
100 7000.531300.00	Food	Dunwoody Chamber of		500.00				1,000.00
000284	Aflac							
I-867282	Aflac	R	9/06/2012			015562		
100 0000.121300.18	AFLAC Deductions Payable	Aflac		1,911.45				1,911.45
000289	T & T Uniforms							
I-45548	T & T Uniforms	R	9/06/2012			015563		
100 3200.531100.03	Supplies-Uniforms	T & T Uniforms		118.00				118.00
000296	Cummins Power South							
I-K 010-42477	Cummins Power South	R	9/06/2012			015564		

VENDOR SET: 01 City of Dunwoody, GA
 BANK: 03 Suntrust Disbursement Acc
 DATE RANGE: 9/01/2012 THRU 9/30/2012

#K.2.

VENDOR I.D.	NAME	STATUS	CHECK DATE	AMOUNT	DISCOUNT	CHECK NO	CHECK STATUS	CHECK AMOUNT
000331	Tyler Technologies, Inc							
I-025-49286	Tyler Technologies, Inc	R	9/06/2012			015565		
100 2650.522200.00	Repairs & Maintenance	Tyler Technologies,		200.00				200.00
001023	Victoria Clearfield							
I-August 31	Victoria Clearfield	R	9/06/2012			015566		
100 2650.521300.00	Technical Svcs	Victoria Clearfield		1,110.00				1,110.00
001075	Southtrac, Inc							
I-3410	Southtrac, Inc	R	9/06/2012			015567		
100 2650.531100.00	Supplies	Southtrac, Inc		66.75				
I-3411	Southtrac, Inc	R	9/06/2012			015567		
100 2650.531100.00	Supplies	Southtrac, Inc		221.75				
I-3412	Southtrac, Inc	R	9/06/2012			015567		
100 2650.531100.00	Supplies	Southtrac, Inc		91.75				
I-3414	Southtrac, Inc	R	9/06/2012			015567		
100 1110.531100.00	Supplies	Southtrac, Inc		154.75				535.00
001086	Schiff Hardin LLP							
I-1705683	Schiff Hardin LLP	R	9/06/2012			015568		
100 1530.521200.01	Prof Svcs-Legal	Schiff Hardin LLP		1,640.00				1,640.00
001107	TerraMark							
I-T2011-024-6542	TerraMark	R	9/06/2012			015569		
350 6200.541100.00	Sites	TerraMark		5,883.75				5,883.75
001187	APG PCE, LLC							
I-Monthly Electrical	APG PCE, LLC	R	9/06/2012			015570		
100 1565.531230.00	Electricity	APG PCE, LLC		1,835.31				1,835.31
001227	Cartique							
I-7512-25	Cartique	R	9/06/2012			015571		
100 3200.522200.00	Repairs & Maintenance	Cartique		50.00				
I-751227	Cartique	R	9/06/2012			015571		
100 3200.522200.00	Repairs & Maintenance	Cartique		100.00				150.00
001245	Communit-Y Health network							
I-A13-40001	Communit-Y Health network	R	9/06/2012			015572		
100 1540.512900.00	Other Employment Benefits	Communit-Y Health ne		3,828.00				3,828.00
001275	LMI Systems, Inc							

VENDOR SET: 01 City of Dunwoody, GA
 BANK: 03 Suntrust Disbursement Acc
 DATE RANGE: 9/01/2012 THRU 9/30/2012

VENDOR I.D.	NAME	STATUS	CHECK DATE	AMOUNT	DISCOUNT	CHECK NO	CHECK STATUS	CHECK AMOUNT
001345	JEL Consulting Group, LLC							
I-September 2012	JEL Consulting Group, LLC	R	9/06/2012			015574		
100 7000.521200.00	Prof Svcs	JEL Consulting Group		2,500.00				2,500.00
001397	Weibel & Associates, Inc.							
I-12-11032	Weibel & Associates, Inc.	R	9/06/2012			015575		
350 6200.541100.00	Sites	Weibel & Associates,		2,000.00				2,000.00
001434	Michael M. Hawkins							
I-AUG 2012	Michael M. Hawkins	R	9/06/2012			015576		
100 2650.521200.00	Prof Svcs	Michael M. Hawkins		350.00				350.00
001444	Kenneth Wickham							
I-08.29.2012	Kenneth Wickham	R	9/06/2012			015577		
100 2650.521200.00	Prof Svcs	Kenneth Wickham		350.00				350.00
001473	Blount Construction Co., Inc.							
I-12-06-11rev	Blount Construction Co., Inc.	R	9/06/2012			015578		
560 4320.522200.00	Repairs & Maintenance	Blount Construction		35,416.26				
I-12-08-06	Blount Construction Co., Inc.	R	9/06/2012			015578		
560 4320.522200.00	Repairs & Maintenance	Blount Construction		31,850.00				67,266.26
001480	Interdev, LLC							
I-999734	Interdev, LLC	R	9/06/2012			015579		
100 1535.521100.01	Official/Admin Svcs	Interdev, LLC		26,344.48				26,344.48
001492	James Duncan and Associates, I							
I-386-11-09	James Duncan and Associates, I	R	9/06/2012			015580		
100 7000.521200.00	Prof Svcs	James Duncan and Ass		12,130.55				12,130.55
001511	Kerestes-Martin Associates Inc							
I-1109.03-10	Kerestes-Martin Associates Inc	R	9/06/2012			015581		
350 4200.521200.00	Professional Services	Kerestes-Martin Asso		376.12				376.12
001515	Alex Rubin And Company							
I-1433 DunW	Alex Rubin And Company	R	9/06/2012			015582		
350 6200.541100.00	Sites	Alex Rubin And Compa		2,500.00				2,500.00
001517	Southern Premier Contractors,							
I-201208301822	5518 TROWBRIDGE DR	R	9/06/2012			015583		
# 60 4320.522200.00	Repairs & Maintenance	5518 TROWBRIDGE DR		3,270.00				

VENDOR SET: 01 City of Dunwoody, GA
 BANK: 03 Suntrust Disbursement Acc
 DATE RANGE: 9/01/2012 THRU 9/30/2012

#K.2.

VENDOR I.D.	NAME	STATUS	CHECK DATE	AMOUNT	DISCOUNT	CHECK NO	CHECK STATUS	CHECK AMOUNT
001517	Southern Premier Contr							
I-Dun-122	Southern Premier Contractors,	R	9/06/2012			015583		
560 4320.522200.00	Repairs & Maintenance			60.00				16,725.00
001519	City of Sandy Springs							
I-Dunwoody Club	City of Sandy Springs	R	9/06/2012			015584		
350 4200.522200.00	Repairs & Maintenance			5,817.50				5,817.50
001630	GCSTC, LLC							
I-Christopher Forman	GCSTC, LLC	R	9/06/2012			015585		
100 3200.523700.00	Education & Training			250.00				
I-Kenneth Peck	GCSTC, LLC	R	9/06/2012			015585		
100 3200.523700.00	Education & Training			250.00				
I-Robert Barrett	GCSTC, LLC	R	9/06/2012			015585		
100 3200.523700.00	Education & Training			250.00				750.00
001631	Stewart Brothers, Inc							
I-6206-I	Stewart Brothers, Inc	R	9/06/2012			015586		
350 4200.541400.00	Infrastructure			84,938.42				84,938.42
1	Carl Carver							
I-Carl Carver -	Carl Carver:	R	9/06/2012			015587		
560 4320.522200.00	Repairs & Maintenance			109.89				109.89
1	Christina Melanson							
I-Health Snack Reimb	Christina Melanson:	R	9/06/2012			015588		
100 1540.512900.00	Other Employment Benefits			71.06				71.06
1	IDC Construction							
I-IDC Construction	IDC Construction:	R	9/06/2012			015589		
100 0000.323100.00	Bldg Structures & Equipment			125.00				125.00
001000	Lion Insurance Company							
I-08.13.2012	Lion Insurance Company	R	9/14/2012			015590		
100 3200.512700.00	Workers' Compensation			5,179.50				5,179.50
000061	Blue Cross Blue Shield							
I-0008909421	Blue Cross Blue Shield	R	9/20/2012			015591		
100 1110.512100.00	Group Insurance			2,347.51				
100 1320.512100.00	Group Insurance			1,294.22				
100 1330.512100.00	Group Insurance			675.73				

VENDOR SET: 01 City of Dunwoody, GA
 BANK: 03 Suntrust Disbursement Acc
 DATE RANGE: 9/01/2012 THRU 9/30/2012

VENDOR I.D.	NAME	STATUS	CHECK DATE	AMOUNT	DISCOUNT	CHECK NO	CHECK STATUS	CHECK AMOUNT
000067	Chief Law Enforcement Supply							
I-119947	Chief Law Enforcement Supply	R	9/20/2012			015592		
100 3200.531100.03	Supplies-Uniforms	Chief Law Enforcemen		75.00				
I-120047	Chief Law Enforcement Supply	R	9/20/2012			015592		
100 3200.531100.03	Supplies-Uniforms	Chief Law Enforcemen		107.00				
I-120786	Chief Law Enforcement Supply	R	9/20/2012			015592		
100 3200.531100.03	Supplies-Uniforms	Chief Law Enforcemen		71.89				253.89
000074	Standard Insurance							
I-00,147285,0001	Standard Insurance	R	9/20/2012			015593		
100 1320.512100.00	Group Insurance	Standard Insurance		257.99				
100 1330.512100.00	Group Insurance	Standard Insurance		98.19				
100 1511.512100.00	Group Insurance	Standard Insurance		147.64				
100 2650.512100.00	Group Insurance	Standard Insurance		178.95				
100 3200.512100.00	Group Insurance	Standard Insurance		3,672.82				4,355.59
000079	Connect South							
I-899	Connect South	R	9/20/2012			015594		
100 1530.521200.00	Prof Svcs	Connect South		4,750.00				4,750.00
000094	Wright Express FSC							
I-30566594	Wright Express FSC	R	9/20/2012			015595		
100 3200.531270.00	Gasoline	Wright Express FSC		3,216.66				3,216.66
000118	Peace Officers'							
I-Sept 2012	Peace Officers'	R	9/20/2012			015596		
100 0000.121300.15	POAB Deduction Payable	Peace Officers'		600.00				600.00
000130	Translation Station, INC							
I-34182	Translation Station, INC	R	9/20/2012			015597		
100 2650.521300.00	Technical Svcs	Translation Station,		169.43				169.43
000137	Medcom Services, Inc							
I-572	Medcom Services, Inc	R	9/20/2012			015598		
100 1540.512900.00	Other Employment Benefits	Medcom Services, Inc		300.00				300.00
000138	Riley McLendon, LLC							
I-60807	Riley McLendon, LLC	R	9/20/2012			015599		
100 1530.521200.01	Prof Svcs-Legal	Riley McLendon, LLC		12,500.00				
I-60808	Riley McLendon, LLC	R	9/20/2012			015599		
00 1530.521200.02	Prof Svcs-Litigation	Riley McLendon, LLC		825.00				

#K

VENDOR SET: 01 City of Dunwoody, GA
 BANK: 03 Suntrust Disbursement Acc
 DATE RANGE: 9/01/2012 THRU 9/30/2012

#K.2.

VENDOR I.D.	NAME	STATUS	CHECK DATE	AMOUNT	DISCOUNT	CHECK NO	CHECK STATUS	CHECK AMOUNT
000149	AT&T							
	I-77020698550011882) AT&T	R	9/20/2012			015600		
	100 1535.523200.00 Communications	AT&T		77.66				77.66
000156	Powell, Hugh R							
	I-Travel reim Powell, Hugh R	R	9/20/2012			015601		
	100 2650.523500.00 Travel	Powell, Hugh R		186.29				186.29
000163	Metro Materials Inc.							
	I-26839 Metro Materials Inc.	R	9/20/2012			015602		
	100 4200.531100.00 Supplies	Metro Materials Inc.		1,486.56				
	I-26893 Metro Materials Inc.	R	9/20/2012			015602		
	100 4200.531100.00 Supplies	Metro Materials Inc.		1,543.25				
	I-26942 Metro Materials Inc.	R	9/20/2012			015602		
	100 4200.531100.00 Supplies	Metro Materials Inc.		1,799.24				4,829.05
000165	Vulcan Materials Company							
	I-101-207777 Vulcan Materials Company	R	9/20/2012			015603		
	100 6200.531100.00 Supplies	Vulcan Materials Com		649.53				
	I-101-207872 Vulcan Materials Company	R	9/20/2012			015603		
	560 4320.531100.00 Supplies	Vulcan Materials Com		316.88				
	I-10195647 Vulcan Materials Company	R	9/20/2012			015603		
	350 4200.531100.00 Supplies	Vulcan Materials Com		683.56				
	I-10195648 Vulcan Materials Company	R	9/20/2012			015603		
	100 0000.111901.00 Accounts rec'ble-Dunwoody Natu	Vulcan Materials Com		465.50				
	I-10195649 Vulcan Materials Company	R	9/20/2012			015603		
	100 4200.531100.00 Supplies	Vulcan Materials Com		994.16				
	I-10202723 Vulcan Materials Company	R	9/20/2012			015603		
	100 4200.531100.00 Supplies	Vulcan Materials Com		932.39				4,042.02
000183	Sprint							
	I-LCI-149240 Sprint	R	9/20/2012			015604		
	100 3200.521300.00 Technical Svcs	Sprint		30.00				30.00
000188	Embroidery Services, Inc							
	I-72951 Embroidery Services, Inc	R	9/20/2012			015605		
	100 3200.531100.03 Supplies-Uniforms	Embroidery Services,		220.98				220.98
000240	LexisNexis							
	I-1208381506 LexisNexis	R	9/20/2012			015606		
	100 1530.521300.00 Technical Services	LexisNexis		536.00				536.00

VENDOR SET: 01 City of Dunwoody, GA
 BANK: 03 Suntrust Disbursement Acc
 DATE RANGE: 9/01/2012 THRU 9/30/2012

VENDOR I.D.	NAME	STATUS	CHECK DATE	AMOUNT	DISCOUNT	CHECK NO	CHECK STATUS	CHECK AMOUNT
000262	Dunwoody Chamber of Commerce I							
I-3028	Dunwoody Chamber of Commerce I	R	9/20/2012			015608		
100 7000.523600.00	Dues & Fees	Dunwoody Chamber of		2,500.00				2,500.00
000271	Georgia Bureau of Investigatio							
I-244-238574	Georgia Bureau of Investigatio	R	9/20/2012			015609		
100 3200.521300.00	Technical Svcs	Georgia Bureau of In		409.75				409.75
000289	T & T Uniforms							
I-45628	T & T Uniforms	R	9/20/2012			015610		
100 3200.531100.03	Supplies-Uniforms	T & T Uniforms		111.00				111.00
000331	Tyler Technologies, Inc							
I-025-50284	Tyler Technologies, Inc	R	9/20/2012			015611		
100 2650.521300.00	Technical Svcs	Tyler Technologies,		2,500.00				
I-025-51614	Tyler Technologies, Inc	R	9/20/2012			015611		
100 2650.522200.00	Repairs & Maintenance	Tyler Technologies,		200.00				2,700.00
001000	Lion Insurance Company							
I-09.17.2012	Lion Insurance Company	R	9/20/2012			015612		
100 3200.512700.00	Workers' Compensation	Lion Insurance Compa		5,379.50				5,379.50
001045	Specialty Engraving, Inc							
I-216958	Specialty Engraving, Inc	R	9/20/2012			015613		
100 3200.531100.00	Supplies-General	Specialty Engraving,		12.75				12.75
001075	Southtrac, Inc							
I-3415	Southtrac, Inc	R	9/20/2012			015614		
100 0000.111900.00	Accounts Receivable	Southtrac, Inc		125.75				125.75
001097	US Department of Homeland Secu							
I-Save-308021	US Department of Homeland Secu	R	9/20/2012			015615		
100 1516.521300.00	Technical Services	US Department of Hom		25.00				25.00
001098	MetroPCS Wireless, Inc.							
I-734242	MetroPCS Wireless, Inc.	R	9/20/2012			015616		
100 3200.521300.00	Technical Svcs	MetroPCS Wireless, I		50.00				50.00
001187	APG PCE, LLC							
I-October 2012	APG PCE, LLC	R	9/20/2012			015617		
00 0000.123310.00	Abated Rent	APG PCE, LLC		40,874.60				40,874.60

#K

VENDOR SET: 01 City of Dunwoody, GA
BANK: 03 Suntrust Disbursement Acc
DATE RANGE: 9/01/2012 THRU 9/30/2012

#K.2.

VENDOR I.D.	NAME	STATUS	CHECK DATE	AMOUNT	DISCOUNT	CHECK NO	CHECK STATUS	CHECK AMOUNT
001328	LexisNexis Risk Data Managemen							
I-1502895-20120831	LexisNexis Risk Data Managemen	R	9/20/2012			015619		
100 1511.521300.00	Technical Services			LexisNexis Risk Data	50.00			50.00
001419	Mulcahy Accounting & Risk Cons							
I-2012-9	Mulcahy Accounting & Risk Cons	R	9/20/2012			015620		
100 1511.521200.00	Professional Services			Mulcahy Accounting &	1,291.66			1,291.66
001421	Chattahoochee River 911 Author							
I-October 2012	Chattahoochee River 911 Author	R	9/20/2012			015621		
215 3800.571000.00	Intergovernmental-E911			Chattahoochee River	89,583.33			89,583.33
001444	Kenneth Wickham							
I-09.05.12	Kenneth Wickham	R	9/20/2012			015622		
100 2650.521200.00	Prof Svcs			Kenneth Wickham	350.00			350.00
001477	Gresham, Smith and Partners							
I-0658276	Gresham, Smith and Partners	R	9/20/2012			015623		
350 4200.541400.00	Infrastructure			Gresham, Smith and P	355.80			355.80
001484	URS Corporation							
I-5192499	URS Corporation	R	9/20/2012			015624		
350 4200.541400.00	Infrastructure			URS Corporation	629.00			629.00
001496	Fisher Broyles							
I-35968	Fisher Broyles	R	9/20/2012			015625		
100 1530.521200.01	Prof Svcs-Legal			Fisher Broyles	20,229.17			
I-37549	Fisher Broyles	R	9/20/2012			015625		
100 1530.521200.01	Prof Svcs-Legal			Fisher Broyles	35,893.74			
I-37731	Fisher Broyles	R	9/20/2012			015625		
100 1530.521200.01	Prof Svcs-Legal			Fisher Broyles	2,397.91			58,520.82
001510	Premier Tree and Shrub Care, L							
I-7345	Premier Tree and Shrub Care, L	R	9/20/2012			015626		
100 6200.522200.06	R&M-Parks			Premier Tree and Shr	20,700.00			
100 4200.522200.05	R&M - Right of Way Maint			Premier Tree and Shr	2,168.33			
I-7352	Premier Tree and Shrub Care, L	R	9/20/2012			015626		
100 6200.522200.06	R&M-Parks			Premier Tree and Shr	20,500.00			
100 4200.522200.05	R&M - Right of Way Maint			Premier Tree and Shr	2,349.33			45,717.66
001511	Kerestes-Martin Associates Inc							

-97-

VENDOR SET: 01 City of Dunwoody, GA
BANK: 03 Suntrust Disbursement Acc
DATE RANGE: 9/01/2012 THRU 9/30/2012

VENDOR I.D.	NAME	STATUS	CHECK DATE	AMOUNT	DISCOUNT	CHECK NO	CHECK STATUS	CHECK AMOUNT
001542	Southeastern Engineering Inc (
I-11241	Southeastern Engineering Inc (R	9/20/2012			015628		
560 4320.521200.09	Prof Svcs-Stormwater		Southeastern Enginee	250.00				250.00
001549	Gas South, LLC							
I-2739627154#	Gas South, LLC	R	9/20/2012			015629		
100 6200.531230.00	Utilities		Gas South, LLC	1,424.65				1,424.65
001565	Georgia Development Partners,							
I-201206281768	1677 Durrett Way	R	9/20/2012			015630		
560 4320.522200.00	Repairs & Maintenance		1677 Durrett Way	12,936.40				
I-201209051835	4958 Winters Chapel Rd	R	9/20/2012			015630		
560 4320.522200.00	Repairs & Maintenance		4958 Winters Chapel	34,502.79				
I-201209051836	4938b Winters Chapel Rd	R	9/20/2012			015630		
560 4320.522200.00	Repairs & Maintenance		4938b Winters Chapel	49,299.12				
I-4938b Winters Chap	Georgia Development Partners,	R	9/20/2012			015630		
560 4320.522200.00	Repairs & Maintenance		Georgia Development	15,359.00				112,097.31
001566	AIA Corporation							
I-LPG1294384	AIA Corporation	R	9/20/2012			015631		
100 1570.531100.00	Supplies		AIA Corporation	1,079.09				1,079.09
001589	First Scribe							
I-245891	First Scribe	R	9/20/2012			015632		
100 4100.521300.00	Technical Services		First Scribe	200.00				200.00
001605	Planners & Engineers Collabora							
I-201209131838	5051 TILLY MILL RD	R	9/20/2012			015633		
560 4320.522200.00	Repairs & Maintenance		5051 TILLY MILL RD	2,227.26				2,227.26
001627	Commercial Roof Solutions							
I-201209131837	4470 N SHALLOWFORD	R	9/20/2012			015634		
100 6200.522200.06	R&M-Parks		4470 N SHALLOWFORD	14,875.00				14,875.00
001631	Stewart Brothers, Inc							
I-6206-2	Stewart Brothers, Inc	R	9/20/2012			015635		
350 4200.541400.00	Infrastructure		Stewart Brothers, In	306,500.37				306,500.37
001632	Lewallen Construction Company							
I-10405	Lewallen Construction Company	R	9/20/2012			015636		
50 6200.541400.00	Infrastructure		Lewallen Constructio	24,057.00				24,057.00

#K

VENDOR SET: 01 City of Dunwoody, GA
BANK: 03 Suntrust Disbursement Acc
DATE RANGE: 9/01/2012 THRU 9/30/2012

#K.2.

VENDOR I.D.	NAME	STATUS	CHECK DATE	AMOUNT	DISCOUNT	CHECK NO	CHECK STATUS	CHECK AMOUNT
001634	Rockmart Slate Corp.							
I-2781	Rockmart Slate Corp.	R	9/20/2012			015638		
100 6200.531100.00	Supplies		Rockmart Slate Corp.	967.18				967.18
001635	Office of Commissioner of Insu							
I-371185	Office of Commissioner of Insu	R	9/20/2012			015639		
100 6200.522200.06	R&M-Parks		Office of Commission	145.00				145.00
001636	Carothers & Mitchell, LLC							
I-6801.0101.12	Carothers & Mitchell, LLC	R	9/20/2012			015640		
100 1530.521200.02	Prof Svcs-Litigation		Carothers & Mitchell	3,870.00				3,870.00
001637	C.W. Matthews Contracting Co.,							
I-31916-01	C.W. Matthews Contracting Co.,	R	9/20/2012			015641		
350 4200.541400.00	Infrastructure		C.W. Matthews Contra	595,744.54				595,744.54
1	Andre Mace							
I-Andre Mace	Andre Mace:	R	9/20/2012			015642		
100 0000.321100.00	Alcoholic Beverage Licenses		Andre Mace:	60.00				60.00
1	Betsy Flesig							
I-Betsy Flesig	Betsy Flesig:	R	9/20/2012			015643		
100 3200.531100.00	Supplies-General		Betsy Flesig:	42.00				42.00
1	Steven Christopher Goddard							
I-Steven Christopher	Steven Christopher Goddard:	R	9/20/2012			015644		
100 0000.321100.00	Alcoholic Beverage Licenses		Steven Christopher G	60.00				60.00

* * T O T A L S * *	NO	INVOICE AMOUNT	DISCOUNTS	CHECK AMOUNT
REGULAR CHECKS:	109	0.00	7.50CR	1,818,428.08
HAND CHECKS:	0	0.00	0.00	0.00
DRAFTS:	0	0.00	0.00	0.00
EFT:	0	0.00	0.00	0.00
NON CHECKS:	0	0.00	0.00	0.00
VOID CHECKS:	0	VOID DEBITS 0.00		
		VOID CREDITS 0.00	0.00	0.00

VENDOR SET: 01 City of Dunwoody, GA
 BANK: 03 Suntrust Disbursement Acc
 DATE RANGE: 9/01/2012 THRU 9/30/2012

** G/L ACCOUNT TOTALS **

G/L ACCOUNT	NAME	AMOUNT
100 0000.111900.00	Accounts Receivable	125.75
100 0000.111901.00	Accounts rec'ble-Dunwoody Natu	8,840.50
100 0000.121300.12	EE-Vision Payable	351.44
100 0000.121300.15	POAB Deduction Payable	600.00
100 0000.121300.18	AFLAC Deductions Payable	1,911.45
100 0000.123310.00	Abated Rent	40,874.60
100 0000.321100.00	Alcoholic Beverage Licenses	120.00
100 0000.323100.00	Bldg Structures & Equipment	125.00
100 1110.512100.00	Group Insurance	2,347.51
100 1110.523200.00	Communications	99.50
100 1110.523600.00	Dues & Fees	275.50
100 1110.531100.00	Supplies	154.75
100 1320.512100.00	Group Insurance	1,552.21
100 1320.523200.00	Communications	117.80
100 1330.512100.00	Group Insurance	773.92
100 1330.521200.00	Prof Svcs	2,391.26
100 1330.523200.00	Communications	60.49
100 1511.512100.00	Group Insurance	1,200.93
100 1511.521200.00	Professional Services	1,291.66
100 1511.521300.00	Technical Services	50.00
100 1511.523200.00	Communications	119.50
100 1516.521300.00	Technical Services	55.00
100 1530.521200.00	Prof Svcs	4,750.00
100 1530.521200.01	Prof Svcs-Legal	72,660.82
100 1530.521200.02	Prof Svcs-Litigation	4,695.00
100 1530.521300.00	Technical Services	536.00
100 1535.521100.01	Official/Admin Svcs	26,344.48
100 1535.522200.00	Repairs & Maintenance	130.00
100 1535.523200.00	Communications	156.34
100 1540.512900.00	Other Employment Benefits	4,199.06
100 1565.522200.00	Repairs & Maintenance	330.10
100 1565.522300.00	Rentals	703.00
100 1565.531230.00	Electricity	1,858.60
100 1570.531100.00	Supplies	1,079.09
100 2650.512100.00	Group Insurance	1,628.53
100 2650.521200.00	Prof Svcs	2,450.00
100 2650.521200.03	Prof Svcs-Court Solicitor	6,670.00
100 2650.521300.00	Technical Svcs	3,962.73
100 2650.522200.00	Repairs & Maintenance	400.00

VENDOR SET: 01 City of Dunwoody, GA

BANK: 03 Suntrust Disbursement Acc

DATE RANGE: 9/01/2012 THRU 9/30/2012

#K.2.

** G/L ACCOUNT TOTALS **

G/L ACCOUNT	NAME	AMOUNT
100 3200.523200.00	Communications	4,498.61
100 3200.523700.00	Education & Training	750.00
100 3200.531100.00	Supplies-General	365.56
100 3200.531100.03	Supplies-Uniforms	703.87
100 3200.531270.00	Gasoline	22,335.69
100 4100.521300.00	Technical Services	200.00
100 4100.531230.00	Electricity	37,001.69
100 4200.522200.02	R&M - Street Maintenance	30,830.53
100 4200.522200.03	R&M - Traffic Signals	14,301.30
100 4200.522200.05	R&M - Right of Way Maint	4,517.66
100 4200.531100.00	Supplies	8,287.67
100 6200.522200.06	R&M-Parks	66,267.82
100 6200.531100.00	Supplies	2,202.49
100 6200.531230.00	Utilities	11,637.68
100 7000.521200.00	Prof Svcs	14,630.55
100 7000.523600.00	Dues & Fees	2,500.00
100 7000.531300.00	Food	1,000.00
	*** FUND TOTAL ***	467,953.39
215 3800.571000.00	Intergovernmental-E911	89,583.33
	*** FUND TOTAL ***	89,583.33
350 4200.521200.00	Professional Services	413.62
350 4200.522200.00	Repairs & Maintenance	5,817.50
350 4200.531100.00	Supplies	683.56
350 4200.541400.00	Infrastructure	988,168.13
350 6200.541100.00	Sites	10,383.75
350 6200.541400.00	Infrastructure	24,057.00
	*** FUND TOTAL ***	1,029,523.56
560 4320.521200.09	Prof Svcs-Stormwater	250.00
560 4320.522200.00	Repairs & Maintenance	230,800.92
560 4320.531100.00	Supplies	316.88
	*** FUND TOTAL ***	231,367.80

VENDOR SET: 01 BANK: 03 TOTALS: 109 1,818,435.58CR 7.50CR 1,818,428.08

BANK: 03 TOTALS: 109 1,818,435.58CR 7.50CR 1,818,428.08

VENDOR SET: 01 City of Dunwoody, GA
BANK: 05 Suntrust Municipal Court
DATE RANGE: 9/01/2012 THRU 9/30/2012

VENDOR I.D.	NAME	STATUS	CHECK DATE	AMOUNT	DISCOUNT	CHECK NO	CHECK STATUS	CHECK AMOUNT
000278	DeKalb State Court							
I-Carmalita Pridgen	DeKalb State Court	R	9/06/2012			201868		
745 0000.121500.00	Claims & Judgments Payable	DeKalb State Court		350.00				350.00
000278	DeKalb State Court							
I-Landraeus Williams	DeKalb State Court	R	9/06/2012			201869		
745 0000.121500.00	Claims & Judgments Payable	DeKalb State Court		350.00				350.00
000278	DeKalb State Court							
I-Rowell Cady	DeKalb State Court	R	9/06/2012			201870		
745 0000.121500.00	Claims & Judgments Payable	DeKalb State Court		700.00				700.00
000278	DeKalb State Court							
I-Steven Cox	DeKalb State Court	R	9/06/2012			201871		
745 0000.121500.00	Claims & Judgments Payable	DeKalb State Court		350.00				350.00
000278	DeKalb State Court							
I-Williams Jasper	DeKalb State Court	R	9/06/2012			201872		
745 0000.121500.00	Claims & Judgments Payable	DeKalb State Court		400.00				400.00
1	GILANI, EZRAH ASHRAF							
I-000201208301826	GILANI, EZRAH ASHRAF:	R	9/06/2012			201873		
745 0000.121500.01	Jail Bonds Payable	Bond Refund:D0001850		400.00				400.00
1	FRANKLIN, DARIAN VONN							
I-000201208301827	FRANKLIN, DARIAN VONN:	R	9/06/2012			201874		
745 0000.121500.01	Jail Bonds Payable	Bond Refund:17277		50.00				50.00
1	HERMETZ, KEVIN P							
I-000201208301828	HERMETZ, KEVIN P:	R	9/06/2012			201875		
745 0000.121500.01	Jail Bonds Payable	Bond Refund:D0001955		250.00				250.00
1	RAHMAN, SYEDA A							
I-000201208301829	RAHMAN, SYEDA A:	R	9/06/2012			201876		
745 0000.121500.01	Jail Bonds Payable	Bond Refund:D0001571		225.00				225.00
1	GILMORE, MYCHAL J							
I-000201208301830	GILMORE, MYCHAL J:	R	9/06/2012			201877		
745 0000.121500.01	Jail Bonds Payable	Bond Refund:D0001820		100.00				100.00

1 #K BARNES, LEONARD DEANGELO

VENDOR SET: 01 City of Dunwoody, GA
BANK: 05 Suntrust Municipal Court
DATE RANGE: 9/01/2012 THRU 9/30/2012

#K.2.

VENDOR I.D.	NAME	STATUS	CHECK DATE	AMOUNT	DISCOUNT	CHECK NO	CHECK STATUS	CHECK AMOUNT
1	HULL, ALEXIS D							
	I-000201208301832 HULL, ALEXIS D:	R	9/06/2012			201879		
	745 0000.121500.01 Jail Bonds Payable			Bond Refund:D0001717	550.00			550.00
1	DAVILA, HERIBERTO H							
	I-000201208301833 DAVILA, HERIBERTO H:	R	9/06/2012			201880		
	745 0000.121500.01 Jail Bonds Payable			Bond Refund:D0001996	485.00			485.00
000115	DeKalb County Jail							
	I-August 2012 DeKalb County Jail	R	9/20/2012			201881		
	745 0000.121800.00 Due to State Agencies			DeKalb County Jail	255.35			255.35
000116	DeKalb County Finance Dept.							
	I-August 2012 DeKalb County Finance Dept.	R	9/20/2012			201882		
	745 0000.121800.00 Due to State Agencies			DeKalb County Financ	3,710.03			3,710.03
000118	Peace Officers'							
	I-August 2012 Peace Officers'	R	9/20/2012			201883		
	745 0000.121800.00 Due to State Agencies			Peace Officers'	4,277.58			4,277.58
000146	GSCCCA							
	I-August 2012 GSCCCA	R	9/20/2012			201884		
	745 0000.121800.00 Due to State Agencies			GSCCCA	20,072.32			20,072.32
000278	DeKalb State Court							
	I-Caitlin Reid DeKalb State Court	R	9/20/2012			201885		
	745 0000.121500.00 Claims & Judgments Payable			DeKalb State Court	500.00			500.00
000278	DeKalb State Court							
	I-Paul Brown DeKalb State Court	R	9/20/2012			201886		
	745 0000.121500.00 Claims & Judgments Payable			DeKalb State Court	750.00			750.00
001062	DeKalb Co Drug Abuse Treatment							
	I-August 2012 DeKalb Co Drug Abuse Treatment	R	9/20/2012			201887		
	745 0000.121800.00 Due to State Agencies			DeKalb Co Drug Abuse	117.68			117.68
1	KIM, CHUN G							
	I-000201209131839 KIM, CHUN G:	R	9/20/2012			201888		
	745 0000.121500.01 Jail Bonds Payable			Bond Refund:D0001922	350.00			350.00

1 MCCURDY, MORGAN ANN

VENDOR SET: 01 City of Dunwoody, GA
BANK: 05 Suntrust Municipal Court
DATE RANGE: 9/01/2012 THRU 9/30/2012

VENDOR I.D.	NAME	STATUS	CHECK DATE	AMOUNT	DISCOUNT	CHECK NO	CHECK STATUS	CHECK AMOUNT
1	HOOKS, STEPHEN B							
	I-000201209131841 HOOKS, STEPHEN B:	R	9/20/2012			201890		
	745 0000.121500.01 Jail Bonds Payable			Bond Refund:D0002000	480.00			480.00
1	GAVIN, CATHIA L							
	I-000201209131842 GAVIN, CATHIA L:	R	9/20/2012			201891		
	745 0000.121500.01 Jail Bonds Payable			Bond Refund:D0002010	610.00			610.00
1	MIMS, SYBLE MICHELLE							
	I-000201209131843 MIMS, SYBLE MICHELLE:	R	9/20/2012			201892		
	745 0000.121500.01 Jail Bonds Payable			Bond Refund:D0002006	250.00			250.00
1	COCHRAN, DAMETRICE							
	I-000201209131844 COCHRAN, DAMETRICE:	R	9/20/2012			201893		
	745 0000.121500.01 Jail Bonds Payable			Bond Refund:D0002006	250.00			250.00
1	WINNS, LISA M							
	I-000201209131845 WINNS, LISA M:	R	9/20/2012			201894		
	745 0000.121500.01 Jail Bonds Payable			Bond Refund:D0002006	250.00			250.00
1	LEYVA, RICARDO DE JESUS							
	I-000201209131846 LEYVA, RICARDO DE JESUS:	R	9/20/2012			201895		
	745 0000.121500.01 Jail Bonds Payable			Bond Refund:D0002005	480.00			
	745 0000.121500.01 Jail Bonds Payable			Bond Refund:D0002005	75.00			555.00
1	SOTAYO, OLUFEMI							
	I-000201209131847 SOTAYO, OLUFEMI:	R	9/20/2012			201896		
	745 0000.121500.01 Jail Bonds Payable			Bond Refund:24059377	442.00			442.00
1	ONIBUDO, AISHAH C							
	I-000201209131848 ONIBUDO, AISHAH C:	R	9/20/2012			201897		
	745 0000.121500.01 Jail Bonds Payable			Bond Refund:D0002028	50.00			50.00
1	MIRZAI, MARYAM							
	I-000201209131849 MIRZAI, MARYAM:	R	9/20/2012			201898		
	745 0000.121500.01 Jail Bonds Payable			Bond Refund:D0001833	350.00			350.00

** TOTALS **	NO	INVOICE AMOUNT	DISCOUNTS	CHECK AMOUNT
AR CHECKS:	31	0.00	0.00	38,709.96

VENDOR SET: 01 City of Dunwoody, GA
BANK: 05 Suntrust Municipal Court
DATE RANGE: 9/01/2012 THRU 9/30/2012

#K.2.

** G/L ACCOUNT TOTALS **

G/L ACCOUNT	NAME	AMOUNT
745 0000.121500.00	Claims & Judgments Payable	3,400.00
745 0000.121500.01	Jail Bonds Payable	6,877.00
745 0000.121800.00	Due to State Agencies	28,432.96
*** FUND TOTAL ***		38,709.96

VENDOR SET: 01	BANK: 05	TOTALS:	31	38,709.96CR	0.00	38,709.96
BANK: 05	TOTALS:		31	38,709.96CR	0.00	38,709.96
REPORT TOTALS:			140	1,857,145.54CR	7.50CR	1,857,138.04

SELECTION CRITERIA

 VENDOR SET: 01-City of Dunwoody
 VENDOR: ALL
 BANK CODES: All
 FUNDS: All

CHECK SELECTION

CHECK RANGE: 000001 THRU 999999
 DATE RANGE: 9/01/2012 THRU 9/30/2012
 CHECK AMOUNT RANGE: 0.00 THRU 999,999,999.99
 INCLUDE ALL VOIDS: YES

PRINT OPTIONS

SEQUENCE: CHECK NUMBER

PRINT TRANSACTIONS: YES
 PRINT G/L: YES
 UNPOSTED ONLY: NO
 EXCLUDE UNPOSTED: YES
 MANUAL ONLY: NO
 STUB COMMENTS: NO
 REPORT FOOTER: NO
 CHECK STATUS: NO
 PRINT STATUS: * - All
