

MEMORANDUM

To: Mayor and City Council

From: Rachel Bembry, Assistant Finance Director

Date: August 12, 2013

Subject: **YTD Financial Report for June 30, 2013**

ITEM DESCRIPTION

Following are the financial highlights for the first half of the year. Overall, the year has started as expected with positive numbers in the building permit. In fact, total taxes collected is almost exactly where it was in 2012 due mostly with the strong motor vehicle taxes from the new state sales tax. Much of the strength in 2012's permitting revenues was due to large projects. This year is just as strong but occurring without those larger permits. In August, I should have the amount for the 2013 HOST. However, I am expecting a positive and significant variance for that revenue item based on information released by the state and county so far.

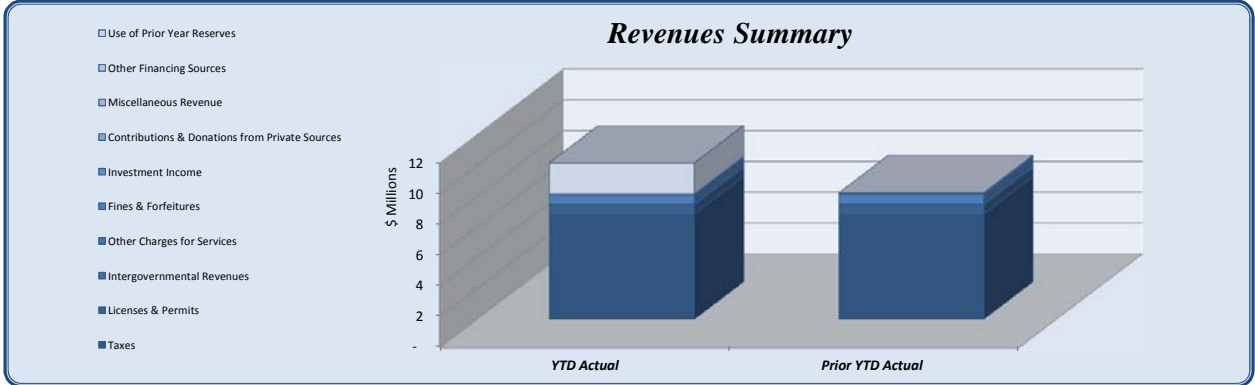
Expenses are as expected though positive variances exist in Public Works due mostly to timing issues. I expect this variance to reduce during the summer. The budget amendment passed in June addressed most overage issues as departments wrap up 2012 projects. The variances in Public Works and Community Development will decrease quickly as these projects finish.

Staff began working on the 2014 budget to be presented to Council by the end of the month.

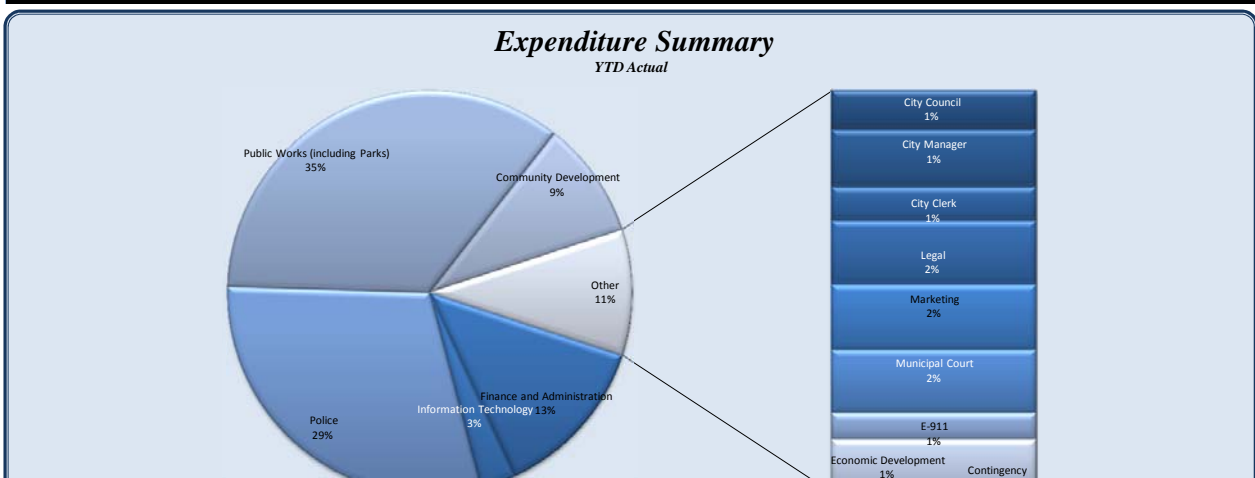
As Finance Director, Chris Pike has reviewed this report. He is not aware of any material untrue statements or material omission; nor do I consider anything misleading. The financial statements and related information fairly present the financial condition and the results in all material respects. Management is responsible for internal controls and periodically evaluates these internal controls. No deficiencies in internal controls were discovered.

City of Dunwoody
YTD Statement of Revenues and
Expenses Through June 30, 2013

Revenues	Total Annual	YTD Budget	YTD Actual	YTD Variance	Prior YTD Actual	Flux
	Budget					
				(% of YTD Budget)		(Diff from Prior Year)
				(\$ '000)		
Taxes	18,394,000	6,582,006	6,856,351	274	104%	3,936
Licenses & Permits	1,372,000	506,000	606,271	100	120%	(9,507)
Intergovernmental Revenues	-	-	-	-	-	(3,500)
Other Charges for Services	402,000	27,498	42,851	15	156%	(559)
Fines & Forfeitures	1,470,000	574,998	582,526	8	101%	(39,145)
Investment Income	5,000	2,502	8,683	6	347%	2,298
Contributions & Donations from Private Sources	8,500	6,000	6,000	-	100%	(1,945)
Miscellaneous Revenue	94,000	46,998	52,068	5	111%	(29,485)
Other Financing Sources	-	-	350	0	-	350
Use of Prior Year Reserves	2,025,000	2,025,000	2,025,000	-	100%	2,025,000
Total Revenues	23,770,500	9,771,002	10,180,100	409	104%	1,947,442




Expenditures	Total Annual	YTD Budget	YTD Actual	Variance	Prior YTD Actual	Flux
	Budget					
				(% of YTD Budget)		(Diff from Prior Year)
				(\$ '000)		
City Council	217,712	138,362	120,410	18	87%	(15,262)
City Manager	345,846	182,809	174,164	9	95%	(23,120)
City Clerk	267,216	170,044	103,327	67	61%	(26,573)
Legal	395,000	218,350	194,540	24	89%	51,257
Finance and Administration	3,052,584	1,788,627	1,597,434	191	89%	(354,451)
Information Technology	597,180	360,553	344,233	16	95%	(17,745)
Marketing	452,428	229,193	198,249	31	86%	(63,445)
Municipal Court	424,650	242,454	192,560	50	79%	(11,799)
Police	6,584,378	3,901,909	3,619,997	282	93%	(573,472)
E-911	368,096	217,748	80,797	137	37%	15,678
Public Works (including Parks)	8,615,280	4,666,784	4,297,588	369	92%	(1,341,328)
Community Development	2,446,762	1,530,987	1,150,031	381	75%	(242,304)
Economic Development	297,682	181,746	168,601	13	93%	(168,601)
Contingency	575,000	287,502	-	288	0%	-
Total Expenditures	24,639,814	14,117,068	12,241,933	1,875	87%	(2,771,166)



#K.2.

City of Dunwoody
YTD Statement of Revenues and
Expenses Through June 30, 2013



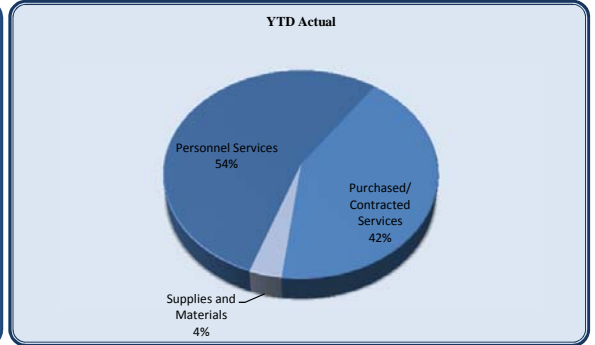
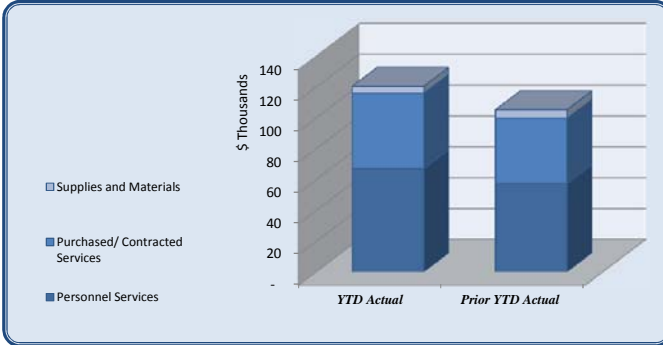
Total Revenues over/(under) Expenditures	(869,314)	(4,346,066)	(2,061,833)	2,284,233	(1,238,109)	(823,724)
---	------------------	--------------------	--------------------	------------------	--------------------	------------------

City of Dunwoody
YTD Statement of Revenues and
Expenses Through June 30, 2013

<i>Revenues</i>							
	Total Annual Budget	YTD Budget	YTD Actual	Variance		Prior YTD Actual	Flux
					(% of YTD Budget)		(Diff from Prior Year)
					(\$ '000)		
Real Property Tax	4,620,000	-	57,935	58		7,603	50,331
Personal Property Tax	360,000	-	5,108	5		376	4,732
Motor Vehicle	300,000	150,000	240,769	91	161%	163,449	(77,320)
Intangibles (Reg & Recording)	60,000	30,000	23,234	(7)	77%	25,781	(2,546)
Franchise Fees	3,400,000	2,950,000	3,047,573	98	103%	3,272,103	(224,530)
Homestead Option Sales Tax	3,000,000	-	-	-		-	-
Hotel/Motel Tax	1,176,000	588,000	586,484	(2)	100%	559,771	26,713
Alcoholic Beverage Excise Tax	560,000	280,002	309,087	29	110%	288,698	20,389
MVR Excise Tax	95,000	47,502	51,204	4	108%	48,679	2,525
Business & Occupation Tax	2,600,000	2,425,000	2,413,487	(12)	100%	2,365,655	47,832
Insurance Premium Tax	2,100,000	-	-	-		-	-
Financial Institutions Tax	100,000	100,000	109,743	10	110%	112,980	(3,238)
Penalties & int on delinq taxe	3,000	1,500	5,510	4	367%	-	5,510
Pen & Int on delinq taxes-Business	20,000	10,002	6,217	(4)	62%	7,321	(1,104)
Taxes	18,394,000	6,582,006	6,856,351	274	104%	6,852,416	3,936
Alcoholic Beverage Licenses	360,000	-	18,858	19		57,791	(38,933)
Other Licenses and Permits	-	-	1,235	1		-	1,235
Planning & Zoning Fees	12,000	6,000	12,930	7	216%	15,557	(2,627)
Bldg Structures & Equipment	1,000,000	500,000	551,495	51	110%	507,528	43,967
Soil Erosion	-	-	21,753	22		11,902	9,851
Tree Bank	-	-	-	-		23,000	(23,000)
Licenses & Permits	1,372,000	506,000	606,271	100	120%	615,778	(9,507)
Election Qualifying Fees	-	-	-	-		-	-
Special Police Services	10,000	4,998	8,950	4	179%	7,180	1,770
Fingerprinting Fee	5,000	2,502	3,554	1	142%	3,963	(410)
Public Safety-Other	36,000	18,000	16,197	(2)	90%	20,564	(4,367)
Special Assessments	20,000	-	113	0		13	100
Streetlight Fees	327,000	-	1,762	2		270	1,492
Recreation Program Fees	-	-	1,161	1		6,169	(5,008)
Pavilion Rentals	4,000	1,998	10,600	9	531%	5,250	5,350
NSF Fees	-	-	264	0		-	264
Other Charges for Services	402,000	27,498	42,851	15	156%	43,410	(559)
Municipal Court Fines & Forfeitures	1,460,000	570,000	582,703	13	102%	621,672	(38,969)
Cash Confiscation	10,000	4,998	(177)	(5)	-4%	-	(177)
Fines & Forfeitures	1,470,000	574,998	582,526	8	101%	621,672	(39,145)
Interest Revenue	5,000	2,502	8,683	6	347%	6,385	2,298
Investment Income	5,000	2,502	8,683	6	347%	6,385	2,298
Contr & Don From Priv Sources	-	-	-	-		3,780	(3,780)
Explorer Donations	5,000	2,500	2,500	-	100%	4,165	(1,665)
Donations	3,500	3,500	3,500	-	100%	-	3,500
Contributions & Donations from Private Sources	8,500	6,000	6,000	-	100%	7,945	(1,945)
Rents & Royalties	79,000	39,498	29,678	(10)	75%	30,793	(1,115)
Reimb for damaged property	-	-	22,070	22		49,592	(27,522)
Other Charges For Services	15,000	7,500	320	(7)	4%	1,168	(849)
Miscellaneous Revenue	94,000	46,998	52,068	5	111%	81,553	(29,485)
Proceeds from sale of property	-	-	350	0		-	350
Other Financing Sources	-	-	350	0		-	350
Residual Equity Transfer	2,025,000	2,025,000	2,025,000	-	100%	-	2,025,000
Total Revenues	23,770,500	9,771,002	10,180,100	409	104%	8,232,659	1,947,442

City of Dunwoody
YTD Statement of Revenues and
Expenses Through June 30, 2013

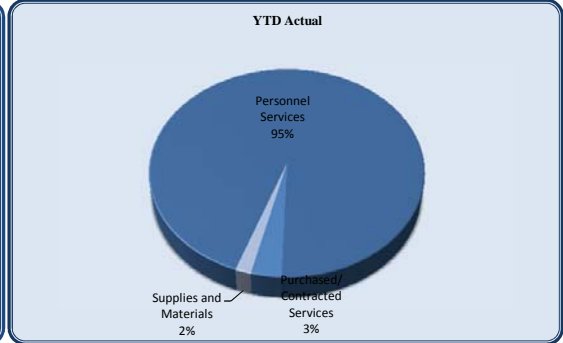
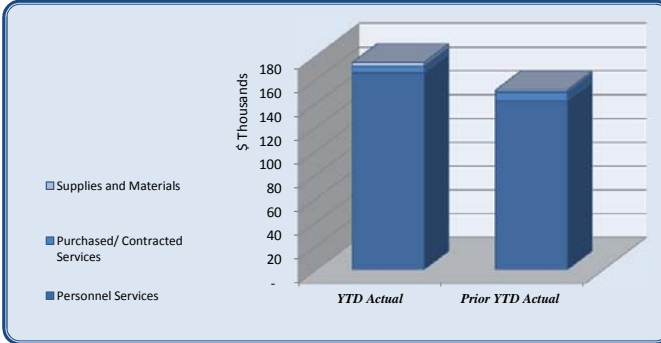
City Council	Total Annual Budget	YTD Budget	YTD Actual	Variance	(% of YTD Budget)	Prior YTD Actual	Flux	
								(Diff from Prior Year)
								(\$ '000)
Personnel Services	128,712	69,294	66,898	2	97%	57,311	(9,586)	
Purchased/ Contracted Services	75,800	61,859	49,085	13	79%	42,358	(6,726)	
Supplies and Materials	13,200	7,209	4,428	3	61%	5,478	1,051	
Total City Council	217,712	138,362	120,410	18	87%	105,148	(15,262)	



City Council	Total Annual Budget	YTD Budget	YTD Actual	Variance	(% of YTD Budget)	Prior YTD Actual	Flux	
								(Diff from Prior Year)
								(\$ '000)
Regular Salaries	88,000	43,998	44,000	(0)	100%	44,000	-	
Group Insurance	33,980	21,930	19,768	2	90%	10,185	(9,583)	
Social Security	5,456	2,730	2,536	0	93%	2,534	(2)	
Medicare	1,276	636	593	0	93%	593	(1)	
Unemployment Insurance	-	-	-	-	-	-	-	
Personnel Services	128,712	69,294	66,898	2	97%	57,311	(9,586)	
Professional Services	3,000	2,455	1,235	1	50%	1,117	(118)	
Technical Services	1,000	498	10	0	2%	103	93	
Property/Liability Insurance	40,000	40,000	32,742	7	82%	34,601	1,860	
Communications	6,500	3,252	641	3	20%	679	37	
Printing & Binding	3,800	1,902	462	1	24%	1,216	754	
Travel	10,500	5,250	5,075	0	97%	1,428	(3,647)	
Dues & Fees	5,000	2,502	1,255	1	50%	1,175	(80)	
Education & Training	6,000	6,000	7,665	(2)	128%	2,040	(5,625)	
Purchased/ Contracted Services	75,800	61,859	49,085	13	79%	42,358	(6,726)	
Supplies	4,000	1,998	1,523	0	76%	1,553	30	
Food	4,500	2,865	1,909	1	67%	1,871	(38)	
Books & Periodicals	700	348	116	0	33%	198	82	
Small Equipment	4,000	1,998	880	1	44%	1,856	976	
Supplies and Materials	13,200	7,209	4,428	3	61%	5,478	1,051	
Total City Council	217,712	138,362	120,410	18	87%	105,148	(15,262)	

City of Dunwoody
YTD Statement of Revenues and
Expenses Through June 30, 2013

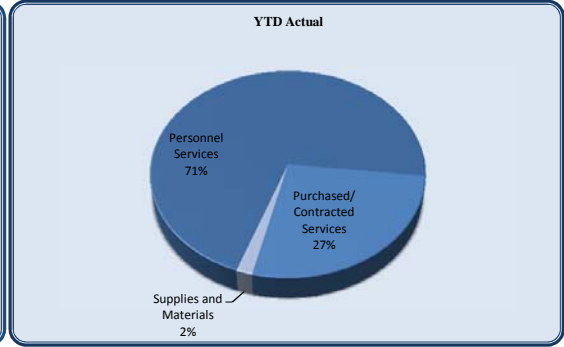
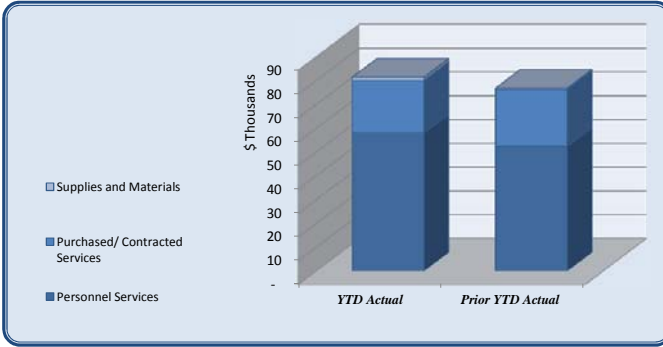
City Manager	Total Annual Budget	YTD Budget	YTD Actual	Variance	(% of YTD Budget)	Prior YTD Actual	Flux
					(\$ '000)		(Diff from Prior Year)
Personnel Services	322,448	169,648	165,522	4	98%	142,186	(23,336)
Purchased/ Contracted Services	18,077	9,419	5,701	4	61%	7,111	1,410
Supplies and Materials	5,321	3,742	2,942	1	79%	1,748	(1,194)
Total City Manager	345,846	182,809	174,164	9	95%	151,044	(23,120)



City Manager	Total Annual Budget	YTD Budget	YTD Actual	Variance	(% of YTD Budget)	Prior YTD Actual	Flux
					(\$ '000)		(Diff from Prior Year)
Regular Salaries	240,503	119,052	120,421	(1)	101%	113,564	(6,857)
Group Insurance	38,441	28,841	23,798	5	83%	11,436	(12,362)
Medicare	3,523	1,764	1,871	(0)	106%	1,574	(297)
Retirement	39,351	19,674	19,432	0	99%	15,612	(3,820)
Workers' Compensation	630	318	-	0	0%	-	-
Personnel Services	322,448	169,648	165,522	4	98%	142,186	(23,336)
Professional Services	500	252	-	0	0%	-	-
Communications	2,950	1,476	792	1	54%	742	(51)
Printing & Binding	800	473	210	0	44%	-	(210)
Travel	5,000	2,502	1,063	1	42%	1,377	314
Dues & Fees	5,827	2,916	1,850	1	63%	3,853	2,003
Education & Training	3,000	1,800	1,785	0	99%	1,140	(645)
Purchased/ Contracted Services	18,077	9,419	5,701	4	61%	7,111	1,410
Supplies	2,000	1,725	1,524	0	88%	783	(740)
Food	1,500	750	613	0	82%	644	31
Books & Periodicals	300	150	20	0	13%	-	(20)
Small Equipment	1,521	1,117	785	0	70%	321	(464)
Supplies and Materials	5,321	3,742	2,942	1	79%	1,748	(1,194)
Total City Manager	345,846	182,809	174,164	9	95%	151,044	(23,120)

City of Dunwoody
YTD Statement of Revenues and
Expenses Through June 30, 2013

City Clerk	Total Annual Budget	YTD Budget	YTD Actual	Variance	(% of YTD Budget)	Prior YTD Actual	Flux
					(\$ '000)		(Diff from Prior Year)
	Personnel Services	114,281	58,203	57,933	0	100%	52,313
Purchased/ Contracted Services	124,110	86,433	21,993	64	25%	23,853	1,860
Supplies and Materials	6,825	3,408	1,401	2	41%	589	(813)
Transfers Out	22,000	22,000	22,000	-	100%	-	(22,000)
Total City Clerk	267,216	170,044	103,327	67	61%	76,754	(26,573)

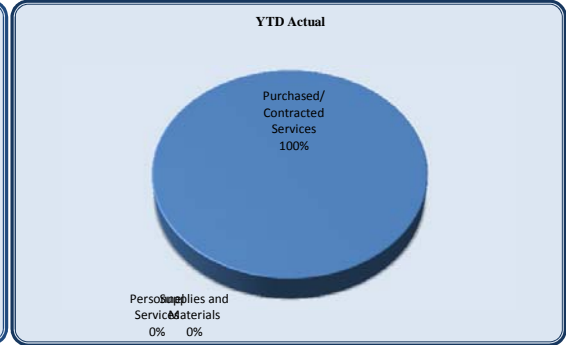
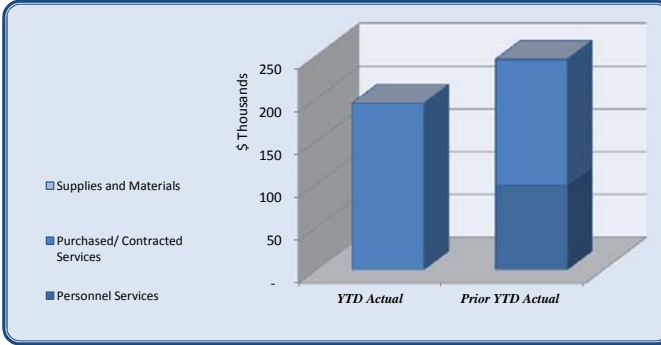


City Clerk	Total Annual Budget	YTD Budget	YTD Actual	Variance	(% of YTD Budget)	Prior YTD Actual	Flux
					(\$ '000)		(Diff from Prior Year)
	Salaries	85,654	42,827	43,071	(0)	101%	40,601
Group Insurance	13,085	7,520	7,197	0	96%	4,832	(2,365)
Medicare	1,257	638	681	(0)	107%	563	(118)
Retirement	13,970	7,062	6,983	0	99%	6,318	(666)
Unemployment Insurance	-	-	-	-	-	-	-
Workers' Compensation	315	156	-	0	0%	-	-
Personnel Services	114,281	58,203	57,933	0	100%	52,313	(5,620)
Professional Services	65,000	32,502	2,399	30	7%	2,591	193
Technical Services	29,450	29,326	-	29	0%	-	-
Repairs and Maintenance	19,200	19,200	16,202	3	84%	17,001	799
Communications	1,630	640	595	0	93%	376	(219)
Advertising	1,000	498	216	0	43%	-	(216)
Printing & Binding	500	252	-	0	0%	-	-
Travel	3,580	1,708	1,207	1	71%	2,276	1,069
Dues & Fees	265	132	-	0	0%	591	591
Education & Training	3,485	2,175	1,375	1	63%	1,018	(358)
Purchased/ Contracted Services	124,110	86,433	21,993	64	25%	23,853	1,860
Supplies	2,000	1,002	565	0	56%	547	(17)
Food	400	198	52	0	26%	41	(10)
Books & Periodicals	400	198	-	0	0%	-	-
Small Equipment	4,025	2,010	785	1	39%	-	(785)
Supplies and Materials	6,825	3,408	1,401	2	41%	589	(813)
Transfers to Debt Service Fund	22,000	22,000	22,000	-	100%	-	(22,000)
Transfers Out	22,000	22,000	22,000	-	100%	-	(22,000)
Total City Clerk	267,216	170,044	103,327	67	61%	76,754	(26,573)

City of Dunwoody
 YTD Statement of Revenues and
 Expenses Through June 30, 2013

<i>Legal</i>	Total Annual Budget	YTD Budget	YTD Actual	Variance		Prior YTD Actual	Flux
					(% of YTD Budget)		(Diff from Prior Year)
					(\$ '000)		

Personnel Services	-	-	-	-		99,018	99,018
Purchased/ Contracted Services	395,000	218,350	194,540	24	89%	146,101	(48,440)
Supplies and Materials	-	-	-	-		679	679
Total Legal	395,000	218,350	194,540	24	89%	245,797	51,257



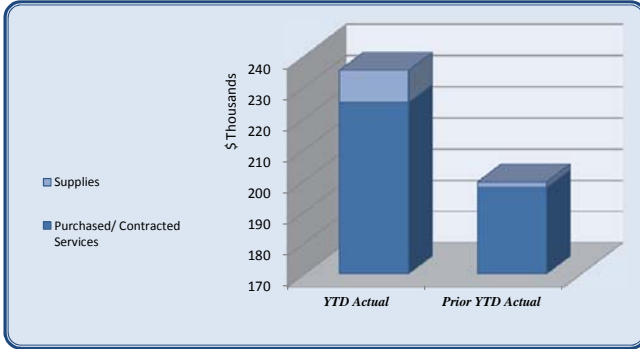
<i>Legal</i>	Total Annual Budget	YTD Budget	YTD Actual	Variance		Prior YTD Actual	Flux
					(% of YTD Budget)		(Diff from Prior Year)
					(\$ '000)		

Personnel Services	-	-	-	-		99,018	99,018
Professional Services	395,000	218,350	194,793	24	89%	142,872	(51,922)
Technical Services	-	-	-	-		3,216	3,216
Communications	-	-	-	-		13	13
Printing & Binding	-	-	(266)	0		-	266
Travel	-	-	13	(0)		-	(13)
Purchased/ Contracted Services	395,000	218,350	194,540	24	89%	146,101	(48,440)
Supplies	-	-	-	-		179	179
Food	-	-	-	-		500	500
Supplies and Materials	-	-	-	-		679	679
Total Legal	395,000	218,350	194,540	24	89%	245,797	51,257

City of Dunwoody
YTD Statement of Revenues and
Expenses Through June 30, 2013

Information Technology	Total Annual Budget	YTD Budget	YTD Actual	Variance	Prior YTD Actual	Flux			
							(% of YTD Budget)		(Diff from Prior Year)
							(\$ '000)		

Purchased/ Contracted Services	475,841	240,636	224,981	16	93%	197,711	(27,270)
Supplies	12,338	10,917	10,252	1	94%	1,777	(8,475)
Transfers Out	109,000	109,000	109,000	-	100%	127,000	18,000
Total Information Technology	597,180	360,553	344,233	16	95%	326,488	(17,745)



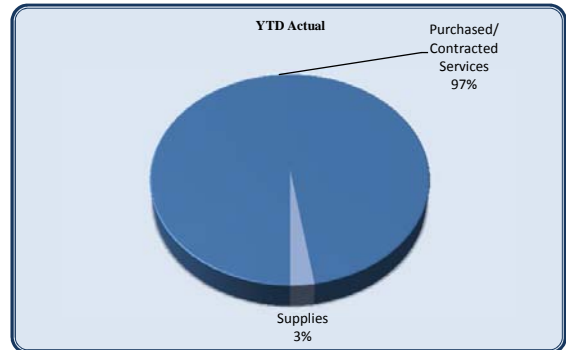
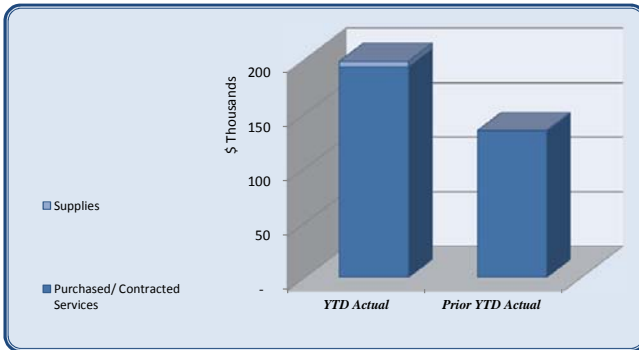
Information Technology	Total Annual Budget	YTD Budget	YTD Actual	Variance	Prior YTD Actual	Flux			
							(% of YTD Budget)		(Diff from Prior Year)
							(\$ '000)		

Official/Admin Svcs	294,216	147,108	147,108	0	100%	158,067	10,959
Professional Services	-	-	279	(0)		-	(279)
Technical Services	17,400	8,700	650	8	7%	2,588	1,938
Repairs & Maintenance	120,120	63,020	59,275	4	94%	21,614	(37,661)
Communications	40,355	20,178	17,669	3	88%	15,392	(2,277)
Printing & Binding	500	252	-	0	0%	-	-
Education & Training	3,250	1,378	-	1	0%	50	50
Purchased/ Contracted Services	475,841	240,636	224,981	16	93%	197,711	(27,270)
Supplies	1,000	1,000	928	0	93%	357	(570)
Books & Periodicals	-	-	-	-		100	100
Small Equipment	11,338	9,917	9,324	1	94%	1,319	-
Supplies	12,338	10,917	10,252	1	94%	1,777	(8,475)
Transfers to Debt Service Fund	109,000	109,000	109,000	-	100%	109,000	-
Transfers to Capital	-	-	-	-		18,000	18,000
Transfers Out	109,000	109,000	109,000	-	100%	127,000	18,000
Total Information Technology	597,180	360,553	344,233	16	95%	326,488	(17,745)

City of Dunwoody
YTD Statement of Revenues and
Expenses Through June 30, 2013

Marketing	Total Annual Budget	YTD Budget	YTD Actual	Variance	Prior YTD Actual	Flux	
							(% of YTD Budget)
							(\$ '000)

Purchased/ Contracted Services	439,025	222,014	193,206	29	87%	134,281	(58,925)
Supplies	13,403	7,179	5,043	2	70%	522	(4,520)
Total Marketing	452,428	229,193	198,249	31	86%	134,804	(63,445)



Marketing	Total Annual Budget	YTD Budget	YTD Actual	Variance	Prior YTD Actual	Flux	
							(% of YTD Budget)
							(\$ '000)

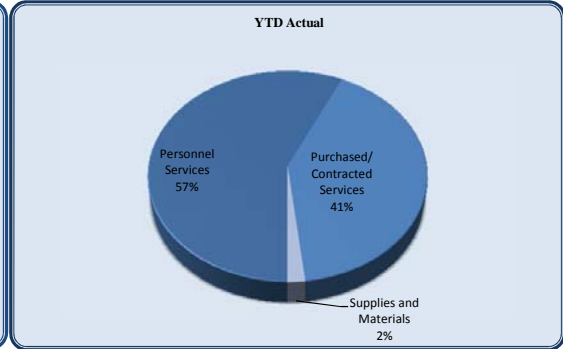
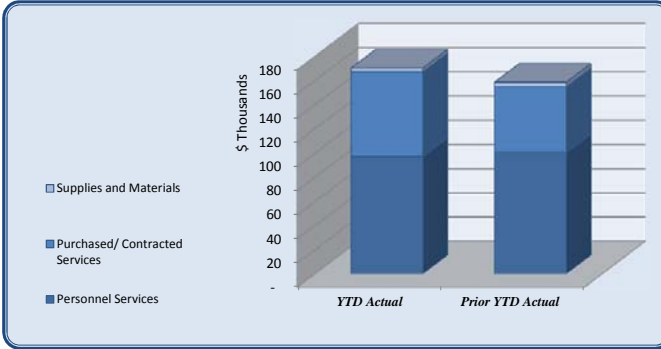
Official/Admin Services	290,275	145,140	145,138	0	100%	91,088	(54,050)
Professional Services	65,750	32,874	24,916	8	76%	14,636	(10,281)
Technical Services	5,000	5,000	3,600	1	72%	3,600	-
Communications	5,000	2,502	109	2	4%	200	91
Advertising	52,000	25,998	17,578	8	68%	23,954	6,375
Printing & Binding	18,000	9,000	1,866	7	21%	200	(1,666)
Dues & Fees	3,000	1,500	-	2	0%	605	605
Purchased/ Contracted Services	439,025	222,014	193,206	29	87%	134,281	(58,925)

Supplies	9,000	4,500	2,530	2	56%	522	(2,008)
Food	2,500	1,566	1,567	(0)	100%	-	(1,567)
Small Equipment	1,903	1,113	946	0	85%	-	-
Supplies	13,403	7,179	5,043	2	70%	522	(4,520)

Total Marketing	452,428	229,193	198,249	31	86%	134,804	(63,445)
------------------------	----------------	----------------	----------------	-----------	------------	----------------	-----------------

City of Dunwoody
YTD Statement of Revenues and
Expenses Through June 30, 2013

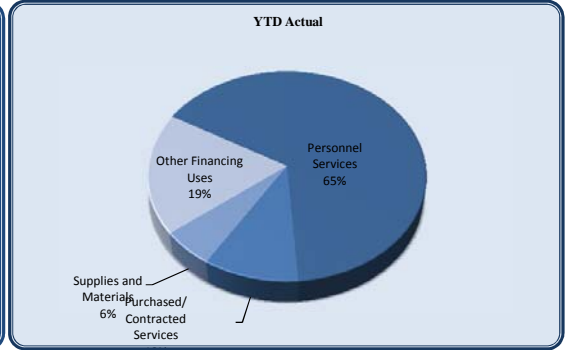
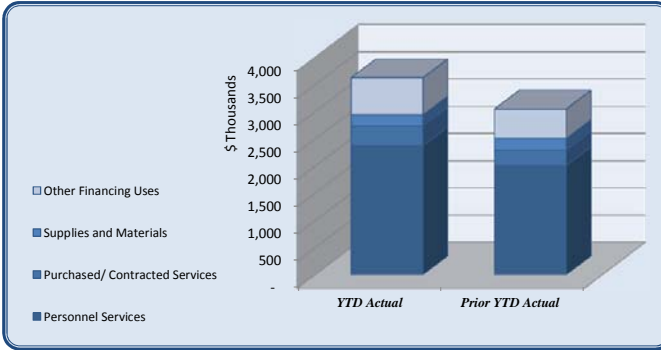
<i>Municipal Court</i>	Total Annual Budget	YTD Budget	YTD Actual	Variance	(% of YTD Budget)	Prior YTD Actual	Flux
				(\$ '000)			(Diff from Prior Year)
Personnel Services	196,842	100,674	96,902	4	96%	100,213	3,310
Purchased/ Contracted Services	194,650	112,854	70,033	43	62%	54,325	(15,708)
Supplies and Materials	10,658	6,426	3,125	3	49%	3,723	598
Other Financing Uses	22,500	22,500	22,500	-	100%	22,501	1
Total Municipal Court	424,650	242,454	192,560	50	79%	180,761	(11,799)



<i>Municipal Court</i>	Total Annual Budget	YTD Budget	YTD Actual	Variance	(% of YTD Budget)	Prior YTD Actual	Flux
				(\$ '000)			(Diff from Prior Year)
Regular Salaries	139,917	69,454	67,974	1	98%	63,592	(4,382)
Solicitor Salaries	-	-	-	-	-	13,750	13,750
Overtime Salaries	6,000	3,000	2,125	1	71%	1,951	(173)
Group Insurance	25,576	15,542	14,607	1	94%	10,032	(4,576)
Medicare	2,005	1,002	1,078	(0)	108%	1,038	(40)
Retirement	22,399	11,202	11,118	0	99%	9,850	(1,268)
Workers' Compensation	945	474	-	0	0%	-	-
Personnel Services	196,842	100,674	96,902	4	96%	100,213	3,310
Professional Services	143,350	85,998	58,244	28	68%	40,861	(17,383)
Technical Services	17,900	10,152	7,265	3	72%	6,948	(317)
Repairs & Maintenance	14,000	7,002	1,300	6	19%	1,613	313
Rentals	4,000	1,998	173	2	9%	1,434	1,261
Communications	4,000	1,998	1,697	0	85%	1,729	32
Printing & Binding	500	252	276	(0)	109%	291	16
Travel	5,050	2,526	237	2	9%	363	127
Dues & Fees	900	450	192	0	43%	140	(52)
Merchant Services	-	-	-	-	-	-	-
Purchased/ Contracted Services	194,650	112,854	70,033	43	62%	54,325	(15,708)
Supplies	5,250	2,820	2,389	0	85%	2,245	(144)
Food	1,800	1,800	511	1	28%	181	(329)
Books & Periodicals	600	300	-	0	0%	-	-
Small Equipment	3,008	1,506	225	1	15%	1,296	1,071
Supplies and Materials	10,658	6,426	3,125	3	49%	3,723	598
Transfers to Debt Service Fund	22,500	22,500	22,500	-	100%	22,500	-
Cash over/short	-	-	-	-	-	1	1
Other Financing Uses	22,500	22,500	22,500	-	100%	22,501	1
Total Municipal Court	424,650	242,454	192,560	50	79%	180,761	(11,799)

City of Dunwoody
YTD Statement of Revenues and
Expenses Through June 30, 2013

Police	Total Annual Budget	YTD Budget	YTD Actual	Variance	Prior YTD Actual	Flux		
							(% of YTD Budget)	(Diff from Prior Year)
				(\$ '000)				
Personnel Services	4,831,834	2,526,784	2,370,240	157	94%	2,009,938	(360,302)	
Purchased/ Contracted Services	634,827	459,513	366,606	93	80%	283,138	(83,468)	
Supplies and Materials	410,208	236,051	203,589	32	86%	213,649	10,060	
Other Financing Uses	707,509	679,562	679,562	-	100%	539,800	(139,762)	
Total Police	6,584,378	3,901,909	3,619,997	282	93%	3,046,525	(573,472)	

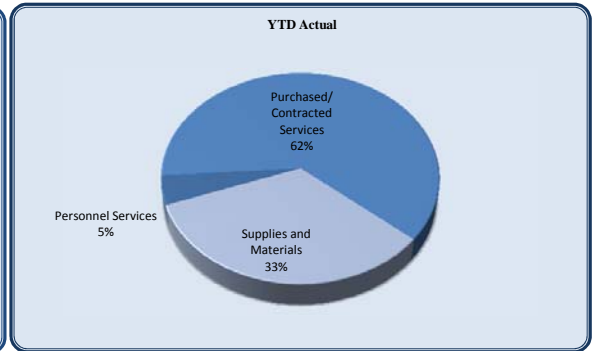
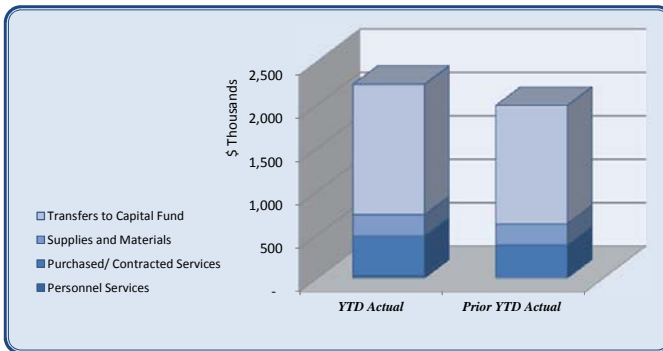


Police	Total Annual Budget	YTD Budget	YTD Actual	Variance	Prior YTD Actual	Flux		
							(% of YTD Budget)	(Diff from Prior Year)
				(\$ '000)				
Regular Salaries	3,098,528	1,537,263	1,477,351	60	96%	1,371,646	(105,705)	
Overtime Salaries	306,813	155,756	121,311	34	78%	120,840	(471)	
Total Salaries	3,405,341	1,693,019	1,598,663	94	94%	1,492,486	(106,177)	
Group Insurance	734,166	428,264	385,558	43	90%	248,275	(137,284)	
Medicare	49,303	24,654	24,523	0	99%	19,663	(4,861)	
Retirement	518,724	259,362	242,625	17	94%	212,132	(30,493)	
Workers' Compensation	124,300	121,485	118,871	3	98%	37,383	(81,488)	
Personnel Services	1,426,493	833,764	771,577	62	93%	517,452	(254,125)	
Professional Services	92,000	85,410	7,824	78	9%	6,537	(1,287)	
Technical Services	35,400	21,810	15,192	7	70%	13,837	(1,355)	
Repairs & Maintenance	264,056	195,540	199,041	(4)	102%	127,055	(71,986)	
Rentals	12,100	6,048	2,863	3	47%	4,026	1,163	
Insurance	79,761	69,053	65,483	4	95%	63,704	(1,779)	
Claims	-	-	10,324	(10)		112	(10,213)	
Communications	68,120	35,062	31,882	3	91%	28,806	(3,076)	
Advertising	2,500	1,248	230	1	18%	-	(230)	
Printing & Binding	5,440	2,718	114	3	4%	389	275	
Travel	37,760	18,882	11,947	7	63%	19,690	7,743	
Dues & Fees	10,360	5,850	5,040	1	86%	4,200	(840)	
Education & Training	27,330	17,892	16,665	1	93%	14,782	(1,883)	
Purchased/ Contracted Services	634,827	459,513	366,606	93	80%	283,138	(83,468)	
Supplies	104,505	64,553	59,497	5	92%	50,708	(8,789)	
Supplies-Explorer Program	6,000	3,000	3,022	(0)	101%	4,953	1,931	
Gasoline	240,000	120,000	111,011	9	93%	114,498	3,488	
Food	6,000	3,000	1,004	2	33%	3,529	2,526	
Books & Periodicals	2,500	1,248	550	1	44%	1,191	640	
Cash Over & Short	-	-	-	-		45	45	
Small Equipment	51,203	44,250	28,507	16	64%	38,726	10,219	
Supplies and Materials	410,208	236,051	203,589	32	86%	213,649	10,060	
Transfers to Debt Service Fund	469,500	441,553	441,553	-	100%	469,500	27,947	
Transfers to Capital Fund	238,009	238,009	238,009	-	100%	70,300	(167,709)	
Other Financing Uses	707,509	679,562	679,562	-	100%	539,800	(139,762)	
Total Police	6,584,378	3,901,909	3,619,997	282	93%	3,046,525	(573,472)	

City of Dunwoody
YTD Statement of Revenues and
Expenses Through June 30, 2013

<i>E-911</i>	Total Annual Budget	YTD Budget	YTD Actual	Variance		Prior YTD Actual	Flux
					(% of YTD Budget)		(Diff from Prior Year)
				(\$ '000)			
Transfers to E-911 Fund	368,096	217,748	80,797	137	37%	96,475	15,678
Total E-911	368,096	217,748	80,797	137	37%	96,475	15,678

<i>Public Works</i>	Total Annual Budget	YTD Budget	YTD Actual	Variance		Prior YTD Actual	Flux
					(% of YTD Budget)		(Diff from Prior Year)
				(\$ '000)			
Personnel Services	114,350	36,763	32,959	4	90%	-	(32,959)
Purchased/ Contracted Services	1,314,634	684,592	456,276	228	67%	384,647	(75,979)
Supplies and Materials	539,415	269,712	245,203	25	91%	244,805	(397)
Transfers to Capital Fund	2,775,000	1,500,000	1,500,000	-	100%	1,362,500	(137,500)
Total Public Works	4,743,399	2,491,066	2,234,438	257	90%	1,991,953	(242,485)



<i>Public Works</i>	Total Annual Budget	YTD Budget	YTD Actual	Variance		Prior YTD Actual	Flux
					(% of YTD Budget)		(Diff from Prior Year)
				(\$ '000)			
Salaries	83,250	27,667	27,500	0	99%	-	(27,500)
Group Insurance	15,250	3,813	2,932	1	77%	-	(2,932)
Medicare	2,000	667	379	0	57%	-	(379)
Retirement	13,600	4,533	2,149	2	47%	-	(2,149)
Personnel Services	114,350	36,763	32,959	4	90%	-	(32,959)
Official/Admin Svcs	255,000	127,500	127,500	-	100%	143,000	15,500
Professional Services	80,000	40,002	-	40	0%	3,500	3,500
Tree Fund Expenses	92,534	46,267	3,375	43	7%	1,842	(1,533)
Technical Services	2,400	1,200	1,200	-	100%	800	(400)
Repairs & Maintenance	23,300	11,652	-	12	0%	7,000	7,000
R&M - Signs	-	-	1,702	(2)	-	-	(1,702)
R&M - Storm Damage Removal	25,000	12,498	4,097	8	33%	-	(4,097)
R&M - Street Maintenance	535,800	267,899	219,084	49	82%	156,530	(62,555)
R&M - Traffic Signals	201,000	100,500	85,229	15	85%	60,211	(25,018)
R&M - Curb Replacement	-	-	-	-	-	-	-
R&M - Right of Way Maint	40,000	19,998	6,764	13	34%	9,187	2,423
Claims	3,000	1,500	810	1	0%	1,019	209
Communications	300	150	570	(0)	380%	289	(281)
Advertising	1,000	498	-	0	0%	326	326
Printing & Binding	750	378	610	(0)	161%	48	(562)
Travel	-	-	17	(0)	-	24	8
Purchased/ Contracted Services	1,314,634	684,592	456,276	228	67%	384,647	(75,979)
Supplies-Office	1,000	498	209	0	42%	97	(112)
Supplies-Road Materials	50,000	25,002	24,190	1	97%	24,033	(157)
Electricity	485,000	242,502	218,906	24	90%	220,675	1,769

#K.2.

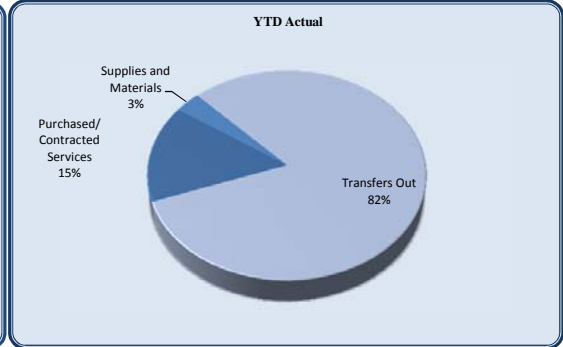
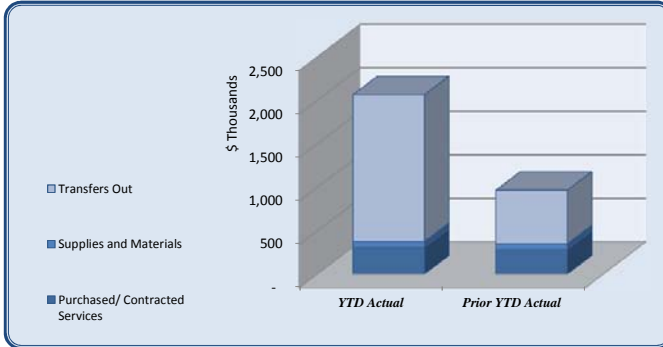
City of Dunwoody
YTD Statement of Revenues and
Expenses Through June 30, 2013

Small Equipment	3,415	1,710	1,898	(0)	111%	-	(1,898)
Supplies and Materials	539,415	269,712	245,203	25	91%	244,805	(397)
Transfers to Capital Fund	2,775,000	1,500,000	1,500,000	-	100%	1,362,500	(137,500)
Transfers to Capital Fund	2,775,000	1,500,000	1,500,000	-	100%	1,362,500	(137,500)
Total Public Works	4,743,399	2,491,066	2,234,438	257	90%	1,991,953	(242,485)

City of Dunwoody
YTD Statement of Revenues and
Expenses Through June 30, 2013

#K.2.

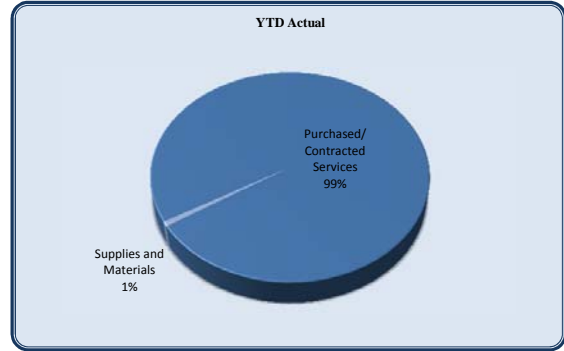
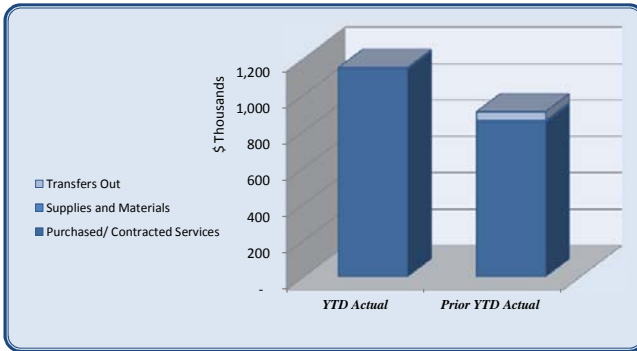
<i>Parks and Recreation</i>	Total Annual Budget	YTD Budget	YTD Actual	Variance		Prior YTD Actual	Flux
					(% of YTD Budget)		(Diff from Prior Year)
					(\$ '000)		
Purchased/ Contracted Services	707,988	377,866	310,531	67	82%	286,174	(24,358)
Supplies and Materials	226,689	113,346	68,113	45	60%	65,246	(2,866)
Transfers Out	2,937,204	1,684,506	1,684,506	-	100%	612,887	(1,071,619)
Total Parks and Recreation	3,871,881	2,175,718	2,063,150	113	95%	964,307	(1,098,843)



<i>Parks and Recreation</i>	Total Annual Budget	YTD Budget	YTD Actual	Variance		Prior YTD Actual	Flux
					(% of YTD Budget)		(Diff from Prior Year)
					(\$ '000)		
Official/Admin Svcs	125,000	62,502	62,500	0	100%	72,000	9,500
Professional Services	2,000	1,002	1,000	0	100%	15,583	14,583
Technical Services	-	-	-	-	-	10,458	10,458
R&M-Parks	544,988	285,000	219,791	65	77%	160,633	(59,158)
Rentals	2,000	1,002	-	1	0%	1,850	1,850
Property/Liability Insurance	32,100	27,412	25,849	2	94%	25,649	(199)
Claims	-	-	1,000	(1)	-	-	(1,000)
Communications	1,500	750	391	0	52%	946	555
Advertising	-	-	-	-	-	710	710
Dues & Fees	400	198	-	0	0%	400	400
Purchased/ Contracted Services	707,988	377,866	310,531	67	82%	286,174	(24,358)
Supplies	80,000	40,002	13,764	26	34%	10,061	(3,703)
Utilities	138,000	69,000	54,349	15	79%	46,006	(8,343)
Food	-	-	-	-	-	181	181
Small Equipment	8,689	4,344	-	4	0%	8,999	8,999
Supplies and Materials	226,689	113,346	68,113	45	60%	65,246	(2,866)
Transfers to Debt Service Fund	108,367	54,183	54,183	0	100%	400,287	346,104
Transfers to Capital Fund	2,828,837	1,630,323	1,630,323	-	100%	212,600	(1,417,723)
Transfers Out	2,937,204	1,684,506	1,684,506	-	100%	612,887	(1,071,619)
Total Parks and Recreation	3,871,881	2,175,718	2,063,150	113	95%	964,307	(1,098,843)

City of Dunwoody
YTD Statement of Revenues and
Expenses Through June 30, 2013

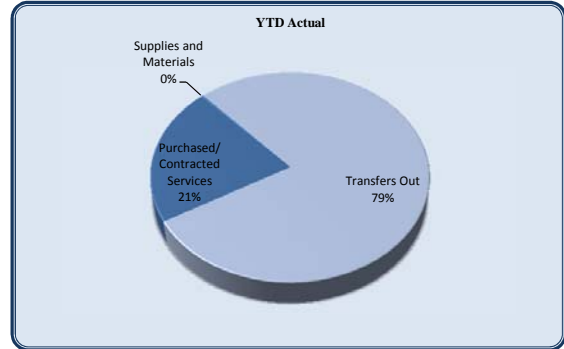
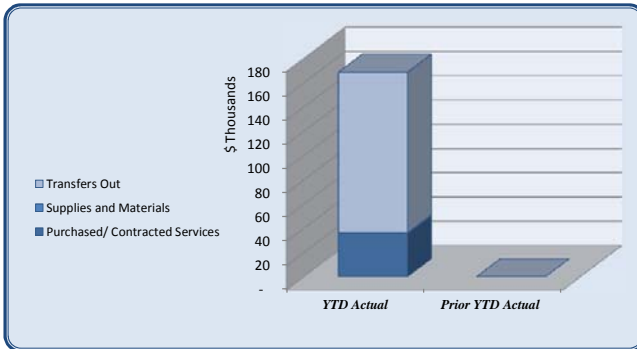
<i>Community Development</i>							
	Total Annual Budget	YTD Budget	YTD Actual	Variance	(% of YTD Budget)	Prior YTD Actual	Flux
				(\$ '000)			(Diff from Prior Year)
Purchased/ Contracted Services	2,370,152	1,516,953	1,141,574	375	75%	849,105	(292,469)
Supplies and Materials	26,611	14,034	8,457	6	60%	11,123	2,666
Transfers Out	50,000	-	-	-		47,500	47,500
Total Community Development	2,446,762	1,530,987	1,150,031	381	75%	907,728	(242,304)



<i>Community Development</i>							
	Total Annual Budget	YTD Budget	YTD Actual	Variance	(% of YTD Budget)	Prior YTD Actual	Flux
				(\$ '000)			(Diff from Prior Year)
Official/Admin Svcs	1,852,000	1,101,002	965,947	135	88%	751,000	(214,947)
Professional Services	274,950	250,950	86,495	164	34%	79,655	(6,840)
Technical Services	129,600	87,600	26,075	62	30%	3,625	(22,450)
Repairs & Maintenance	83,320	61,873	55,885	6	90%	750	(55,135)
Rentals	-	-	1,102	(1)		3,440	2,339
Insurance Claims	-	-	-	-		128	128
Communications	3,532	2,050	1,330	1	65%	1,120	(210)
Advertising	18,000	9,000	3,503	5	39%	5,492	1,988
Printing & Binding	2,000	1,100	662	0	60%	1,723	1,062
Travel	3,000	1,500	-	2	0%	28	28
Dues & Fees	2,250	1,128	575	1	51%	593	18
Education & Training	1,500	750	-	1	0%	1,550	1,550
Other Purchased Services-Other	-	-	-	-		-	-
Purchased/ Contracted Services	2,370,152	1,516,953	1,141,574	375	75%	849,105	(292,469)
Supplies	11,500	6,480	6,269	0	97%	8,908	2,639
Food	1,000	498	366	0	74%	588	222
Books & Periodicals	2,500	1,248	28	1	2%	-	(28)
Small Equipment	11,611	5,808	1,794	4	31%	1,628	(167)
Supplies and Materials	26,611	14,034	8,457	6	60%	11,123	2,666
Transfers to Multiple Grants Fund	50,000	-	-	-		-	-
Transfers Out	50,000	-	-	-		47,500	47,500
Total Community Development	2,446,762	1,530,987	1,150,031	381	75%	907,728	(242,304)

City of Dunwoody
YTD Statement of Revenues and
Expenses Through June 30, 2013

<i>Economic Development</i>	Total Annual Budget	YTD Budget	YTD Actual	Variance	(% of YTD Budget)	Prior YTD Actual	Flux
				(\$ '000)			(Diff from Prior Year)
Purchased/ Contracted Services	86,268	48,742	35,890	13	74%	-	(35,890)
Supplies and Materials	1,971	784	491	0	63%	-	(491)
Transfers Out	209,444	132,220	132,220	-	100%	-	(132,220)
Total Economic Development	297,682	181,746	168,601	13	93%	-	(168,601)



<i>Economic Development</i>	Total Annual Budget	YTD Budget	YTD Actual	Variance	(% of YTD Budget)	Prior YTD Actual	Flux
				(\$ '000)			(Diff from Prior Year)
Professional Services	30,000	17,575	15,000	3	85%	-	(15,000)
Technical Services	7,000	3,498	-	3	0%	-	-
Communications	968	486	-	0	0%	-	-
Advertising	33,000	16,000	14,962	1	94%	-	(14,962)
Printing & Binding	3,500	1,752	305	1	17%	-	(305)
Travel	3,000	2,165	31	2	1%	-	(31)
Dues & Fees	8,000	6,500	5,292	1	81%	-	(5,292)
Education & Training	800	767	300	0	39%	-	(300)
Purchased/ Contracted Services	86,268	48,742	35,890	13	74%	-	(35,890)
Supplies and Materials	1,971	784	491	0	63%	-	(491)
Transfers to Debt Service Fund	209,444	132,220	132,220	-	100%	-	(132,220)
Transfers Out	209,444	132,220	132,220	-	93%	-	(168,601)
Total Economic Development	297,682	181,746	168,601	13	93%	-	(168,601)

<i>Contingency</i>	Total Annual Budget	YTD Budget	YTD Actual	Variance	(% of YTD Budget)	Prior YTD Actual	Flux
				(\$ '000)			(Diff from Prior Year)
Contingency	575,000	287,502	-	288	0%	-	-
Total Contingency	575,000	287,502	-	288	0%	-	-
Total General Fund Expenditures	24,639,814	14,117,068	12,241,933	1,875	87%	9,470,768	(2,771,166)
Total Revenues over/(under) Expenditures	(869,314)	(4,346,066)	(2,061,833)	2,284	47%	(1,238,109)	(823,724)

City of Dunwoody
YTD Statement of Revenues and
Expenses Through June 30, 2013

<i>E911 Fund</i>	Total Annual Budget	YTD Budget	YTD Actual	Variance (\$ '000)	(% of YTD Budget)	Prior YTD Actual	Flux (Diff from Prior Year)
Revenues							
E911 Revenue	850,000	425,000	521,035	96	123%	458,055	(62,980)
Transfers In	368,096	221,832	80,797	(141)	36%	96,475	15,678
Total Revenues	1,218,096	646,832	601,832	(45)	93%	554,530	(47,302)
Expenditures							
Professional Services	-	-	-	-		1,750	1,750
Communications	76,920	73,270	30,771	42	42%	8,280	(22,491)
Machinery & Equipment	5,000	2,500	-	3	0%	-	-
Intergovernmental-E911 (Chatcomm)	1,075,000	537,500	537,500	0	100%	537,500	-
Transfers Out-Debt	61,176	33,561	33,561	-	100%	7,000	(26,561)
Total Expenditures	1,218,096	646,832	601,832	45	93%	554,530	(47,302)
Total Revenues over/(under) Expenditures	-	0	(0)	(0)	-97%	0	0

City of Dunwoody
 YTD Statement of Revenues and
 Expenses Through June 30, 2013

<i>Hotel Excise Tax Fund</i>	Total Annual Budget	YTD Budget	YTD Actual	Variance		Prior YTD Actual	Flux
					(\$ '000)	(% of YTD Budget)	(Difference from Prior Year)
Revenues							
Hotel/Motel Tax	1,871,667	935,834	977,417	42		104%	932,951 (44,465)
Interest Revenue	-	-	36	0			18 (18)
Total Revenues	1,871,667	935,834	977,453	42		104%	932,969 (44,484)
Expenditures							
Transfers to General Fund	1,123,000	561,500	586,484	(25)		104%	559,771 (26,713)
Transfers to Component Unit - CVBD	748,667	374,334	390,967	(17)		104%	373,181 (17,786)
Total Expenditures	1,871,667	935,834	977,450	(42)		104%	932,951 (44,499)
Total Revenues over/(under) Expenditures	-	-	3	0			18 15

City of Dunwoody
YTD Statement of Revenues and
Expenses Through June 30, 2013

<i>Motor Vehicle Rental Excise Tax Fund</i>	Total Annual Budget	YTD Budget	YTD Actual	Variance (\$ '000)	Prior YTD Actual (% of YTD Budget)	Flux (Difference from Prior Year)
Revenues						
MV Rental Excise Tax	98,000	49,000	51,204	2	104%	48,679 (2,525)
Total Revenues	98,000	49,000	51,204	2	104%	48,679 (2,525)
Expenditures						
Transfers to General Fund	98,000	49,000	51,204	(2)	104%	48,679 (2,525)
Total Expenditures	98,000	49,000	51,204	(2)	104%	48,679 (2,525)
Total Revenues over/(under) Expenditures	-	-	-	-	-	-

City of Dunwoody
YTD Statement of Revenues and
Expenses Through June 30, 2013

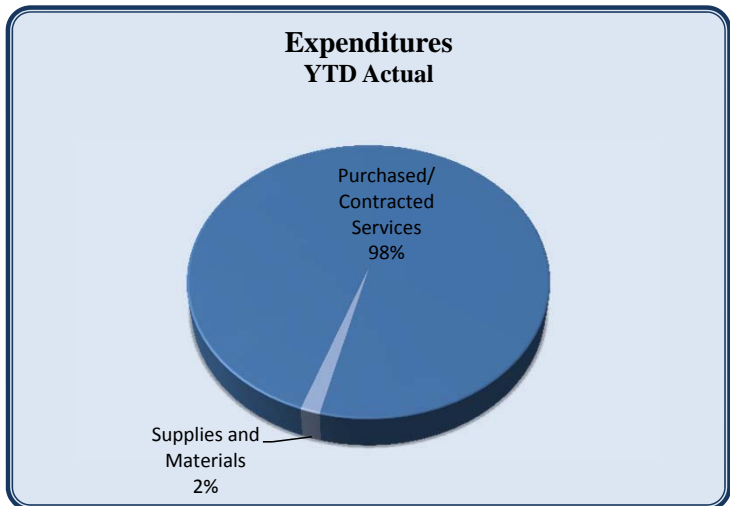
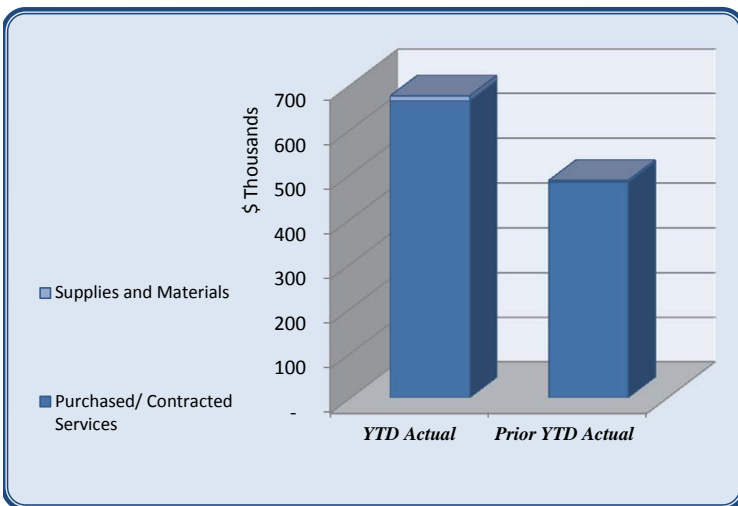
<i>Capital Projects Fund</i>	Total Annual Budget	YTD Budget	YTD Actual	Variance		Prior YTD Actual	Flux
Revenues					(\$ '000)	(% of YTD Budget)	(Difference from Prior Year)
Interest Revenue	-	-	9,380	9		10,596	1,217
Operating Transfer In - General Fund	6,141,846	3,688,956	3,688,956	0		1,710,900	(1,978,056)
Use of PY Reserves	-	-	-	-		4,875,073	4,875,073
Total Revenues	6,141,846	3,688,956	3,698,336	9	100%	6,596,569	2,898,234
Expenditures							
Repairs and Maintenance	-	-	-	-		7,007	7,007
Small Equipment	-	-	-	-		9,298	9,298
Machinery & Equipment	14,440	7,220	6,040	1	84%	-	(6,040)
Information Technology	14,440	7,220	6,040	1	84%	16,305	10,265
Professional Services	50,000	-	-	-		-	-
Buildings	250,000	-	-	-		-	-
Facilities	400,000	50,000	-	50	0%	-	-
Small Equipment	47,501	40,130	37,943	2	95%	43,654	5,711
Machinery & Equipment	2,002,215	288,851	232,415	56	80%	-	(232,415)
Police Department	2,049,717	328,981	270,358	59	82%	70,480	(199,879)
Professional Services	-	-	-	-		61,576	61,576
Repairs & Maintenance	2,018,921	1,009,461	250,409	759	25%	(178,839)	(429,247)
Supplies	-	-	-	-		22,570	22,570
Infrastructure	4,631,065	411,675	401,290	10	97%	298,599	(102,691)
Operating Transfers to Multiple Grants Fund	-	-	3,156	(3)		194,988	191,832
Public Works	6,649,986	1,421,136	654,854	766	46%	439,395	(215,459)
Sites	75,000	75,000	96,504	(22)	129%	3,699,988	3,603,484
Site improvements	2,297,825	1,148,913	1,002,472	146	87%	-	(1,002,472)
Infrastructure	2,317,385	1,158,692	22,214	1,136	2%	2,359	(19,855)
Machinery & Equipment	-	-	-	-		5,616	5,616
Parks	4,690,210	2,382,605	1,121,189	1,261	47%	3,717,162	2,595,973
Machinery & Equipment	72,543	36,271	1,524	35	4%	-	(1,524)
Community Development	72,543	36,271	1,524	35	4%	-	(1,524)
Total Expenditures	13,876,896	4,226,213	2,053,966	2,172	49%	4,243,342	2,189,376
Total Revenues over/(under) Expenditures	(7,735,050)	(537,258)	1,644,370	2,182	-306%	2,353,228	708,858

City of Dunwoody
YTD Statement of Revenues and
Expenses Through June 30, 2013

<i>Debt Service Fund</i>	Total Annual Budget	YTD Budget	YTD Actual	Variance		Prior YTD Actual	Flux
				(\$ '000)	(% of YTD Budget)		(Difference from Prior Year)
Revenues							
Transfers from General Fund	1,020,811	861,456	861,456	-	100%	1,088,287	226,831
Transfers from E911 Fund	61,176	33,561	33,561	-	100%	-	(33,561)
Total Revenues	1,081,987	895,018	895,018	(0)	100%	1,088,287	193,269
Expenditures							
Lease Principal	947,614	781,367	782,310	(1)	100%	1,001,559	219,249
Lease Interest	134,373	113,650	83,348	30	73%	107,343	23,994
Total Expenditures	1,081,987	895,018	865,658	29	97%	1,108,902	243,243
Total Revenues over/(under) Expenditures	-	0	29,360	29	14679760%	(20,615)	(49,974)

City of Dunwoody
YTD Statement of Revenues and
Expenses Through June 30, 2013

<i>Stormwater fund</i>	Total Annual Budget	YTD Budget	YTD Actual	Variance		Prior YTD Actual	Flux
					(\$ '000)	(% of YTD Budget)	(Difference from Prior Year)
Revenues							
Stormwater Utility Charges	1,815,316	-	9,541	10		3,588	(5,953)
Interest Revenue	500	250	1,034	1		414%	963
Residual Equity Transfer In	600,000	500,000	500,000	-		100%	-
Total Revenues	2,415,816	500,250	510,575	10		102%	4,551
Expenditures							
Official/Admin Svcs	120,000	60,000	60,000	-		100%	-
Professional Services	-	-	-	-		0%	-
Professional Services-Stormwater	143,000	84,583	81,711	3		97%	60,000
Repairs & Maintenance	1,802,316	750,000	521,251	229		70%	418,205
Rep & Maint-Riprap Program	12,000	6,000	1,420	5		24%	3,740
Printing & Binding	500	250	-	0		0%	-
Dues & Fees	500	250	-	0		0%	431
Purchased/ Contracted Services	2,078,316	901,083	664,383	237		74%	482,376
Supplies	20,000	11,829	10,811	1		91%	3,396
Books & Periodicals	500	250	-	0		0%	-
Small Equipment	300	150	-	0		0%	-
Supplies and Materials	20,800	12,229	10,811	1		88%	3,396
Bad Debt Expense-Stormwater	14,700	7,350	-	7		0%	-
Contingency	14,700	7,350	-	7		0%	-
Depreciation	-	-	-	-		-	-
Total Expenditures	2,113,816	920,662	682,189	238		74%	485,772
Total Revenues over/(under) Expenditures	302,000	(420,412)	(171,614)	249		41%	(481,220)



Convention Visitors' Bureau of Dunwoody
Monthly Statement of Revenues and Expenses
June 30, 2013

CVB of Dunwoody	Variance				
	Total Annual Budget	YTD Budget	YTD Actual	(% of YTD Budget)	Prior YTD Actual
Fund Balance	-	-	-		
Revenues					
Interest Revenue	1,250	625	610	98%	999
Other Revenue	-	-	634		943
Tax Revenue	793,587	406,505	390,967	96%	373,181
Total Revenues	794,837	407,130	392,211	96%	375,123
Expenditures					
<i>Employees/Personnel</i>					
Salaries	188,792	93,548	91,834	98%	84,583
Benefits	28,319	14,033	8,594	61%	7,498
Payroll Taxes	18,879	9,355	7,918	85%	8,650
Unemployment	-	-	-		-
Medic	-	-	-		-
<i>Total Employees/Personnel Expenditures</i>	235,990	116,936	108,346	93%	100,731
<i>Administrative</i>					
Depreciation Expense	-	-	-		-
Legal & Professional Fees	18,835	11,455	5,757	50%	20,384
Rent	40,374	20,136	20,136	100%	9,805
Employee Development	5,000	3,500	4,085	117%	-
Equipment Lease	1,558	779	854	110%	-
IT Support	3,000	1,500	425	28%	-
Insurance	3,755	1,570	91	6%	1,303
Postage/Courier/Ovenight Mail	-	-	-		643
Telephone/Internet	6,732	3,366	3,112	92%	2,976
Licenses & Fees	3,450	1,950	228	12%	3,533
Miscellaneous	2,400	1,200	350	29%	1,861
Office Expense	2,400	1,200	1,564	130%	4,618
Vehicle Expenses	-	-	-		963
Meals & Meeting Expenses	3,600	1,800	1,142	63%	-
Travel	2,700	1,350	386	29%	-
Small Equipment	2,400	1,200	1,750	146%	2,247
Furniture & Fixtures	-	-	-		2,485
<i>Total Administrative Expenditures</i>	96,204	51,006	39,878	78%	50,817
<i>Marketing</i>					
Research	20,000	20,000	-	0%	-
Graphic Design	45,000	24,000	25,540	106%	26,810
Public Relations	13,800	6,900	86	1%	6,000
Website Management	8,808	4,404	7,202	164%	21,305
Website Marketing	32,400	16,200	8,702	54%	-
Advertising - Print	96,000	65,143	71,386	110%	109,447
Advertising - Digital	46,000	23,000	13,002	57%	-
Printing	11,800	5,900	8,881	151%	2,459
Postage/Courier/Ovenight Mail	2,400	1,200	1,256	105%	-
Travel	-	-	-		4,486
Dues & Subscriptions	27,460	10,230	9,284	91%	1,009
Memberships	10,705	9,505	8,090	85%	6,244
Customer Relationship Management Tool	12,000	6,000	-	0%	-
Photography	7,000	1,000	-	0%	500
Meals & Entertainment	-	-	-		1,256
Miscellaneous	1,800	900	516	57%	85
<i>Total Marketing Expenditures</i>	335,173	194,382	153,943	79%	179,601
<i>Promotional</i>					
Promotions	-	-	-		6,201
Community Development	15,600	7,800	11,087	142%	11,612
Conventions and Trade Shows	22,790	12,895	11,049	86%	16,861
Event Hosting & Site Visits	13,800	5,900	1,088	18%	4,287
Sponsorships	12,000	6,000	7,750	129%	8,000
Meals and Business Development	3,900	1,950	775	40%	-
Meeting Bids and Incentives	8,000	4,000	189	5%	-
Promotions	26,180	15,590	7,579	49%	-
Travel	13,200	6,600	4,769	72%	-
Promotional Materials	12,000	6,000	5,917	99%	6,514
<i>Total Promotional Expenditures</i>	127,470	66,735	50,202	75%	53,475
Total Expenditures	794,837	429,059	352,370	82%	384,623
Total Revenues over/(under) Expenditures	-	(21,929)	39,841	-182%	(9,500)

VENDOR SET: 01 City of Dunwoody, GA
BANK: * ALL BANKS
DATE RANGE: 6/01/2013 THRU 6/30/2013

#K.2.

VENDOR I.D.	NAME	STATUS	CHECK DATE	AMOUNT	DISCOUNT	CHECK NO	CHECK STATUS	CHECK AMOUNT
001728	Smith Real Estate							
C-CHECK	Smith Real Estate	UNPOST V	6/28/2013			016669		16,438.00CR

* * T O T A L S * *	NO	INVOICE AMOUNT	DISCOUNTS	CHECK AMOUNT
REGULAR CHECKS:	0	0.00	0.00	0.00
HAND CHECKS:	0	0.00	0.00	0.00
DRAFTS:	0	0.00	0.00	0.00
EFT:	0	0.00	0.00	0.00
NON CHECKS:	0	0.00	0.00	0.00
VOID CHECKS:	1 VOID DEBITS	0.00		
	VOID CREDITS	16,438.00CR	16,438.00CR	0.00

TOTAL ERRORS: 0

VENDOR SET: 01 BANK: *	TOTALS:	1	0.00	0.00	0.00
BANK: *	TOTALS:	1	0.00	0.00	0.00

VENI #K.2 01 City of Dunwoody, GA
BANK. 01 Suntrust Concentration
DATE RANGE: 6/01/2013 THRU 6/30/2013

VENDOR I.D.	NAME	STATUS	CHECK DATE	AMOUNT	DISCOUNT	CHECK NO	CHECK STATUS	CHECK AMOUNT
001145	ETS Corporation							
I-May 2013	ETS Corporation	D	6/01/2013			000000		
100 1516.523900.00	Merchant Services	ETS Corporation		1,626.75				1,626.75

* * T O T A L S * *	NO	INVOICE AMOUNT	DISCOUNTS	CHECK AMOUNT
REGULAR CHECKS:	0	0.00	0.00	0.00
HAND CHECKS:	0	0.00	0.00	0.00
DRAFTS:	1	0.00	0.00	1,626.75
EFT:	0	0.00	0.00	0.00
NON CHECKS:	0	0.00	0.00	0.00
VOID CHECKS:	0	VOID DEBITS 0.00		
		VOID CREDITS 0.00	0.00	0.00

TOTAL ERRORS: 0

** G/L ACCOUNT TOTALS **

G/L ACCOUNT	NAME	AMOUNT
100 1516.523900.00	Merchant Services	1,626.75
	*** FUND TOTAL ***	1,626.75

VENDOR SET: 01	BANK: 01	TOTALS:	1	1,626.75CR	0.00	1,626.75
BANK: 01	TOTALS:		1	1,626.75CR	0.00	1,626.75

VENDOR SET: 01 City of Dunwoody, GA
BANK: 02 Suntrust Payroll Account
DATE RANGE: 6/01/2013 THRU 6/30/2013

#K.2.

VENDOR I.D.	NAME	STATUS	CHECK DATE	AMOUNT	DISCOUNT	CHECK NO	CHECK STATUS	CHECK AMOUNT
000022	ADP							
I-422366323	ADP	D	6/21/2013			000000		
100 1512.521200.00	Professional Services	ADP		434.64				434.64
000022	ADP							
I-422651145	ADP	D	6/28/2013			000000		
100 1512.521200.00	Professional Services	ADP		490.02				490.02

* * T O T A L S * *	NO	INVOICE AMOUNT	DISCOUNTS	CHECK AMOUNT
REGULAR CHECKS:	0	0.00	0.00	0.00
HAND CHECKS:	0	0.00	0.00	0.00
DRAFTS:	2	0.00	0.00	924.66
EFT:	0	0.00	0.00	0.00
NON CHECKS:	0	0.00	0.00	0.00
VOID CHECKS:	0	VOID DEBITS 0.00		
		VOID CREDITS 0.00	0.00	0.00

TOTAL ERRORS: 0

** G/L ACCOUNT TOTALS **

G/L ACCOUNT	NAME	AMOUNT
100 1512.521200.00	Professional Services	924.66
	*** FUND TOTAL ***	924.66

VENDOR SET: 01	BANK: 02	TOTALS:	2	924.66CR	0.00	924.66
BANK: 02	TOTALS:		2	924.66CR	0.00	924.66

VENI #K.2. 01 City of Dunwoody, GA
 BANK. 03 Suntrust Disbursement Acc

DATE RANGE: 6/01/2013 THRU 6/30/2013

VENDOR I.D.	NAME	STATUS	CHECK DATE	AMOUNT	DISCOUNT	CHECK NO	CHECK STATUS	CHECK AMOUNT
000025	Clark Patterson Lee							
I-19 May 2013	Clark Patterson Lee	D	6/03/2013			000000		
100 7000.521100.01	Official/Admin Svcs	Clark Patterson Lee		125,166.66				125,166.66
000029	Low Engineers. LLC							
I-14236	Low Engineers. LLC	D	6/28/2013			000000		
100 4100.521100.01	Official/Admin Svcs	Low Engineers. LLC		21,250.00				
100 6200.521100.01	Official/Admin Svcs	Low Engineers. LLC		10,416.65				
560 4320.521100.01	Official/Admin Svcs	Low Engineers. LLC		10,000.00				41,666.65
000073	JAT Consulting Services, Inc							
I-18	JAT Consulting Services, Inc	D	6/28/2013			000000		
100 1511.521100.01	Official/Admin Svcs	JAT Consulting Servi		104,166.42				104,166.42
000137	Medcom Services, Inc							
I-05/26/ - 06/01/13	Medcom Services, Inc	D	6/01/2013			000000		
100 0000.121300.16	Flex Spending Ded Payable	Medcom Services, Inc		698.41				
I-06012013	Medcom Services, Inc	D	6/01/2013			000000		
100 0000.121300.16	Flex Spending Ded Payable	Medcom Services, Inc		698.41				1,396.82
000137	Medcom Services, Inc							
I-06082013	Medcom Services, Inc	D	6/08/2013			000000		
100 0000.121300.16	Flex Spending Ded Payable	Medcom Services, Inc		624.58				624.58
000137	Medcom Services, Inc							
I-06.15.2013	Medcom Services, Inc	D	6/15/2013			000000		
100 0000.121300.16	Flex Spending Ded Payable	Medcom Services, Inc		1,159.32				1,159.32
000137	Medcom Services, Inc							
I-06.22.2013	Medcom Services, Inc	D	6/22/2013			000000		
100 0000.121300.16	Flex Spending Ded Payable	Medcom Services, Inc		367.71				367.71
001480	Interdev, LLC							
I-1001049	Interdev, LLC	D	6/03/2013			000000		
100 1535.521100.01	Official/Admin Svcs	Interdev, LLC		24,517.94				24,517.94
001480	Interdev, LLC							
I-1002013	Interdev, LLC	D	6/30/2013			000000		
100 1535.521100.01	Official/Admin Svcs	Interdev, LLC		24,517.94				24,517.94
001615	PNC Bank, N. A.							
I-June 2013	PNC Bank, N. A.	D	6/01/2013			000000		
405 8000.582200.01	Lease Interest	PNC Bank, N. A.		4,410.25				
405 8000.581200.01	Lease Principal	PNC Bank, N. A.		12,733.19				
I-June-2013	PNC Bank, N. A.	D	6/01/2013			000000		
405 8000.582200.01	Lease Interest	PNC Bank, N. A.		2,883.74				
405 8000.581200.01	Lease Principal	PNC Bank, N. A.		6,146.78				26,173.96

VENDOR SET: 01 City of Dunwoody, GA
 BANK: 03 Suntrust Disbursement Acc
 DATE RANGE: 6/01/2013 THRU 6/30/2013

#K.2.

VENDOR I.D.	NAME	STATUS	CHECK DATE	AMOUNT	DISCOUNT	CHECK NO	CHECK STATUS	CHECK AMOUNT
001685	J.P. Morgan Chase Commercial C							
I-May 2013	J.P. Morgan Chase Commercial C	D	6/03/2013			000000		
100 0000.121110.00	PCard A/P Control		J.P. Morgan Chase Co	71,825.13				71,825.13
001685	J.P. Morgan Chase Commercial C							
I-June 2013	06262013	D	6/26/2013			000000		
100 0000.121110.00	PCard A/P Control		06262013	61,021.46				
100 0000.121110.00	PCard A/P Control		06262013	532.22CR				60,489.24
001419	Mulcahy Accounting & Risk Cons							
I-2013-5	Mulcahy Accounting & Risk Cons	R	6/03/2013			016568		
100 1511.521200.00	Professional Services		Mulcahy Accounting &	1,291.66				1,291.66
000008	CIT Technology Fin Serv Inc							
I-23385679	CIT Technology Fin Serv Inc	R	6/12/2013			016569		
100 1565.522300.00	Rentals		CIT Technology Fin S	703.00				703.00
000033	Dell Marketing LP							
I-XJ21218F2	Dell Marketing LP	R	6/12/2013			016570		
350 3200.531600.00	Small Equipment		Dell Marketing LP	1,722.76				
I-XJ31573X6	Dell Marketing LP	R	6/12/2013			016570		
350 3200.531600.00	Small Equipment		Dell Marketing LP	6,968.76				
I-XJ4RMTXF6	Dell Marketing LP	R	6/12/2013			016570		
100 4100.531600.00	Small Equipment		Dell Marketing LP	969.07				
100 1511.531600.00	Small Equipment		Dell Marketing LP	969.07				10,629.66
000091	CDW-G							
I-BT243559	Virtualization Project	R	6/12/2013			016571		
100 1535.522200.00	Repairs & Maintenance		Virtualization Proje	12,815.00				
I-CK49415	Microsoft EA purchase	R	6/12/2013			016571		
100 1535.522200.00	Repairs & Maintenance		Microsoft EA purchas	16,071.25				28,886.25
000094	WEX BANK							
I-33084778	WEX BANK	R	6/12/2013			016572		
100 3200.531270.00	Gasoline		WEX BANK	16,391.94				16,391.94
000118	Peace Officers'							
I-May/June 2013	Peace Officers'	R	6/12/2013			016573		
100 0000.121300.15	POAB Deduction Payable		Peace Officers'	1,340.00				1,340.00
000138	Riley McLendon, LLC							
I-18-366-06-064 Tax	Riley McLendon, LLC	R	6/12/2013			016574		
350 4200.541400.00	Infrastructure		Riley McLendon, LLC	14,064.00				
I-18-366-06-090	Riley McLendon, LLC	R	6/12/2013			016574		
350 4200.541400.00	Infrastructure		Riley McLendon, LLC	3,156.00				
I-18-366-07-070 Tax	Riley McLendon, LLC	R	6/12/2013			016574		
350 4200.541400.00	Infrastructure		Riley McLendon, LLC	1,293.00				
I-51234	Riley McLendon, LLC	R	6/12/2013			016574		

VENI #K.2. 01 City of Dunwoody, GA
 BANK. 03 Suntrust Disbursement Acc

DATE RANGE: 6/01/2013 THRU 6/30/2013

VENDOR I.D.	NAME	STATUS	CHECK DATE	AMOUNT	DISCOUNT	CHECK NO	CHECK STATUS	CHECK AMOUNT
000138	Riley McLendon, LLC	CONT						
I-51234	Riley McLendon, LLC	R	6/12/2013			016574		
100 1530.521200.01	Prof Svcs-Legal	Riley McLendon, LLC		12,500.00				
I-61235	Riley McLendon, LLC	R	6/12/2013			016574		
100 1530.521200.02	Prof Svcs-Litigation	Riley McLendon, LLC		1,170.00				
I-61236	Riley McLendon, LLC	R	6/12/2013			016574		
100 2650.521200.03	Prof Svcs-Court Solicitor	Riley McLendon, LLC		6,190.00				
I-61237	Riley McLendon, LLC	R	6/12/2013			016574		
350 4200.541400.00	Infrastructure	Riley McLendon, LLC		1,458.00				
I-61238	Riley McLendon, LLC	R	6/12/2013			016574		
350 4200.541400.00	Infrastructure	Riley McLendon, LLC		36.00				
I-61239	Riley McLendon, LLC	R	6/12/2013			016574		
350 4200.541400.00	Infrastructure	Riley McLendon, LLC		11.21				
I-Posr Office	Riley McLendon, LLC	R	6/12/2013			016574		
350 4200.541400.00	Infrastructure	Riley McLendon, LLC		5,087.00				44,965.21
000149	AT&T							
I-=77020698550011882	AT&T	R	6/12/2013			016575		
100 1535.523200.00	Communications	AT&T		86.57				86.57
000150	Fidelity Security Life Insuran							
I-5488273	Fidelity Security Life Insuran	R	6/12/2013			016576		
100 0000.121300.12	EE-Vision Payable	Fidelity Security Li		425.36				425.36
000151	Wolfe, Timothy W.							
I-05/23/2013	Wolfe, Timothy W.	R	6/12/2013			016577		
100 2650.521200.00	Prof Svcs	Wolfe, Timothy W.		700.00				700.00
000163	Metro Materials Inc.							
I-29916	Metro Materials Inc.	R	6/12/2013		30.55CR	016578		
100 4200.531100.00	Supplies	Metro Materials Inc.		1,496.86				1,496.86
000165	Vulcan Materials Company							
I-101-216993	Vulcan Materials Company	R	6/12/2013			016579		
560 4320.531100.00	Supplies	Vulcan Materials Com		327.38				
I-102-216932	Vulcan Materials Company	R	6/12/2013			016579		
560 4320.531100.00	Supplies	Vulcan Materials Com		528.00				855.38
000183	Sprint							
I-570839599-050	Sprint	R	6/12/2013			016580		
100 3200.523200.00	Communications	Sprint		2,183.04				2,183.04
000206	Georgia Power							
I-May 2013	Georgia Power	R	6/12/2013			016581		
100 4100.531230.00	Electricity	Georgia Power		36,315.85				
100 6200.531230.00	Utilities	Georgia Power		6,170.53				42,486.38

VENDOR SET: 01 City of Dunwoody, GA
 BANK: 03 Suntrust Disbursement Acc
 DATE RANGE: 6/01/2013 THRU 6/30/2013

#K.2.

VENDOR I.D.	NAME	STATUS	CHECK DATE	AMOUNT	DISCOUNT	CHECK NO	CHECK STATUS	CHECK AMOUNT
000211	GIRMA							
I-190638	GIRMA	R	6/12/2013			016582		
100 6200.523100.01	Claims	GIRMA		1,000.00				1,000.00
000211	GIRMA							
I-190683	GIRMA	R	6/12/2013			016583		
100 3200.523100.01	Claims	GIRMA		635.20				635.20
000229	Sungard Public Sector Inc							
I-64462	Sungard Public Sector Inc	R	6/12/2013			016584		
100 3200.522200.01	Repairs & Maintenance-SoftwareSungard Public Secto			53,797.58				53,797.58
000245	FedEx							
I-2-256-27526	FedEx	R	6/12/2013			016585		
100 3200.523200.00	Communications	FedEx		34.38				
I-2-256-98664	FedEx	R	6/12/2013			016585		
100 3200.523200.00	Communications	FedEx		31.83				
I-2-271-20610	FedEx	R	6/12/2013			016585		
100 3200.523200.00	Communications	FedEx		26.29				
I-2-271-88455	FedEx	R	6/12/2013			016585		
100 3200.523200.00	Communications	FedEx		81.72				174.22
000271	Georgia Bureau of Investigatio							
I-120-242300	Georgia Bureau of Investigatio	R	6/12/2013			016586		
100 3200.521300.00	Technical Svcs	Georgia Bureau of In		503.25				503.25
000306	AT&T Mobility							
I-070155-0313	AT&T Mobility	R	6/12/2013			016587		
215 3800.523200.00	Communications	AT&T Mobility		6,110.70				6,110.70
000307	District Attorney's Office of							
I--13CV4727-7	District Attorney's Office of	R	6/12/2013			016588		
212 0000.127101.00	Seized Funds Payable	District Attorney's		180.00				180.00
000307	District Attorney's Office of							
I-13CV4727-7-	District Attorney's Office of	R	6/12/2013			016589		
212 0000.127101.00	Seized Funds Payable	District Attorney's		202.90				202.90
000307	District Attorney's Office of							
I-13CV4740-5	District Attorney's Office of	R	6/12/2013			016590		
212 0000.351320.00	Cash Confiscation	District Attorney's		210.00				
212 0000.351320.00	Cash Confiscation	District Attorney's		191.45				401.45

VENI #K.2. 01 City of Dunwoody, GA
 BANK. 03 Suntrust Disbursement Acc

DATE RANGE: 6/01/2013 THRU 6/30/2013

VENDOR I.D.	NAME	STATUS	CHECK DATE	AMOUNT	DISCOUNT	CHECK NO	CHECK STATUS	CHECK AMOUNT
000331	Tyler Technologies, Inc							
I-025-70167	Tyler Technologies, Inc	R	6/12/2013			016591		
100 1512.522200.00	Repairs & Maintenance	Tyler Technologies,		13,085.10				13,085.10
001023	Victoria Clearfield							
I-May 2013	Victoria Clearfield	R	6/12/2013			016592		
100 2650.521300.00	Technical Svcs	Victoria Clearfield		720.00				720.00
001027	Traffic Data Collection, Inc							
I-13403.01	Traffic Data Collection, Inc	R	6/12/2013			016593		
350 4200.541400.00	Infrastructure	Traffic Data Collect		119.00				
350 4200.541400.00	Infrastructure	Traffic Data Collect		2,816.00				2,935.00
001107	TerraMark							
I-T2009-144-6976	TerraMark	R	6/12/2013			016594		
350 6200.541400.00	Infrastructure	TerraMark		1,113.75				1,113.75
001176	SCVS Mobile							
I-000163	SCVS Mobile	R	6/12/2013			016595		
100 3200.522200.02	Repairs & Maintenance-Vehicle	SCVS Mobile		440.00				440.00
001198	Adrian Security Co.							
I-135831	Adrian Security Co.	R	6/12/2013			016596		
100 6200.522200.06	R&M-Parks	Adrian Security Co.		450.00				
I-135858	Adrian Security Co.	R	6/12/2013			016596		
100 6200.522200.06	R&M-Parks	Adrian Security Co.		150.00				600.00
001275	LMI Systems, Inc							
I-1038520	LMI Systems, Inc	R	6/12/2013			016597		
100 6200.522200.06	R&M-Parks	LMI Systems, Inc		5,622.00				
I-1038623	LMI Systems, Inc	R	6/12/2013			016597		
100 6200.522200.06	R&M-Parks	LMI Systems, Inc		267.84				5,889.84
001316	Lose and Associates							
I-20130467	Lose and Associates	R	6/12/2013			016598		
350 6200.541200.00	Site improvements	Lose and Associates		1,212.50				
I-20130510	Lose and Associates	R	6/12/2013			016598		
350 6200.541200.00	Site improvements	Lose and Associates		15,520.00				16,732.50
001328	LexisNexis Risk Data Managemen							
I-1502895-20130531	LexisNexis Risk Data Managemen	R	6/12/2013			016599		
100 1511.521300.00	Technical Services	LexisNexis Risk Data		50.00				50.00

VENDOR SET: 01 City of Dunwoody, GA
 BANK: 03 Suntrust Disbursement Acc
 DATE RANGE: 6/01/2013 THRU 6/30/2013

#K.2.

VENDOR I.D.	NAME	STATUS	CHECK DATE	AMOUNT	DISCOUNT	CHECK NO	CHECK STATUS	CHECK AMOUNT
001345	JEL Consulting Group, LLC							
I-161	JEL Consulting Group, LLC	R	6/12/2013			016600		
100 7500.521200.00	Professional Services	JEL Consulting Group		2,500.00				2,500.00
001348	Michael Starling							
I-May 2013	Michael Starling	R	6/12/2013			016601		
100 7500.523700.00	Education & Training	Michael Starling		300.00				
100 7500.523500.00	Travel	Michael Starling		8.00				308.00
001414	Geo-Hydro Engineers, Inc.							
I-45502	Geo-Hydro Engineers, Inc.	R	6/12/2013			016602		
350 4200.541400.00	Infrastructure	Geo-Hydro Engineers,		2,551.85				2,551.85
001419	Mulcahy Accounting & Risk Cons							
I-2013-6	Mulcahy Accounting & Risk Cons	R	6/12/2013			016603		
100 1511.521200.00	Professional Services	Mulcahy Accounting &		1,291.66				1,291.66
001492	James Duncan and Associates, I							
I-386-11-18	James Duncan and Associates, I	R	6/12/2013			016604		
100 7000.521200.00	Prof Svcs	James Duncan and Ass		13,839.20				13,839.20
001510	Premier Tree and Shrub Care, L							
I-7417	Premier Tree and Shrub Care, L	R	6/12/2013			016605		
100 6200.522200.06	R&M-Parks	Premier Tree and Shr		20,500.00				
100 4200.522200.05	R&M - Right of Way Maint	Premier Tree and Shr		1,313.33				21,813.33
001549	Gas South, LLC							
I-2739627154, .	Gas South, LLC	R	6/12/2013			016606		
100 6200.531230.00	Utilities	Gas South, LLC		894.92				894.92
001565	Georgia Development Partners,							
I-Application 3	Georgia Development Partners,	R	6/12/2013			016607		
350 6200.541200.00	Site improvements	Georgia Development		276,115.32				
I-GDP05292013-01	Georgia Development Partners,	R	6/12/2013			016607		
350 6200.541200.00	Site improvements	Georgia Development		680.00				
I-GDP05292013-02	MT VERNON/HIDDEN BRANCHES	R	6/12/2013			016607		
560 4320.522200.00	Repairs & Maintenance	MT VERNON/HIDDEN BRA		11,578.40				288,373.72
001605	Planners & Engineers Collabora							
I-30082	5198 HOLLAND COURT	R	6/12/2013			016608		
560 4320.521200.09	Prof Svcs-Stormwater	5198 HOLLAND COURT		1,244.44				1,244.44
001632	Lewallen Construction Company							
I-80329	Lewallen Construction Company	R	6/12/2013			016609		
100 6200.522200.06	R&M-Parks	Lewallen Constructio		1,431.27				
I-80348	Lewallen Construction Company	R	6/12/2013			016609		
100 6200.522200.06	R&M-Parks	Lewallen Constructio		4,293.79				
I-Pay Appl #6	Lewallen Construction Company	R	6/12/2013			016609		

VENI #K.2. 01 City of Dunwoody, GA
BANK. 03 Suntrust Disbursement Acc

DATE RANGE: 6/01/2013 THRU 6/30/2013

VENDOR I.D.	NAME	STATUS	CHECK DATE	AMOUNT	DISCOUNT	CHECK NO	CHECK STATUS	CHECK AMOUNT
001632	Lewallen Construction CONT							
I-Pay Appl #6	Lewallen Construction Company	R	6/12/2013			016609		
350 6200.541200.00	Site improvements	Lewallen Constructio		133,795.61				139,520.67
001637	C.W. Matthews Contracting Co.,							
I-31916-Final	C.W. Matthews Contracting Co.,	R	6/12/2013			016610		
350 4200.522200.00	Repairs & Maintenance	C.W. Matthews Contra		131,139.43				131,139.43
001673	Aerial Innovations of Ga., Inc							
I-41967	Aerial Innovations of Ga., Inc	R	6/12/2013			016611		
100 7000.521300.00	Technical Svcs	Aerial Innovations o		100.00				100.00
001681	Amec Environment & Infrastruct							
I-H04101136	Amec Environment & Infrastruct	R	6/12/2013			016612		
350 4200.541400.00	Infrastructure	Amec Environment & I		5,222.50				5,222.50
001712	Mulkey, Inc.							
I-1	DESIGN MT VERNON/VERMACK	R	6/12/2013			016613		
350 4200.541400.00	Infrastructure	DESIGN MT VERNON/VER		2,480.00				
I-2013032-2	DESIGN MT VERNON/VERMACK	R	6/12/2013			016613		
350 4200.541400.00	Infrastructure	DESIGN MT VERNON/VER		8,370.00				10,850.00
001715	Continuous Health, LLC							
I-8446	Continuous Health, LLC	R	6/12/2013			016614		
100 1540.521200.00	Professional Services	Continuous Health, L		339.66				339.66
001721	Carr, Lawson, Cantrell & Assoc							
I-10241.3R	Carr, Lawson, Cantrell & Assoc	R	6/12/2013			016615		
350 4200.541400.00	Infrastructure	Carr, Lawson, Cantre		2,500.00				2,500.00
001723	Sprinkle Consulting, Inc.							
I-1	PC BIKE LANE PLANS	R	6/12/2013			016616		
350 4200.541400.00	Infrastructure	PC BIKE LANE PLANS		1,015.00				1,015.00
1	Ann Dean							
I-Ann Dean	Ann Dean:	R	6/12/2013			016617		
350 4200.541400.00	Infrastructure	Ann Dean:		200.00				200.00
1	Diana Orozco							
I-Diana Orozco	Diana Orozco:	R	6/12/2013			016618		
100 0000.316100.00	Business & Occupation Tax	Miscellaneous Vendor		48.42				48.42
1	Howard Ginsburg							
I-Howard Ginsburg	Howard Ginsburg:	R	6/12/2013			016619		
100 0000.347900.00	Pavilion Rentals	Howard Ginsburg:		400.00				400.00

VENDOR SET: 01 City of Dunwoody, GA
 BANK: 03 Suntrust Disbursement Acc
 DATE RANGE: 6/01/2013 THRU 6/30/2013

#K.2.

VENDOR I.D.	NAME	STATUS	CHECK DATE	AMOUNT	DISCOUNT	CHECK NO	CHECK STATUS	CHECK AMOUNT
1	MME Construction Group							
I-MME Construction	MME Construction Group:	R	6/12/2013			016620		
100 0000.323100.00	Bldg Structures & Equipment	MME Construction Gro		8.00				8.00
1	P.F. Chang's China Bistro							
I-P.F. Chang's China	P.F. Chang's China Bistro:	R	6/12/2013			016621		
100 0000.314200.00	Alcoholic Beverage Excise Tax	P.F. Chang's China B		4,494.07				4,494.07
1	Robert Bradley							
I-Robert Bradley	Robert Bradley:	R	6/12/2013			016622		
100 0000.316100.00	Business & Occupation Tax	Robert Bradley:		19.00				19.00
1	Veronica Oladeji							
I-Veronica Oladeji	Veronica Oladeji:	R	6/12/2013			016623		
100 0000.347900.00	Pavilion Rentals	Veronica Oladeji:		400.00				400.00
001679	Jim Ellis Volkswagen, Inc/dba							
I-201306122081	Jim Ellis Volkswagen, Inc/dba	R	6/12/2013			016624		
350 3200.542000.00	Machinery & Equipment	Chevy Tahoe		27,708.00				27,708.00
000016	Stone, McElroy & Associates							
I-1404PA	Stone, McElroy & Associates	R	6/28/2013			016625		
100 3200.521200.00	Prof Svcs	Stone, McElroy & Ass		700.00				700.00
000061	Blue Cross Blue Shield							
I-000366529G	Blue Cross Blue Shield	R	6/28/2013			016626		
100 1110.512100.00	Group Insurance	Blue Cross Blue Shie		3,004.41				
100 1320.512100.00	Group Insurance	Blue Cross Blue Shie		3,004.41				
100 1330.512100.00	Group Insurance	Blue Cross Blue Shie		946.45				
100 1511.512100.00	Group Insurance	Blue Cross Blue Shie		1,374.60				
100 2650.512100.00	Group Insurance	Blue Cross Blue Shie		1,863.89				
100 3200.512100.00	Group Insurance	Blue Cross Blue Shie		53,669.30				
100 4100.512100.00	Group Insurance	Blue Cross Blue Shie		1,374.60				65,237.66
000074	Standard Insurance							
I-June 13 2013	Standard Insurance	R	6/28/2013			016627		
100 1320.512100.00	Group Insurance	Standard Insurance		264.09				
100 1330.512100.00	Group Insurance	Standard Insurance		102.93				
100 1511.512100.00	Group Insurance	Standard Insurance		156.35				
100 2650.512100.00	Group Insurance	Standard Insurance		264.08				
100 3200.512100.00	Group Insurance	Standard Insurance		3,974.24				
100 4100.512100.00	Group Insurance	Standard Insurance		131.48				4,893.17

VENI #K.2 01 City of Dunwoody, GA
BANK. 03 Suntrust Disbursement Acc
DATE RANGE: 6/01/2013 THRU 6/30/2013

VENDOR I.D.	NAME	STATUS	CHECK DATE	AMOUNT	DISCOUNT	CHECK NO	CHECK STATUS	CHECK AMOUNT
000130	Translation Station, INC							
I-37612	Translation Station, INC	R	6/28/2013			016628		
100 2650.521300.00	Technical Svcs		Translation Station,	163.39				
I-37715	Translation Station, INC	R	6/28/2013			016628		
100 2650.521300.00	Technical Svcs		Translation Station,	178.08				341.47
000148	Paetec							
I-54759210	Paetec	R	6/28/2013			016629		
100 1535.523200.00	Communications		Paetec	2,234.45				2,234.45
000160	Georgia Technology Authority							
I-924-660880312	Georgia Technology Authority	R	6/28/2013			016630		
100 3200.521300.00	Technical Svcs		Georgia Technology A	27.10				
I-924-660880513	Georgia Technology Authority	R	6/28/2013			016630		
100 3200.521300.00	Technical Svcs		Georgia Technology A	32.02				
I-924-660881112	Georgia Technology Authority	R	6/28/2013			016630		
100 3200.521300.00	Technical Svcs		Georgia Technology A	32.02				
I-924-660881212	Georgia Technology Authority	R	6/28/2013			016630		
100 3200.521300.00	Technical Svcs		Georgia Technology A	32.02				123.16
000214	Atlanta Metropol, Inc							
I-2013 Dues/Fee	Atlanta Metropol, Inc	R	6/28/2013			016631		
100 3200.523600.00	Dues & Fees		Atlanta Metropol, In	250.00				250.00
000216	Strategic Datacom Inc							
I-8366	Strategic Datacom Inc	R	6/28/2013			016632		
100 3200.522200.00	Repairs & Maintenance		Strategic Datacom In	637.50				
I-8376	Strategic Datacom Inc	R	6/28/2013			016632		
100 3200.522200.00	Repairs & Maintenance		Strategic Datacom In	188.50				826.00
000245	FedEx							
I-2-279-63273	FedEx	R	6/28/2013			016633		
100 3200.523200.00	Communications		FedEx	11.97				
I-2-286-32123	FedEx	R	6/28/2013			016633		
100 3200.523200.00	Communications		FedEx	19.95				
I-2-300-24348	FedEx	R	6/28/2013			016633		
100 3200.523200.00	Communications		FedEx	19.20				
100 4100.523200.00	Communications		FedEx	34.51				85.63
000249	Municipal Code Corporation							
I-00230394	Municipal Code Corporation	R	6/28/2013			016634		
100 1330.521200.00	Prof Svcs		Municipal Code Corpo	1,177.54				1,177.54

VENDOR SET: 01 City of Dunwoody, GA
 BANK: 03 Suntrust Disbursement Acc
 DATE RANGE: 6/01/2013 THRU 6/30/2013

#K.2.

VENDOR I.D.	NAME	STATUS	CHECK DATE	AMOUNT	DISCOUNT	CHECK NO	CHECK STATUS	CHECK AMOUNT
000262	Dunwoody Chamber of Commerce I							
I-4293	Dunwoody Chamber of Commerce I	R	6/28/2013			016635		
100 7500.523600.00	Dues & Fees	Dunwoody Chamber of		1,500.00				1,500.00
000271	Georgia Bureau of Investigatio							
I-151-242755	Georgia Bureau of Investigatio	R	6/28/2013			016636		
100 3200.521300.00	Technical Svcs	Georgia Bureau of In		204.75				204.75
000281	Shumate Mechanical							
I-SVC00498910	Shumate Mechanical	R	6/28/2013			016637		
100 1565.522200.00	Repairs & Maintenance	Shumate Mechanical		1,467.55				
I-SVC00499819	Shumate Mechanical	R	6/28/2013			016637		
100 1565.522200.00	Repairs & Maintenance	Shumate Mechanical		235.80				1,703.35
000284	Aflac							
I-187648	Aflac	R	6/28/2013			016638		
100 0000.121300.18	AFLAC Deductions Payable	Aflac		1,374.30				1,374.30
001009	Kimley-Horn and Associates, In							
I-5177553	Kimley-Horn and Associates, In	R	6/28/2013			016639		
100 7000.521300.00	Technical Svcs	Kimley-Horn and Asso		7,350.00				7,350.00
001026	Guardian - Appleton							
I-July 2013	Guardian - Appleton	R	6/28/2013			016640		
100 1110.512100.00	Group Insurance	Guardian - Appleton		240.54				
100 1320.512100.00	Group Insurance	Guardian - Appleton		186.02				
100 1330.512100.00	Group Insurance	Guardian - Appleton		65.75				
100 1511.512100.00	Group Insurance	Guardian - Appleton		120.27				
100 2650.512100.00	Group Insurance	Guardian - Appleton		183.05				
100 3200.512100.00	Group Insurance	Guardian - Appleton		3,982.56				
100 4100.512100.00	Group Insurance	Guardian - Appleton		120.27				4,898.46
001042	Council of Municipal Court Jud							
I-2013 Annual Dues	Council of Municipal Court Jud	R	6/28/2013			016641		
100 2650.523600.00	Dues & Fees	Council of Municipal		50.00				50.00
001045	Specialty Engraving, Inc							
I-225081	Specialty Engraving, Inc	R	6/28/2013			016642		
100 3200.531100.04	Supplies - Operating	Specialty Engraving,		23.50				23.50
001086	Schiff Hardin LLP							
I-1787327	Schiff Hardin LLP	R	6/28/2013			016643		
100 1530.521200.02	Prof Svcs-Litigation	Schiff Hardin LLP		2,633.50				2,633.50

VENI #K.2 01 City of Dunwoody, GA
BANK. 03 Suntrust Disbursement Acc
DATE RANGE: 6/01/2013 THRU 6/30/2013

VENDOR I.D.	NAME	STATUS	CHECK DATE	AMOUNT	DISCOUNT	CHECK NO	CHECK STATUS	CHECK AMOUNT
001097	US Department of Homeland Secu							
I-SAVE - 318407	US Department of Homeland Secu	R	6/28/2013			016644		
100 1516.521300.00	Technical Services			25.00				25.00
001187	APG PCE, LLC							
I-July 2013	APG PCE, LLC	R	6/28/2013			016645		
100 0000.123310.00	Abated Rent			41,804.03				
100 1565.531230.00	Electricity			1,950.00				43,754.03
001245	Communit-Y Health network							
I-A. 13-04010	Communit-Y Health network	R	6/28/2013			016646		
100 1540.512900.00	Other Employment Benefits			1,188.00				
I-A13-04009	Communit-Y Health network	R	6/28/2013			016646		
100 1540.512900.00	Other Employment Benefits			1,188.00				2,376.00
001286	Atlanta Regional Commission							
I-Michael Davis	Atlanta Regional Commission	R	6/28/2013			016647		
100 1110.523700.00	Education & Training			2,200.00				2,200.00
001289	Parker & Son Screen & Glass, I							
I-1013746	Parker & Son Screen & Glass, I	R	6/28/2013			016648		
100 6200.522200.06	R&M-Parks			565.28				565.28
001414	Geo-Hydro Engineers, Inc.							
I-45504	BROOK RUN TURBIDITY	R	6/28/2013			016649		
350 6200.541200.00	Site improvements			3,836.80				
I-45671	BROOK RUN TURBIDITY	R	6/28/2013			016649		
350 6200.541200.00	Site improvements			4,275.00				
I-45773	LEISURE LAKE WATER	R	6/28/2013			016649		
560 4320.521200.09	Prof Svcs-Stormwater			1,000.00				9,111.80
001415	Rite Way							
I-350213	Rite Way	R	6/28/2013			016650		
100 6200.522200.06	R&M-Parks			4,114.00				
I-350402	Rite Way	R	6/28/2013			016650		
100 6200.522200.06	R&M-Parks			1,621.32				5,735.32
001421	Chattahoochee River 911 Author							
I-July 2013	Chattahoochee River 911 Author	R	6/28/2013			016651		
215 3800.571000.00	Intergovernmental-E911			89,583.33				89,583.33
001428	Georgia Interpreting Services							
I-66273	Georgia Interpreting Services	R	6/28/2013			016652		
100 2650.521300.00	Technical Svcs			140.00				140.00

VENDOR SET: 01 City of Dunwoody, GA
 BANK: 03 Suntrust Disbursement Acc
 DATE RANGE: 6/01/2013 THRU 6/30/2013

#K.2.

VENDOR I.D.	NAME	STATUS	CHECK DATE	AMOUNT	DISCOUNT	CHECK NO	CHECK STATUS	CHECK AMOUNT
001429	Hardy Chevrolet							
I-115996	Hardy Chevrolet	R	6/28/2013			016653		
350 3200.542000.00	Machinery & Equipment	2013 CHEVY tATOE		25,624.00				25,624.00
001434	Michael M. Hawkins							
I-June 5 2013	Michael M. Hawkins	R	6/28/2013			016654		
100 2650.521200.00	Prof Svcs	Michael M. Hawkins		700.00				700.00
001457	Peace Officers Association of							
I-C. Patrick	Peace Officers Association of	R	6/28/2013			016655		
100 3200.523600.00	Dues & Fees	Peace Officers Assoc		20.00				20.00
001477	Gresham, Smith and Partners							
I-0665603	Gresham, Smith and Partners	R	6/28/2013			016656		
350 4200.541400.00	Infrastructure	Gresham, Smith and P		9,320.37				9,320.37
001517	Southern Premier Contractors,							
I-DUN-162	2571 ANDOVER DRIVE	R	6/28/2013			016657		
560 4320.522200.00	Repairs & Maintenance	2571 ANDOVER DRIVE		1,215.00				
I-DUN-164	2620 ANDOVER DRIVE	R	6/28/2013			016657		
560 4320.522200.00	Repairs & Maintenance	2620 ANDOVER DRIVE		190.00				
I-DUN-166	1878 TENNILLE COURT	R	6/28/2013			016657		
560 4320.522200.00	Repairs & Maintenance	1878 TENNILLE COURT		355.00				
I-DUN-167	1611 MT VERNON FOREST CT.	R	6/28/2013			016657		
560 4320.522200.00	Repairs & Maintenance	1611 MT VERNON FORES		3,030.00				
I-DUN-168	2361 LEISURE LANE	R	6/28/2013			016657		
560 4320.522200.00	Repairs & Maintenance	2361 LEISURE LANE		2,035.00				
I-DUN-169	4871 COLDSTREAM DRIVE	R	6/28/2013			016657		
560 4320.522200.00	Repairs & Maintenance	4871 COLDSTREAM DRIV		835.00				7,660.00
00159b	Pitney Bowes Global Financial							
I-9938656-JN13	Pitney Bowes Global Financial	R	6/28/2013			016658		
100 1565.522300.00	Rentals	Pitney Bowes Global		771.00				771.00
001623	Unlimited Property Services, L							
I-19	Unlimited Property Services, L	R	6/28/2013			016659		
350 6200.541200.00	Site improvements	Unlimited Property S		1,085.15				
I-27	Unlimited Property Services, L	R	6/28/2013			016659		
350 6200.541200.00	Site improvements	Unlimited Property S		300.00				1,385.15
001627	Commercial Roof Solutions							
I-061302	Commercial Roof Solutions	R	6/28/2013			016660		
100 6200.522200.06	R&M-Parks	Commercial Roof Solu		387.00				387.00

VENI #K.2 01 City of Dunwoody, GA
BANK. 03 Suntrust Disbursement Acc

DATE RANGE: 6/01/2013 THRU 6/30/2013

VENDOR I.D.	NAME	STATUS	CHECK DATE	AMOUNT	DISCOUNT	CHECK NO	CHECK STATUS	CHECK AMOUNT
001656	De Lage Landen							
I-181800892	De Lage Landen	R	6/28/2013			016661		
100 3200.522300.00	Rentals	De Lage Landen		304.00				304.00
001669	Georgia Municipal Association							
I-DUES 13-14	Georgia Municipal Association	R	6/28/2013			016662		
100 1511.523600.00	Dues & Fees	Georgia Municipal As		12,174.48				12,174.48
001673	Aerial Innovations of Ga., Inc							
I-42025	Aerial Innovations of Ga., Inc	R	6/28/2013			016663		
100 7000.521300.00	Technical Svcs	Aerial Innovations o		94.50				94.50
001679	Jim Ellis Volkswagen, Inc/dba							
I-201306132082	Jim Ellis Volkswagen, Inc/dba	R	6/28/2013			016664		
350 3200.542000.00	Machinery & Equipment	2013 chevy tahoe		28,475.60				28,475.60
001681	Amec Environment & Infrastruct							
I-H041074	Amec Environment & Infrastruct	R	6/28/2013			016665		
350 4200.541400.00	Infrastructure	Amec Environment & I		3,693.51				3,693.51
001694	W.K. Dickson & Co., Inc							
I-0075067	STORMWATER MGMT PLAN	R	6/28/2013			016666		
560 4320.521200.09	Prof Svcs-Stormwater	STORMWATER MGMT PLAN		17,852.50				17,852.50
001695	Foresite Group, Inc							
I-14853	BROOK RUN DOG PARK	R	6/28/2013			016667		
350 6200.541200.00	Site improvements	BROOK RUN DOG PARK		6,865.25				
350 6200.541200.00	Site improvements	BROOK RUN DOG PARK		4,015.80				10,881.05
001708	Georgia Fleet Sales							
I-6053	Georgia Fleet Sales	R	6/28/2013			016668		
100 3200.522200.02	Repairs & Maintenance-Vehicle	Georgia Fleet Sales		515.00				
I-6054	Georgia Fleet Sales	R	6/28/2013			016668		
100 3200.522200.02	Repairs & Maintenance-Vehicle	Georgia Fleet Sales		340.00				855.00
001728	Smith Real Estate							
I-CDW001	Smith Real Estate	V	6/28/2013			016669		16,438.00
1	Estes Heating & Air							
I-Estes Heating &	Estes Heating & Air:	R	6/28/2013			016670		
100 0000.323100.00	Bldg Structures & Equipment	Estes Heating & Air:		130.00				130.00
1	Southern Comfort fireworks							
I-Southern Comfort F	Southern Comfort fireworks:	R	6/28/2013			016671		
100 0000.127103.00	Special Event Sign Dep Payable	Southern Comfort fir		100.00				100.00

VENDOR SET: 01 City of Dunwoody, GA
BANK: 03 Suntrust Disbursement Acc
DATE RANGE: 6/01/2013 THRU 6/30/2013

#K.2.

VENDOR I.D.	NAME	STATUS	CHECK DATE	AMOUNT	DISCOUNT	CHECK NO	CHECK STATUS	CHECK AMOUNT
1	Stellar Contracting Inc							
	I-Stellar Contractin Stellar Contracting Inc:	R	6/28/2013			016672		
	100 0000.323100.00 Bldg Structures & Equipment	Stellar Contracting		4,214.70				4,214.70
1	Stephen Bolding							
	I-Stephen Bolding Stephen Bolding:	R	6/28/2013			016673		
	100 0000.127103.00 Special Event Sign Dep Payable	Stephen Bolding:		250.00				250.00

* * T O T A L S * *	NO	INVOICE AMOUNT	DISCOUNTS	CHECK AMOUNT
REGULAR CHECKS:	105	0.00	30.55CR	1,287,785.23
HAND CHECKS:	0	0.00	0.00	0.00
DRAFTS:	12	0.00	0.00	482,072.37
EFT:	0	0.00	0.00	0.00
NON CHECKS:	0	0.00	0.00	0.00
VOID CHECKS:	0	VOID DEBITS 0.00		
		VOID CREDITS 0.00	0.00	0.00

TOTAL ERRORS: 0

** G/L ACCOUNT TOTALS **

G/L ACCOUNT	NAME	AMOUNT
100 0000.121110.00	PCard A/P Control	132,314.37
100 0000.121300.12	EE-Vision Payable	425.36
100 0000.121300.15	POAB Deduction Payable	1,340.00
100 0000.121300.16	Flex Spending Ded Payable	3,548.43
100 0000.121300.18	AFLAC Deductions Payable	1,374.30
100 0000.123310.00	Abated Rent	41,804.03
100 0000.127103.00	Special Event Sign Dep Payable	350.00
100 0000.314200.00	Alcoholic Beverage Excise Tax	4,494.07
100 0000.316100.00	Business & Occupation Tax	67.42
100 0000.323100.00	Bldg Structures & Equipment	4,352.70
100 0000.347900.00	Pavilion Rentals	800.00
100 1110.512100.00	Group Insurance	3,244.95
100 1110.523700.00	Education & Training	2,200.00
100 1320.512100.00	Group Insurance	3,454.52
100 1330.512100.00	Group Insurance	1,115.13
100 1330.521200.00	Prof Svcs	1,177.54
100 1511.512100.00	Group Insurance	1,651.22
100 1511.521100.01	Official/Admin Svcs	104,166.42
100 1511.521200.00	Professional Services	2,583.32
100 1511.521300.00	Technical Services	50.00
100 1511.523600.00	Dues & Fees	12,174.48

VENI #K.2. 01 City of Dunwoody, GA
 BANK. 03 Suntrust Disbursement Acc

DATE RANGE: 6/01/2013 THRU 6/30/2013

** G/L ACCOUNT TOTALS **

G/L ACCOUNT	NAME	AMOUNT
100 1511.531600.00	Small Equipment	969.07
100 1512.522200.00	Repairs & Maintenance	13,085.10
100 1516.521300.00	Technical Services	25.00
100 1530.521200.01	Prof Svcs-Legal	12,500.00
100 1530.521200.02	Prof Svcs-Litigation	3,803.50
100 1535.521100.01	Official/Admin Svcs	49,035.88
100 1535.522200.00	Repairs & Maintenance	28,886.25
100 1535.523200.00	Communications	2,321.02
100 1540.512900.00	Other Employment Benefits	2,376.00
100 1540.521200.00	Professional Services	339.66
100 1565.522200.00	Repairs & Maintenance	1,703.35
100 1565.522300.00	Rentals	1,474.00
100 1565.531230.00	Electricity	1,950.00
100 2650.512100.00	Group Insurance	2,311.02
100 2650.521200.00	Prof Svcs	1,400.00
100 2650.521200.03	Prof Svcs-Court Solicitor	6,190.00
100 2650.521300.00	Technical Svcs	1,201.47
100 2650.523600.00	Dues & Fees	50.00
100 3200.512100.00	Group Insurance	61,626.10
100 3200.521200.00	Prof Svcs	700.00
100 3200.521300.00	Technical Svcs	831.16
100 3200.522200.00	Repairs & Maintenance	826.00
100 3200.522200.01	Repairs & Maintenance-Software	53,797.58
100 3200.522200.02	Repairs & Maintenance-Vehicle	1,295.00
100 3200.522300.00	Rentals	304.00
100 3200.523100.01	Claims	635.20
100 3200.523200.00	Communications	2,408.38
100 3200.523600.00	Dues & Fees	270.00
100 3200.531100.04	Supplies - Operating	23.50
100 3200.531270.00	Gasoline	16,391.94
100 4100.512100.00	Group Insurance	1,626.35
100 4100.521100.01	Official/Admin Svcs	21,250.00
100 4100.523200.00	Communications	34.51
100 4100.531230.00	Electricity	36,315.85
100 4100.531600.00	Small Equipment	969.07
100 4200.522200.05	R&M - Right of Way Maint	1,313.33
100 4200.531100.00	Supplies	1,496.86
100 6200.521100.01	Official/Admin Svcs	10,416.65
100 6200.522200.06	R&M-Parks	39,402.50
100 6200.523100.01	Claims	1,000.00
100 6200.531230.00	Utilities	7,065.45
100 7000.521100.01	Official/Admin Svcs	125,166.66
100 7000.521200.00	Prof Svcs	13,839.20
100 7000.521300.00	Technical Svcs	7,544.50
100 7500.521200.00	Professional Services	2,500.00
100 7500.523500.00	Travel	8.00

VENDOR SET: 01 City of Dunwoody, GA
BANK: 03 Suntrust Disbursement Acc
DATE RANGE: 6/01/2013 THRU 6/30/2013

#K.2.

** G/L ACCOUNT TOTALS **

G/L ACCOUNT	NAME	AMOUNT
100 7500.523600.00	Dues & Fees	1,500.00
100 7500.523700.00	Education & Training	300.00
	*** FUND TOTAL ***	863,167.37
212 0000.127101.00	Seized Funds Payable	382.90
212 0000.351320.00	Cash Confiscation	401.45
	*** FUND TOTAL ***	784.35
215 3800.523200.00	Communications	6,110.70
215 3800.571000.00	Intergovernmental-E911	89,583.33
	*** FUND TOTAL ***	95,694.03
350 3200.531600.00	Small Equipment	8,691.52
350 3200.542000.00	Machinery & Equipment	81,807.60
350 4200.522200.00	Repairs & Maintenance	131,139.43
350 4200.541400.00	Infrastructure	63,393.44
350 6200.541200.00	Site improvements	447,701.43
350 6200.541400.00	Infrastructure	1,113.75
	*** FUND TOTAL ***	733,847.17
405 8000.581200.01	Lease Principal	18,879.97
405 8000.582200.01	Lease Interest	7,293.99
	*** FUND TOTAL ***	26,173.96
560 4320.521100.01	Official/Admin Svcs	10,000.00
560 4320.521200.09	Prof Svcs-Stormwater	20,096.94
560 4320.522200.00	Repairs & Maintenance	19,238.40
560 4320.531100.00	Supplies	855.38
	*** FUND TOTAL ***	50,190.72

VENDOR SET: 01 BANK: 03 TOTALS: 117 1,786,326.15CR 30.55CR 1,769,857.60

BANK: 03 TOTALS: 117 1,786,326.15CR 30.55CR 1,769,857.60

VENDOR #K.2. 01 City of Dunwoody, GA
 BANK. 05 Suntrust Municipal Court

DATE RANGE: 6/01/2013 THRU 6/30/2013

VENDOR I.D.	NAME	STATUS	CHECK DATE	AMOUNT	DISCOUNT	CHECK NO	CHECK STATUS	CHECK AMOUNT
000115	DeKalb County Jail							
I-May 2013	DeKalb County Jail	R	6/12/2013			202189		
745 0000.121800.00	Due to State Agencies	DeKalb County Jail		67.84				67.84
000116	DeKalb County Finance Dept.							
I-May 2013	DeKalb County Finance Dept.	R	6/12/2013			202190		
745 0000.121800.00	Due to State Agencies	DeKalb County Financ		4,513.80				4,513.80
000118	Peace Officers'							
I-May 2013	Peace Officers'	R	6/12/2013			202191		
745 0000.121800.00	Due to State Agencies	Peace Officers'		4,420.88				4,420.88
000146	GSCCCA							
I-May 2013	GSCCCA	R	6/12/2013			202192		
745 0000.121800.00	Due to State Agencies	GSCCCA		21,450.01				21,450.01
000278	DeKalb State Court							
I-Daniel G Gebreyesu	DeKalb State Court	R	6/12/2013			202193		
745 0000.121500.01	Jail Bonds Payable	DeKalb State Court		700.00				700.00
000278	DeKalb State Court							
I-Francisco Salinas-	DeKalb State Court	R	6/12/2013			202194		
745 0000.121500.01	Jail Bonds Payable	DeKalb State Court		2,730.00				2,730.00
000278	DeKalb State Court							
I-Joshua Salisbury	DeKalb State Court	R	6/12/2013			202195		
745 0000.121500.01	Jail Bonds Payable	DeKalb State Court		350.00				350.00
001062	DeKalb Co Drug Abuse Treatment							
I-May 2013	DeKalb Co Drug Abuse Treatment	R	6/12/2013			202196		
745 0000.121800.00	Due to State Agencies	DeKalb Co Drug Abuse		1,077.48				1,077.48
1	VASQUEZ, HECTOR J							
I-000201306102068	VASQUEZ, HECTOR J:	R	6/12/2013			202197		
745 0000.121500.01	Jail Bonds Payable	Bond Refund:D0001799		350.00				350.00
1	LACEY, INDIA A							
I-000201306102070	LACEY, INDIA A:	R	6/12/2013			202198		
745 0000.121500.01	Jail Bonds Payable	Bond Refund:D0001147		140.00				
745 0000.121500.01	Jail Bonds Payable	Bond Refund:D0001147		30.00				
745 0000.121500.01	Jail Bonds Payable	Bond Refund:D0001147		30.00				200.00
1	YARBROUGH, LARRY N							
I-000201306102071	YARBROUGH, LARRY N:	R	6/12/2013			202199		
745 0000.121500.01	Jail Bonds Payable	Bond Refund:D0001164		580.00				580.00

VENDOR SET: 01 City of Dunwoody, GA
 BANK: 05 Suntrust Municipal Court
 DATE RANGE: 6/01/2013 THRU 6/30/2013

#K.2.

VENDOR I.D.	NAME	STATUS	CHECK DATE	AMOUNT	DISCOUNT	CHECK NO	CHECK STATUS	CHECK AMOUNT
1	SANDERSON, ALAN							
I-000201306102072	SANDERSON, ALAN:	R	6/12/2013			202200		
745 0000.121500.01	Jail Bonds Payable	Bond Refund:D0002339		350.00				350.00
1	JONES, TERRANCE D							
I-000201306102073	JONES, TERRANCE D:	R	6/12/2013			202201		
745 0000.121500.01	Jail Bonds Payable	Bond Refund:D0002387		275.00				275.00
1	DURACAK, JUSUF							
I-000201306102074	DURACAK, JUSUF:	R	6/12/2013			202202		
745 0000.121500.01	Jail Bonds Payable	Bond Refund:D0002461		150.00				
745 0000.121500.01	Jail Bonds Payable	Bond Refund:D0002461		730.00				880.00
1	GUADALUPE-PEREZ, DANIEL							
I-000201306102075	GUADALUPE-PEREZ, DANIEL:	R	6/12/2013			202203		
745 0000.121500.01	Jail Bonds Payable	Bond Refund:D0002520		600.00				600.00
1	ADAMS, COURTNEY							
I-000201306102076	ADAMS, COURTNEY:	R	6/12/2013			202204		
745 0000.121500.01	Jail Bonds Payable	Bond Refund:D0002539		350.00				350.00
1	MARTINEZ-TEJADA, MARIA F							
I-000201306102077	MARTINEZ-TEJADA, MARIA F:	R	6/12/2013			202205		
745 0000.121500.01	Jail Bonds Payable	Bond Refund:D0002552		730.00				
745 0000.121500.01	Jail Bonds Payable	Bond Refund:D0002552		150.00				880.00
1	FUENTES MARTINEZ, REYNA							
I-000201306102078	FUENTES MARTINEZ, REYNA:	R	6/12/2013			202206		
745 0000.121500.01	Jail Bonds Payable	Bond Refund:22686		730.00				
745 0000.121500.01	Jail Bonds Payable	Bond Refund:22687		500.00				1,230.00
1	CRESSATY, RAFIK J							
I-000201306102079	CRESSATY, RAFIK J:	R	6/12/2013			202207		
745 0000.121500.01	Jail Bonds Payable	Bond Refund:D0002567		50.00				
745 0000.121500.01	Jail Bonds Payable	Bond Refund:D0002567		50.00				100.00
1	WAHEED, JULLANAR DAMA							
I-000201306102080	WAHEED, JULLANAR DAMA:	R	6/12/2013			202208		
745 0000.121500.01	Jail Bonds Payable	Bond Refund:D0002551		150.00				
745 0000.121500.01	Jail Bonds Payable	Bond Refund:D0002551		730.00				880.00
000278	DeKalb State Court							
I-Eric James Hall	DeKalb State Court	R	6/28/2013			202209		
745 0000.121500.01	Jail Bonds Payable	DeKalb State Court		1,460.00				1,460.00

VENI #K.2. 01 City of Dunwoody, GA
BANK. 05 Suntrust Municipal Court
DATE RANGE: 6/01/2013 THRU 6/30/2013

VENDOR I.D.	NAME	STATUS	CHECK DATE	AMOUNT	DISCOUNT	CHECK NO	CHECK STATUS	CHECK AMOUNT
1	HORTON, BETTINA M							
I-000201306212083	HORTON, BETTINA M:	R	6/28/2013			202210		
745 0000.121500.01	Jail Bonds Payable	Bond Refund:D0002439		350.00				350.00
1	FLORES, ANEL D							
I-000201306212084	FLORES, ANEL D:	R	6/28/2013			202211		
745 0000.121500.01	Jail Bonds Payable	Bond Refund:D0002575		730.00				
745 0000.121500.01	Jail Bonds Payable	Bond Refund:D0002575		175.00				905.00
1	CHANDLER, JACQUELINE S							
I-000201306212085	CHANDLER, JACQUELINE S:	R	6/28/2013			202212		
745 0000.121500.01	Jail Bonds Payable	Bond Refund:D0002576		350.00				350.00
1	QUINONES, DAVID JUAREZ							
I-000201306212086	QUINONES, DAVID JUAREZ:	R	6/28/2013			202213		
745 0000.121500.01	Jail Bonds Payable	Bond Refund:D0002449		230.00				230.00
1	LAGUERRE, MARC L							
I-000201306212087	LAGUERRE, MARC L:	R	6/28/2013			202214		
745 0000.121500.01	Jail Bonds Payable	Bond Refund:D0002468		15.00				15.00
1	LIU, JOHNNY HSIANG LI							
I-000201306212088	LIU, JOHNNY HSIANG LI:	R	6/28/2013			202215		
745 0000.121500.01	Jail Bonds Payable	Bond Refund:D0002471		400.00				400.00
1	SHEPHERD, ANYA R							
I-000201306212089	SHEPHERD, ANYA R:	R	6/28/2013			202216		
745 0000.121500.01	Jail Bonds Payable	Bond Refund:D0002433		930.00				930.00
1	PEDRO-CRUZ, ZAIDA							
I-000201306212090	PEDRO-CRUZ, ZAIDA:	R	6/28/2013			202217		
745 0000.121500.01	Jail Bonds Payable	Bond Refund:D0002561		150.00				
745 0000.121500.01	Jail Bonds Payable	Bond Refund:D0002562		730.00				
745 0000.121500.01	Jail Bonds Payable	Bond Refund:D0002562		175.00				
745 0000.121500.01	Jail Bonds Payable	Bond Refund:D0002562		750.00				
745 0000.121500.01	Jail Bonds Payable	Bond Refund:D0002562		240.00				
745 0000.121500.01	Jail Bonds Payable	Bond Refund:D0002562		950.00				2,995.00
1	DARJEE, TAL M							
I-000201306212091	DARJEE, TAL M:	R	6/28/2013			202218		
745 0000.121500.01	Jail Bonds Payable	Bond Refund:D0002583		150.00				
745 0000.121500.01	Jail Bonds Payable	Bond Refund:D0002583		150.00				300.00

VENDOR SET: 01 City of Dunwoody, GA
BANK: 05 Suntrust Municipal Court
DATE RANGE: 6/01/2013 THRU 6/30/2013

#K.2.

VENDOR I.D.	NAME	STATUS	CHECK DATE	AMOUNT	DISCOUNT	CHECK NO	CHECK STATUS	CHECK AMOUNT
1	ABDULLAH, SAFIYYAH							
I-000201306212092	ABDULLAH, SAFIYYAH:	R	6/28/2013			202219		
745 0000.121500.01	Jail Bonds Payable	Bond Refund:D0002604		150.00				150.00
1	SANCHEZ, VICTOR							
I-000201306212093	SANCHEZ, VICTOR:	R	6/28/2013			202220		
745 0000.121500.01	Jail Bonds Payable	Bond Refund:D0002630		905.00				905.00
1	PEDOWITZ, BURTON							
I-000201306212094	PEDOWITZ, BURTON:	R	6/28/2013			202221		
745 0000.121500.01	Jail Bonds Payable	Bond Refund:D0002386		930.00				930.00

* * T O T A L S * *

	NO	INVOICE AMOUNT	DISCOUNTS	CHECK AMOUNT
REGULAR CHECKS:	33	0.00	0.00	51,905.01
HAND CHECKS:	0	0.00	0.00	0.00
DRAFTS:	0	0.00	0.00	0.00
EFT:	0	0.00	0.00	0.00
NON CHECKS:	0	0.00	0.00	0.00
VOID CHECKS:	0	VOID DEBITS 0.00		
		VOID CREDITS 0.00	0.00	0.00

TOTAL ERRORS: 0

** G/L ACCOUNT TOTALS **

G/L ACCOUNT	NAME	AMOUNT
745 0000.121500.01	Jail Bonds Payable	20,375.00
745 0000.121800.00	Due to State Agencies	31,530.01
	*** FUND TOTAL ***	51,905.01

VENDOR SET: 01	BANK: 05	TOTALS:	33	51,905.01CR	0.00	51,905.01
BANK: 05	TOTALS:	33	51,905.01CR	0.00	51,905.01	

VEN#K.2 01 City of Dunwoody, GA
BANK. 06 PNC Municipal Court Cash

DATE RANGE: 6/01/2013 THRU 6/30/2013

VENDOR I.D.	NAME	STATUS	CHECK DATE	AMOUNT	DISCOUNT	CHECK NO	CHECK STATUS	CHECK AMOUNT
001168	City of Dunwoody							
I-May 2013	City of Dunwoody	R	6/12/2013			000002		
745 0000.121900.01	Due to Other Funds-100 (SYS)	City of Dunwoody		19,837.00				19,837.00

* * T O T A L S * *	NO	INVOICE AMOUNT	DISCOUNTS	CHECK AMOUNT
REGULAR CHECKS:	1	0.00	0.00	19,837.00
HAND CHECKS:	0	0.00	0.00	0.00
DRAFTS:	0	0.00	0.00	0.00
EFT:	0	0.00	0.00	0.00
NON CHECKS:	0	0.00	0.00	0.00
VOID CHECKS:	0 VOID DEBITS	0.00		
	VOID CREDITS	0.00	0.00	

TOTAL ERRORS: 0

** G/L ACCOUNT TOTALS **

G/L ACCOUNT	NAME	AMOUNT
745 0000.121900.01	Due to Other Funds-100 (SYS)	19,837.00
	*** FUND TOTAL ***	19,837.00

VENDOR SET: 01	BANK: 06	TOTALS:	1	19,837.00CR	0.00	19,837.00
BANK: 06	TOTALS:		1	19,837.00CR	0.00	19,837.00
REPORT TOTALS:			155	1,860,619.57CR	30.55CR	1,844,151.02

SELECTION CRITERIA

VENDOR SET: 01-City of Dunwoody
 VENDOR: ALL
 BANK CODES: All
 FUNDS: All

CHECK SELECTION

CHECK RANGE: 000000 THRU 999999
 DATE RANGE: 6/01/2013 THRU 6/30/2013
 CHECK AMOUNT RANGE: 0.00 THRU 999,999,999.99
 INCLUDE ALL VOIDS: YES

PRINT OPTIONS

SEQUENCE: CHECK NUMBER

PRINT TRANSACTIONS: YES
 PRINT G/L: YES
 UNPOSTED ONLY: NO
 EXCLUDE UNPOSTED: NO
 MANUAL ONLY: NO
 STUB COMMENTS: NO
 REPORT FOOTER: NO
 CHECK STATUS: NO
 PRINT STATUS: * - All
