
MEMORANDUM

To: Mayor and City Council

From: Chris Pike, Finance Director

Date: 2/11/2013

Subject: **Financial Report for the Year Ended December 31, 2012**


Following are the **unaudited** financial highlights for fiscal year 2012. The year finished out with revenues coming in above the amended budget by \$1.3 million. Expenditures were under budget by \$1.8 million with the largest variance in the Contingency fund. Real property taxes collected for 2012 were \$170,000 below budget and will likely remain below the budgeted amount after considering late payments coming in after year's end. Franchise Fees, HOST, Insurance Premiums Tax, and especially Permitting revenues were incredibly strong in 2013. The strength in Occupation Taxes and Alcohol Licenses indicate a strength in the retail market that should hopefully lead to a real estate recovery in the next couple of years.

Expenses continue as expected. All departments finished the year under budget except for Community Development. The contract for Building Inspections calls for a 70/30 split with the contractor. As revenues have far exceeded the budget, so will expenditures. Additionally, transfers from the General Fund for E911 through November are \$173,000 less than initially budgeted. The Stormwater Fund experienced an overage in repairs and maintenance due to emergency repairs and critical maintenance to infrastructure. Public Works finished the year with \$247,000 unspent in the Street Maintenance account.

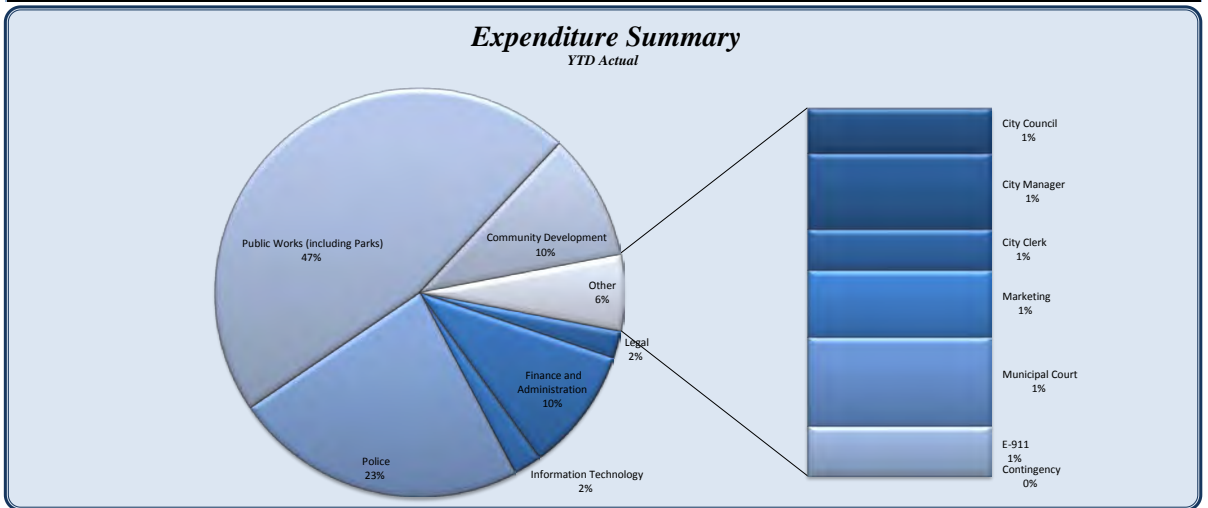
As Finance Director, I have reviewed this report. I am not aware of any material untrue statements or material omission; nor do I consider anything misleading. The financial statements and related information fairly present the financial condition and the results in all material respects. Management is responsible for internal controls and periodically evaluates these internal controls. No deficiencies in internal controls were discovered.

City of Dunwoody
YTD Statement of Revenues and
Expenses Through December 31, 2012

| Revenues | Total Annual | | YTD Actual | YTD Variance (\$ '000) | YTD Budget | Prior YTD Actual | Flux (Diff from Prior Year) |
|--|-------------------|-------------------|-------------------|---------------------------|-------------|-------------------|-----------------------------------|
| | Budget | YTD Budget | | | | | |
| Taxes | 20,811,000 | 20,811,000 | 21,426,613 | 616 | 103% | 19,001,913 | 2,424,700 |
| Licenses & Permits | 872,000 | 872,000 | 1,813,182 | 941 | 208% | 1,131,905 | 681,276 |
| Intergovernmental Revenues | 528,500 | 528,500 | 33,500 | (495) | 6% | 82,488 | (48,988) |
| Other Charges for Services | 402,000 | 402,000 | 432,402 | 30 | 108% | 429,717 | 2,685 |
| Fines & Forfeitures | 1,110,000 | 1,110,000 | 1,129,040 | 19 | 102% | 1,124,832 | 4,208 |
| Investment Income | 5,000 | 5,000 | 13,442 | 8 | 269% | 12,739 | 703 |
| Contributions & Donations from Private Sources | 2,500 | 2,500 | 10,945 | 8 | 438% | 12,674 | (1,729) |
| Miscellaneous Revenue | 96,100 | 96,100 | 236,903 | 141 | 247% | 95,601 | 141,303 |
| Other Financing Sources | - | - | - | - | - | - | - |
| Use of Prior Year Reserves | 4,453,030 | 4,453,030 | 4,453,030 | - | 100% | - | 4,453,030 |
| Total Revenues | 28,280,130 | 28,280,130 | 29,549,058 | 1,269 | 104% | 21,891,870 | 7,657,188 |



| Expenditures | Total Annual | | YTD Actual | Variance (\$ '000) | YTD Budget | Prior YTD Actual | Flux (Diff from Prior Year) |
|--------------------------------|-------------------|-------------------|-------------------|-----------------------|------------|-------------------|-----------------------------------|
| | Budget | YTD Budget | | | | | |
| City Council | 198,277 | 198,277 | 177,810 | 20 | 90% | 167,783 | (10,027) |
| City Manager | 327,083 | 327,083 | 301,886 | 25 | 92% | 217,906 | (83,979) |
| City Clerk | 187,526 | 187,526 | 162,035 | 25 | 86% | 160,369 | (1,666) |
| Legal | 557,552 | 557,552 | 544,098 | 13 | 98% | 462,427 | (81,672) |
| Finance and Administration | 2,772,805 | 2,772,805 | 2,401,959 | 371 | 87% | 2,678,974 | 277,015 |
| Information Technology | 561,731 | 561,731 | 552,140 | 10 | 98% | 739,584 | 187,444 |
| Marketing | 298,907 | 298,907 | 265,575 | 33 | 89% | 202,371 | (63,204) |
| Municipal Court | 404,494 | 404,494 | 355,326 | 49 | 88% | 258,416 | (96,910) |
| Police | 5,904,584 | 5,904,584 | 5,689,214 | 215 | 96% | 7,338,619 | 1,649,405 |
| E-911 | 369,500 | 369,500 | 196,837 | 173 | 53% | 487,065 | 290,228 |
| Public Works (including Parks) | 11,881,239 | 11,881,239 | 11,382,102 | 499 | 96% | 9,541,111 | (1,840,991) |
| Community Development | 2,295,250 | 2,295,250 | 2,460,647 | (165) | 107% | 2,100,219 | (360,429) |
| Contingency | 575,000 | 575,000 | - | 575 | 0% | - | - |
| Total Expenditures | 26,333,948 | 26,333,948 | 24,489,629 | 1,844 | 93% | 24,354,842 | (134,787) |



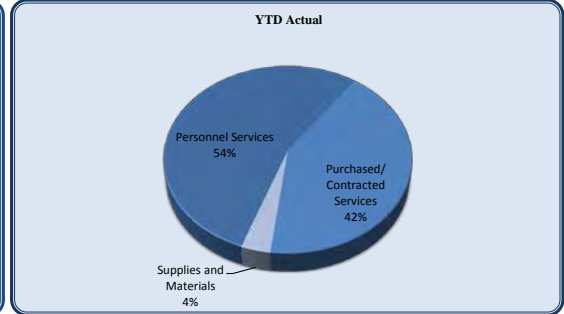
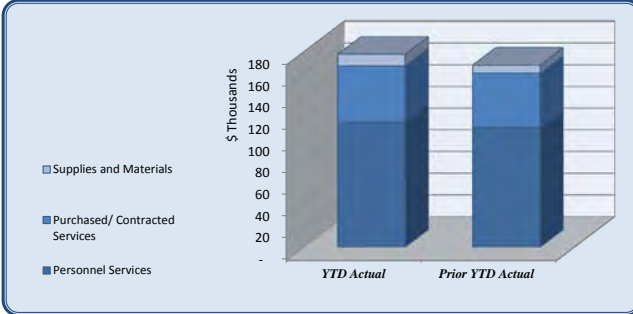
| | | | | | | |
|---|------------------|------------------|------------------|------------------|--------------------|------------------|
| Total Revenues over/(under) Expenditures | 1,946,182 | 1,946,182 | 5,059,428 | 3,113,246 | (2,462,972) | 7,522,401 |
|---|------------------|------------------|------------------|------------------|--------------------|------------------|

City of Dunwoody
YTD Statement of Revenues and
Expenses Through December 31, 2012

| Revenues | | | | | | | |
|---|---------------------|-------------------|-------------------|--------------------|-------------------|-------------------|-----------------------------|
| | Total Annual Budget | YTD Budget | YTD Actual | Variance (\$ '000) | (% of YTD Budget) | Prior YTD Actual | Flux (Diff from Prior Year) |
| Real Property Tax | 5,050,000 | 5,050,000 | 4,879,582 | (170) | 97% | 5,064,711 | (185,128) |
| Personal Property Tax | 360,000 | 360,000 | 353,999 | (6) | 98% | 352,221 | 1,778 |
| Motor Vehicle | 250,000 | 250,000 | 308,765 | 59 | 124% | 290,915 | 17,850 |
| Intangibles (Reg & Recording) | 60,000 | 60,000 | 50,489 | (10) | 84% | 95,123 | (44,634) |
| Franchise Fees | 3,400,000 | 3,400,000 | 3,857,251 | 457 | 113% | 907,071 | 2,950,180 |
| Homestead Option Sales Tax | 5,200,000 | 5,200,000 | 5,261,307 | 61 | 101% | 6,112,167 | (850,860) |
| Hotel/Motel Tax | 1,123,000 | 1,123,000 | 1,109,831 | (13) | 99% | 1,020,638 | 89,193 |
| Alcoholic Beverage Excise Tax | 560,000 | 560,000 | 584,429 | 24 | 104% | 546,281 | 38,148 |
| MVR Excise Tax | 95,000 | 95,000 | 98,438 | 3 | 104% | 103,160 | (4,722) |
| Business & Occupation Tax | 2,500,000 | 2,500,000 | 2,488,070 | (12) | 100% | 2,210,424 | 277,646 |
| Insurance Premium Tax | 2,100,000 | 2,100,000 | 2,305,027 | 205 | 110% | 2,170,117 | 134,910 |
| Financial Institutions Tax | 95,000 | 95,000 | 113,558 | 19 | 120% | 101,950 | 11,608 |
| Penalties & int on delinq tax | 3,000 | 3,000 | 4,557 | 2 | 152% | 2,777 | 1,780 |
| Pen & Int on delinq taxes-Business | 15,000 | 15,000 | 11,309 | (4) | 75% | 24,358 | (13,048) |
| Taxes | 20,811,000 | 20,811,000 | 21,426,613 | 616 | 103% | 19,001,913 | 2,424,700 |
| Alcoholic Beverage Licenses | 360,000 | 360,000 | 504,039 | 144 | 140% | 412,336 | 91,702 |
| Other Licenses and Permits | - | - | 1,300 | 1 | - | - | 1,300 |
| Planning & Zoning Fees | 12,000 | 12,000 | 27,227 | 15 | 227% | 11,415 | 15,812 |
| Bldg Structures & Equipment | 500,000 | 500,000 | 1,221,527 | 722 | 244% | 703,381 | 518,146 |
| Soil Erosion | - | - | 36,088 | 36 | - | 4,773 | 31,315 |
| Tree Bank | - | - | 23,000 | 23 | - | - | 23,000 |
| Licenses & Permits | 872,000 | 872,000 | 1,813,182 | 941 | 208% | 1,131,905 | 681,276 |
| Federal Grants | - | - | - | - | - | 14,851 | (14,851) |
| State Grants | 525,000 | 525,000 | - | (525) | 0% | 7,525 | (7,525) |
| Local Government Grants | 3,500 | 3,500 | 33,500 | 30 | 957% | 60,112 | (26,612) |
| Intergovernmental Revenues | 528,500 | 528,500 | 33,500 | (495) | 6% | 82,488 | (48,988) |
| Election Qualifying Fees | - | - | - | - | - | 3,600 | (3,600) |
| Special Police Services | 10,000 | 10,000 | 21,460 | 11 | 215% | 13,935 | 7,525 |
| Fingerprinting Fee | 5,000 | 5,000 | 6,453 | 1 | 129% | 6,354 | 99 |
| Public Safety-Other | 36,000 | 36,000 | 34,687 | (1) | 96% | 36,830 | (2,143) |
| Special Assessments | 20,000 | 20,000 | 21,764 | 2 | 109% | 21,335 | 429 |
| Streetlight Fees | 327,000 | 327,000 | 328,791 | 2 | 101% | 327,565 | 1,226 |
| Recreation Program Fees | - | - | 11,258 | 11 | - | 11,548 | (291) |
| Pavilion Rentals | 4,000 | 4,000 | 7,650 | 4 | 191% | 8,550 | (900) |
| NSF Fees | - | - | 340 | 0 | - | - | 340 |
| Other Charges for Services | 402,000 | 402,000 | 432,402 | 30 | 108% | 429,717 | 2,685 |
| Municipal Court Fines & Forfeitures | 1,100,000 | 1,100,000 | 1,129,040 | 29 | 103% | 1,124,532 | 4,508 |
| Cash Confiscation | 10,000 | 10,000 | - | (10) | 0% | 300 | (300) |
| Fines & Forfeitures | 1,110,000 | 1,110,000 | 1,129,040 | 19 | 102% | 1,124,832 | 4,208 |
| Interest Revenue | 5,000 | 5,000 | 13,442 | 8 | 269% | 12,739 | 703 |
| Investment Income | 5,000 | 5,000 | 13,442 | 8 | 269% | 12,739 | 703 |
| Contr & Don From Priv Sources | - | - | 3,780 | 4 | - | 7,500 | (3,720) |
| Explorer Donations | 2,500 | 2,500 | 6,915 | 4 | 277% | 5,174 | 1,741 |
| Donations | - | - | 250 | 0 | - | - | 250 |
| Contributions & Donations from Private Sources | 2,500 | 2,500 | 10,945 | 8 | 438% | 12,674 | (1,729) |
| Rents & Royalties | 79,000 | 79,000 | 59,356 | (20) | 75% | 59,222 | 134 |
| Reimb for damaged property | - | - | 63,419 | 63 | - | 25,120 | 38,299 |
| Other Charges For Services | 17,100 | 17,100 | 114,128 | 97 | 667% | 11,258 | 102,870 |
| Miscellaneous Revenue | 96,100 | 96,100 | 236,903 | 141 | 247% | 95,601 | 141,303 |
| Use of Prior Year Reserves | 4,453,030 | 4,453,030 | 4,453,030 | - | 100% | - | 4,453,030 |
| Total Revenues | 28,280,130 | 28,280,130 | 29,549,058 | 1,269 | 104% | 21,891,870 | 7,657,188 |

City of Dunwoody
YTD Statement of Revenues and
Expenses Through December 31, 2012

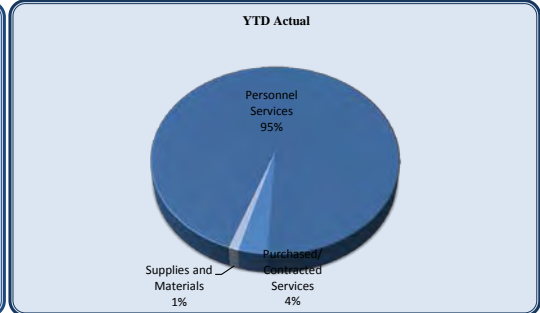
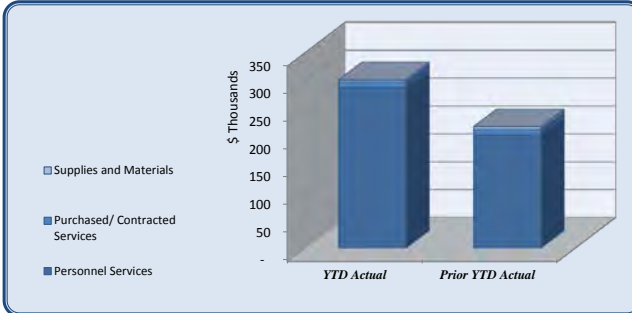
| City Council | Total Annual Budget | YTD Budget | YTD Actual | Variance (\$ '000) | (% of YTD Budget) | Prior YTD Actual | Flux (Diff from Prior Year) |
|--------------------------------|---------------------|----------------|----------------|--------------------|-------------------|------------------|-----------------------------|
| Personnel Services | 116,277 | 116,277 | 115,743 | 1 | 100% | 110,425 | (5,318) |
| Purchased/ Contracted Services | 65,995 | 65,995 | 51,365 | 15 | 78% | 50,137 | (1,228) |
| Supplies and Materials | 16,005 | 16,005 | 10,703 | 5 | 67% | 7,221 | (3,482) |
| Total City Council | 198,277 | 198,277 | 177,810 | 20 | 90% | 167,783 | (10,027) |



| City Council | Total Annual Budget | YTD Budget | YTD Actual | Variance (\$ '000) | (% of YTD Budget) | Prior YTD Actual | Flux (Diff from Prior Year) |
|---------------------------------------|---------------------|----------------|----------------|--------------------|-------------------|------------------|-----------------------------|
| Regular Salaries | 88,000 | 88,000 | 88,000 | 0 | 100% | 88,000 | - |
| Group Insurance | 21,545 | 21,545 | 21,544 | 0 | 100% | 15,882 | (5,662) |
| Social Security | 5,456 | 5,456 | 5,024 | 0 | 92% | 5,302 | 279 |
| Medicare | 1,276 | 1,276 | 1,175 | 0 | 92% | 1,240 | 65 |
| Unemployment Insurance | - | - | - | - | - | - | - |
| Personnel Services | 116,277 | 116,277 | 115,743 | 1 | 100% | 110,425 | (5,318) |
| Professional Services | 2,500 | 2,500 | 1,117 | 1 | 45% | 1,050 | (67) |
| Technical Services | 5,000 | 5,000 | 4,662 | 0 | 93% | 7 | (4,656) |
| Property/Liability Insurance | 40,500 | 40,500 | 34,204 | 6 | 84% | 37,750 | 3,546 |
| Communications | 1,902 | 1,902 | 1,902 | (0) | 100% | 990 | (912) |
| Printing & Binding | 2,000 | 2,000 | 1,335 | 1 | 67% | 201 | (1,134) |
| Travel | 8,500 | 8,500 | 4,122 | 4 | 48% | 4,646 | 524 |
| Dues & Fees | 2,388 | 2,388 | 2,388 | (0) | 100% | 30 | (2,358) |
| Education & Training | 3,205 | 3,205 | 1,635 | 2 | 51% | 5,464 | 3,829 |
| Purchased/ Contracted Services | 65,995 | 65,995 | 51,365 | 15 | 78% | 50,137 | (1,228) |
| Supplies | 2,505 | 2,505 | 2,505 | (0) | 100% | 3,284 | 779 |
| Food | 4,000 | 4,000 | 2,060 | 2 | 52% | 3,003 | 943 |
| Books & Periodicals | 500 | 500 | 314 | 0 | 63% | - | (314) |
| Small Equipment | 9,000 | 9,000 | 5,823 | 3 | 65% | 934 | (4,890) |
| Supplies and Materials | 16,005 | 16,005 | 10,703 | 5 | 67% | 7,221 | (3,482) |
| Total City Council | 198,277 | 198,277 | 177,810 | 20 | 90% | 167,783 | (10,027) |

City of Dunwoody
YTD Statement of Revenues and
Expenses Through December 31, 2012

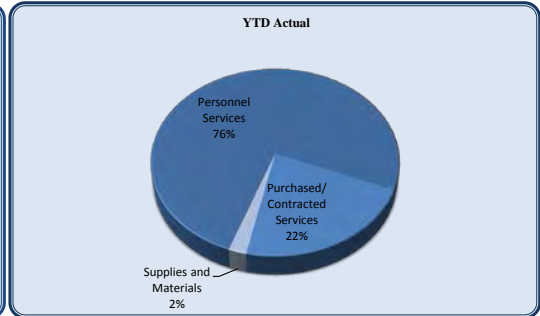
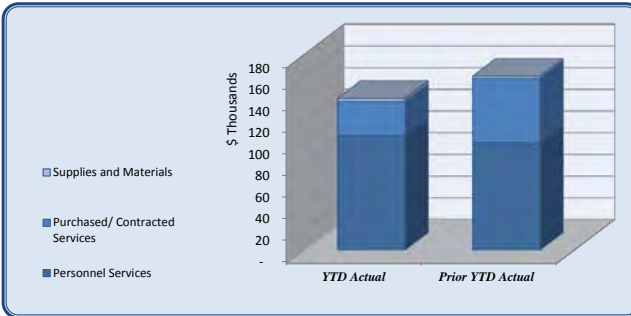
| City Manager | Total Annual | YTD Budget | YTD Actual | Variance | Prior YTD Actual | Flux |
|--------------------------------|----------------|----------------|----------------|-----------|------------------|-------------------------|
| | Budget | | | | | |
| | | | | (\$ '000) | | |
| Personnel Services | 304,538 | 304,538 | 287,930 | 17 | 95% | 203,355 (84,575) |
| Purchased/ Contracted Services | 17,245 | 17,245 | 10,374 | 7 | 60% | 9,970 (404) |
| Supplies and Materials | 5,300 | 5,300 | 3,582 | 2 | 68% | 4,581 999 |
| Total City Manager | 327,083 | 327,083 | 301,886 | 25 | 92% | 217,906 (83,979) |



| City Manager | Total Annual | YTD Budget | YTD Actual | Variance | Prior YTD Actual | Flux |
|---------------------------------------|----------------|----------------|----------------|-----------|------------------|-------------------------|
| | Budget | | | | | |
| | | | | (\$ '000) | | |
| Regular Salaries | 230,871 | 230,871 | 227,128 | 4 | 98% | 159,200 (67,928) |
| Employee Benefits | - | - | - | - | - | - |
| Group Insurance | 33,091 | 33,091 | 23,445 | 10 | 71% | 16,413 (7,033) |
| Medicare | 3,342 | 3,342 | 3,288 | 0 | 98% | 2,363 (925) |
| Retirement | 36,604 | 36,604 | 34,069 | 3 | 93% | 25,380 (8,690) |
| Unemployment Insurance | - | - | - | - | - | - |
| Workers' Compensation | 630 | 630 | - | 1 | 0% | - |
| Personnel Services | 304,538 | 304,538 | 287,930 | 17 | 95% | 203,355 (84,575) |
| Professional Services | 1,000 | 1,000 | - | 1 | 0% | 216 216 |
| Technical Services | - | - | - | - | - | 192 192 |
| Repairs & Maintenance | - | - | - | - | - | 120 120 |
| Communications | 2,870 | 2,870 | 1,539 | 1 | 54% | 1,879 339 |
| Printing & Binding | 800 | 800 | 231 | 1 | 29% | 593 362 |
| Travel | 4,500 | 4,500 | 2,968 | 2 | 66% | 2,119 (849) |
| Dues & Fees | 5,075 | 5,075 | 4,245 | 1 | 84% | 3,502 (743) |
| Education & Training | 3,000 | 3,000 | 1,390 | 2 | 46% | 1,350 (40) |
| Contract Labor | - | - | - | - | - | - |
| Purchased/ Contracted Services | 17,245 | 17,245 | 10,374 | 7 | 60% | 9,970 (404) |
| Supplies | 3,000 | 3,000 | 1,581 | 1 | 53% | 2,585 1,004 |
| Gasoline | - | - | - | - | - | 37 37 |
| Food | 1,000 | 1,000 | 765 | 0 | 76% | 921 156 |
| Books & Periodicals | 300 | 300 | 85 | 0 | 28% | 69 (16) |
| Small Equipment | 1,000 | 1,000 | 1,151 | (0) | 115% | 969 (182) |
| Supplies and Materials | 5,300 | 5,300 | 3,582 | 2 | 68% | 4,581 999 |
| Total City Manager | 327,083 | 327,083 | 301,886 | 25 | 92% | 217,906 (83,979) |

City of Dunwoody
YTD Statement of Revenues and
Expenses Through December 31, 2012

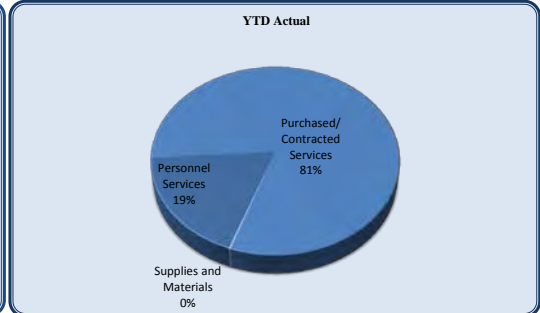
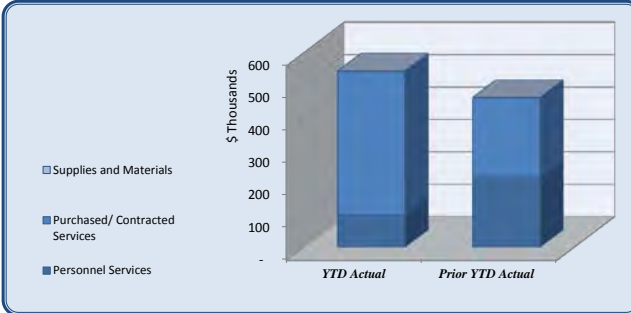
| City Clerk | Total Annual | YTD Budget | YTD Actual | Variance | Prior YTD Actual | Flux |
|--------------------------------|----------------|----------------|----------------|-----------|------------------|----------------|
| | Budget | | | | | |
| | | | | (\$ '000) | | |
| Personnel Services | 107,576 | 107,576 | 105,882 | 2 | 98% | (6,895) |
| Purchased/ Contracted Services | 53,950 | 53,950 | 31,187 | 23 | 58% | 28,235 |
| Supplies and Materials | 4,000 | 4,000 | 2,966 | 1 | 74% | (1,006) |
| Transfers Out | 22,000 | 22,000 | 22,000 | - | 100% | (22,000) |
| Total City Clerk | 187,526 | 187,526 | 162,035 | 25 | 86% | (1,666) |



| City Clerk | Total Annual | YTD Budget | YTD Actual | Variance | Prior YTD Actual | Flux |
|---------------------------------------|----------------|----------------|----------------|-----------|------------------|-----------------|
| | Budget | | | | | |
| | | | | (\$ '000) | | |
| Salaries | 81,135 | 81,135 | 82,192 | (1) | 101% | (5,656) |
| Employee Benefits | - | - | - | - | - | - |
| Group Insurance | 11,847 | 11,847 | 9,444 | 2 | 80% | (1,361) |
| Medicare | 1,174 | 1,174 | 1,176 | (0) | 100% | (12) |
| Retirement | 13,105 | 13,105 | 13,070 | 0 | 100% | 133 |
| Unemployment Insurance | - | - | - | - | - | - |
| Workers' Compensation | 315 | 315 | - | 0 | 0% | - |
| Personnel Services | 107,576 | 107,576 | 105,882 | 2 | 98% | (6,895) |
| Professional Services | 22,900 | 22,900 | 7,000 | 16 | 31% | 36,210 |
| Technical Services | 1,750 | 1,750 | - | 2 | 0% | 114 |
| Repairs and Maintenance | 18,000 | 18,000 | 17,001 | 1 | 94% | (17,001) |
| Communications | 1,700 | 1,700 | 968 | 1 | 57% | 102 |
| Advertising | 1,000 | 1,000 | - | 1 | 0% | 9,621 |
| Printing & Binding | 500 | 500 | - | 1 | 0% | - |
| Travel | 4,200 | 4,200 | 4,084 | 0 | 97% | (1,220) |
| Dues & Fees | 650 | 650 | 591 | 0 | 91% | (333) |
| Education & Training | 3,250 | 3,250 | 1,543 | 2 | 47% | 743 |
| Purchased/ Contracted Services | 53,950 | 53,950 | 31,187 | 23 | 58% | 28,235 |
| Supplies | 1,700 | 1,700 | 1,315 | 0 | 77% | (121) |
| Food | 400 | 400 | 41 | 0 | 10% | 271 |
| Books & Periodicals | 400 | 400 | 337 | 0 | 84% | (96) |
| Small Equipment | 1,500 | 1,500 | 1,274 | 0 | 85% | (1,060) |
| Supplies and Materials | 4,000 | 4,000 | 2,966 | 1 | 74% | (1,006) |
| Transfers to Debt Service Fund | 22,000 | 22,000 | 22,000 | - | 100% | (22,000) |
| Transfers Out | 22,000 | 22,000 | 22,000 | - | 100% | (22,000) |
| Total City Clerk | 187,526 | 187,526 | 162,035 | 25 | 86% | (1,666) |

City of Dunwoody
YTD Statement of Revenues and
Expenses Through December 31, 2012

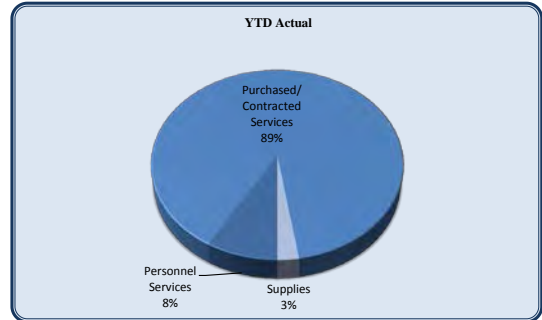
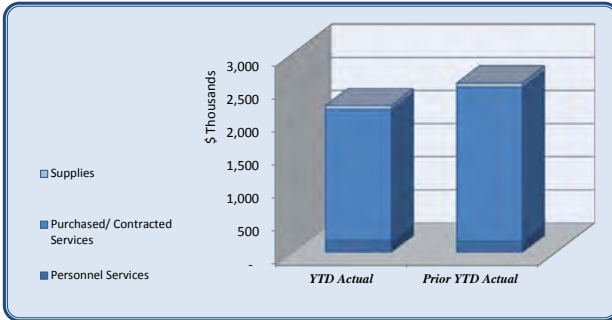
| Legal | Total Annual | YTD Budget | YTD Actual | Variance (\$ '000) | (% of YTD Budget) | Prior YTD Actual | Flux (Diff from Prior Year) |
|--------------------------------|----------------|----------------|----------------|-----------------------|----------------------|------------------|-----------------------------------|
| | Budget | | | | | | |
| Personnel Services | 100,877 | 100,877 | 100,180 | 1 | 99% | 215,047 | 114,867 |
| Purchased/ Contracted Services | 455,575 | 455,575 | 442,731 | 13 | 97% | 246,650 | (196,082) |
| Supplies and Materials | 1,100 | 1,100 | 1,187 | (0) | 108% | 730 | (457) |
| Total Legal | 557,552 | 557,552 | 544,098 | 13 | 98% | 462,427 | (81,672) |



| Legal | Total Annual | YTD Budget | YTD Actual | Variance (\$ '000) | (% of YTD Budget) | Prior YTD Actual | Flux (Diff from Prior Year) |
|---------------------------------------|----------------|----------------|----------------|-----------------------|----------------------|------------------|-----------------------------------|
| | Budget | | | | | | |
| Salaries | 84,096 | 84,096 | 84,097 | (0) | 100% | 169,709 | 85,612 |
| Group Insurance | 4,663 | 4,663 | 4,663 | 0 | 100% | 15,298 | 10,635 |
| Medicare | 1,683 | 1,683 | 1,230 | 0 | 73% | 2,528 | 1,298 |
| Retirement | 10,191 | 10,191 | 10,191 | 0 | 100% | 27,513 | 17,322 |
| Workers' Compensation | 244 | 244 | - | 0 | 0% | - | - |
| Personnel Services | 100,877 | 100,877 | 100,180 | 1 | 99% | 215,047 | 114,867 |
| Professional Services | 444,425 | 444,425 | 436,667 | 8 | 98% | 239,378 | (197,289) |
| Technical Services | 8,000 | 8,000 | 5,575 | 2 | 70% | 5,828 | 253 |
| Communications | 100 | 100 | 21 | 0 | 21% | 554 | 533 |
| Printing & Binding | 300 | 300 | 469 | (0) | 156% | - | (469) |
| Travel | 1,250 | 1,250 | - | 1 | 0% | 576 | 576 |
| Dues & Fees | 500 | 500 | - | 1 | 0% | 313 | 313 |
| Education & Training | 1,000 | 1,000 | - | 1 | 0% | - | - |
| Purchased/ Contracted Services | 455,575 | 455,575 | 442,731 | 13 | 97% | 246,650 | (196,082) |
| Supplies | 600 | 600 | 179 | 0 | 30% | 230 | 51 |
| Food | 500 | 500 | 1,008 | (1) | 202% | 500 | (508) |
| Supplies and Materials | 1,100 | 1,100 | 1,187 | (0) | 108% | 730 | (457) |
| Total Legal | 557,552 | 557,552 | 544,098 | 13 | 98% | 462,427 | (81,672) |

City of Dunwoody
YTD Statement of Revenues and
Expenses Through December 31, 2012

| Finance and Administration | | | | | | | |
|---|---------------------|------------------|------------------|--------------------|-------------------|------------------|-----------------------------|
| | Total Annual Budget | YTD Budget | YTD Actual | Variance (\$ '000) | (% of YTD Budget) | Prior YTD Actual | Flux (Diff from Prior Year) |
| Personnel Services | 212,244 | 212,244 | 187,529 | 25 | 88% | 169,705 | (17,825) |
| Purchased/ Contracted Services | 2,306,981 | 2,306,981 | 1,978,453 | 329 | 86% | 2,332,523 | 354,070 |
| Supplies | 73,580 | 73,580 | 55,677 | 18 | 76% | 61,746 | 6,070 |
| Transfers Out | 180,000 | 180,000 | 180,000 | - | 100% | 115,000 | (65,000) |
| Total Finance and Administration | 2,772,805 | 2,772,805 | 2,401,959 | 371 | 87% | 2,678,974 | 277,015 |



| Finance and Administration | | | | | | | |
|-----------------------------------|---------------------|----------------|----------------|--------------------|-------------------|------------------|-----------------------------|
| | Total Annual Budget | YTD Budget | YTD Actual | Variance (\$ '000) | (% of YTD Budget) | Prior YTD Actual | Flux (Diff from Prior Year) |
| Regular Salaries | 124,250 | 124,250 | 123,993 | 0 | 100% | 116,569 | (7,423) |
| Group Insurance | 16,779 | 16,779 | 14,462 | 2 | 86% | 12,334 | (2,128) |
| Medicare | 1,800 | 1,800 | 1,688 | 0 | 94% | 1,703 | 15 |
| Retirement | 20,100 | 20,100 | 19,255 | 1 | 96% | 19,079 | (177) |
| Unemployment Insurance | - | - | - | - | - | - | - |
| Workers' Compensation | 315 | 315 | - | 0 | 0% | - | - |
| Other Employee Benefits | 49,000 | 49,000 | 28,132 | 21 | 57% | 20,019 | (8,112) |
| Personnel Services | 212,244 | 212,244 | 187,529 | 25 | 88% | 169,705 | (17,825) |

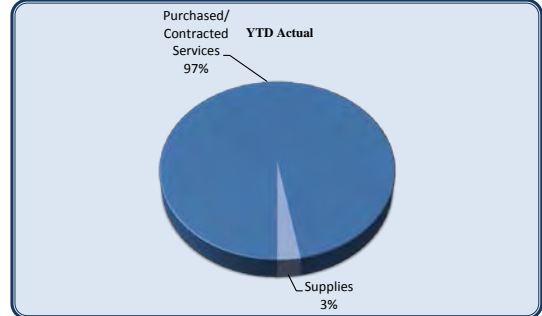
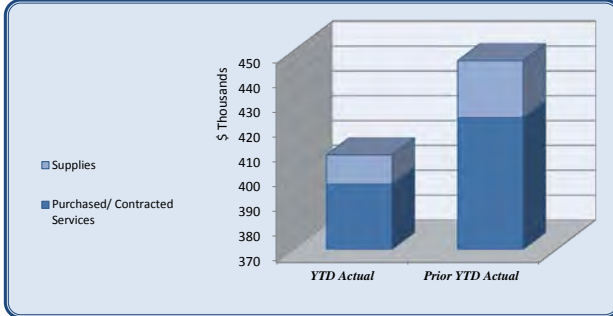
| | | | | | | | |
|---------------------------------------|------------------|------------------|------------------|------------|------------|------------------|----------------|
| Official/Admin Services | 1,320,060 | 1,320,060 | 1,249,997 | 70 | 95% | 1,581,375 | 331,378 |
| Professional Services | 168,140 | 168,140 | 76,617 | 92 | 46% | 122,776 | 46,159 |
| Technical Services | 36,960 | 36,960 | 30,699 | 6 | 83% | 33,365 | 2,665 |
| Repairs & Maintenance | 78,113 | 78,113 | 78,058 | 0 | 100% | 33,719 | (44,339) |
| Rentals | 539,319 | 539,319 | 422,004 | 117 | 78% | 438,596 | 16,592 |
| Insurance | 56,944 | 56,944 | 49,876 | 7 | 88% | 51,753 | 1,876 |
| Communications | 8,400 | 8,400 | 5,955 | 2 | 71% | 5,558 | (397) |
| Advertising | 9,500 | 9,500 | 519 | 9 | 5% | 1,792 | 1,273 |
| Printing & Binding | 10,400 | 10,400 | 9,181 | 1 | 88% | 3,233 | (5,948) |
| Travel | 5,500 | 5,500 | 5,438 | 0 | 99% | 4,768 | (671) |
| Dues & Fees | 15,545 | 15,545 | 15,620 | (0) | 100% | 22,232 | 6,612 |
| Education & Training | 36,500 | 36,500 | 17,725 | 19 | 49% | 18,349 | 624 |
| Other Charges | 21,600 | 21,600 | 16,763 | 5 | 78% | 15,008 | (1,755) |
| Purchased/ Contracted Services | 2,306,981 | 2,306,981 | 1,978,453 | 329 | 86% | 2,332,523 | 354,070 |
| Supplies | 19,500 | 19,500 | 13,688 | 6 | 70% | 16,572 | 2,885 |
| Electricity | 23,000 | 23,000 | 20,465 | 3 | 89% | 26,091 | 5,626 |
| Diesel | - | - | - | - | - | - | - |
| Food | 14,280 | 14,280 | 6,177 | 8 | 43% | 7,285 | 1,108 |
| Books & Periodicals | 2,000 | 2,000 | 1,013 | 1 | 51% | 1,098 | 85 |
| Small Equipment | 14,800 | 14,800 | 14,334 | 0 | 97% | 10,700 | - |
| Supplies | 73,580 | 73,580 | 55,677 | 18 | 76% | 61,746 | 6,070 |

| | | | | | | | |
|--------------------------------|----------------|----------------|----------------|----------|-------------|----------------|-----------------|
| Transfers to Debt Service Fund | 80,000 | 80,000 | 80,000 | - | 100% | 80,000 | - |
| Transfers to Capital | 100,000 | 100,000 | 100,000 | - | 100% | 35,000 | (65,000) |
| Transfers Out | 180,000 | 180,000 | 180,000 | - | 100% | 115,000 | (65,000) |

| | | | | | | | |
|---|------------------|------------------|------------------|------------|------------|------------------|----------------|
| Total Finance and Administration | 2,772,805 | 2,772,805 | 2,401,959 | 371 | 87% | 2,678,974 | 277,015 |
|---|------------------|------------------|------------------|------------|------------|------------------|----------------|

City of Dunwoody
YTD Statement of Revenues and
Expenses Through December 31, 2012

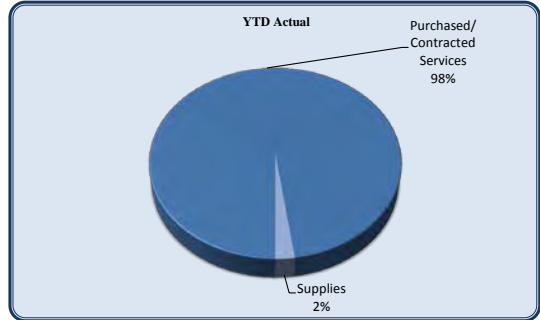
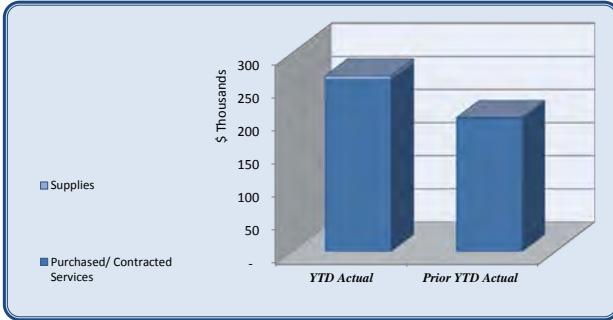
| Information Technology | Total Annual | YTD Budget | YTD Actual | Variance (\$ '000) | Prior YTD Actual (% of YTD Budget) | Prior YTD Actual | Flux (Diff from Prior Year) |
|-------------------------------------|----------------|----------------|----------------|-----------------------|---------------------------------------|------------------|--------------------------------|
| | Budget | | | | | | |
| Purchased/ Contracted Services | 398,664 | 398,664 | 396,378 | 2 | 99% | 423,193 | 26,815 |
| Supplies | 19,067 | 19,067 | 11,762 | 7 | 62% | 22,942 | 11,180 |
| Transfers Out | 144,000 | 144,000 | 144,000 | - | 100% | 293,449 | 149,449 |
| Total Information Technology | 561,731 | 561,731 | 552,140 | 10 | 98% | 739,584 | 187,444 |



| Information Technology | Total Annual | YTD Budget | YTD Actual | Variance (\$ '000) | Prior YTD Actual (% of YTD Budget) | Prior YTD Actual | Flux (Diff from Prior Year) |
|---------------------------------------|----------------|----------------|----------------|-----------------------|---------------------------------------|------------------|--------------------------------|
| | Budget | | | | | | |
| Official/Admin Svcs | 316,134 | 316,134 | 316,134 | 0 | 100% | 320,780 | 4,646 |
| Technical Services | 1,700 | 1,700 | 3,741 | (2) | 220% | 11,833 | 8,092 |
| Repairs & Maintenance | 49,445 | 49,445 | 44,330 | 5 | 90% | 63,432 | 19,102 |
| Rentals | - | - | - | - | - | - | - |
| Communications | 29,885 | 29,885 | 32,124 | (2) | 107% | 26,935 | (5,188) |
| Advertising | - | - | - | - | - | - | - |
| Printing & Binding | 500 | 500 | - | 1 | 0% | 113 | 113 |
| Travel | - | - | - | - | - | - | - |
| Dues & Fees | - | - | - | - | - | - | - |
| Education & Training | 1,000 | 1,000 | 50 | 1 | 5% | 100 | 50 |
| Other Charges | - | - | - | - | - | - | - |
| Purchased/ Contracted Services | 398,664 | 398,664 | 396,378 | 2 | 99% | 423,193 | 26,815 |
| Supplies | 500 | 500 | 975 | (0) | 195% | 2,922 | 1,947 |
| Food | - | - | - | - | - | 261 | 261 |
| Books & Periodicals | - | - | 100 | (0) | - | - | (100) |
| Small Equipment | 18,567 | 18,567 | 10,687 | 8 | 58% | 19,759 | - |
| Supplies | 19,067 | 19,067 | 11,762 | 7 | 62% | 22,942 | 11,180 |
| Machinery & Equipment | - | - | - | - | - | - | - |
| Capital Outlays | - | - | - | - | - | - | - |
| Transfers to Debt Service Fund | 109,000 | 109,000 | 109,000 | - | 100% | 125,400 | 16,400 |
| Transfers to Capital | 35,000 | 35,000 | 35,000 | - | 100% | 168,049 | 133,049 |
| Transfers Out | 144,000 | 144,000 | 144,000 | - | 100% | 293,449 | 149,449 |
| Total Information Technology | 561,731 | 561,731 | 552,140 | 10 | 98% | 739,584 | 187,444 |

City of Dunwoody
 YTD Statement of Revenues and
 Expenses Through December 31, 2012

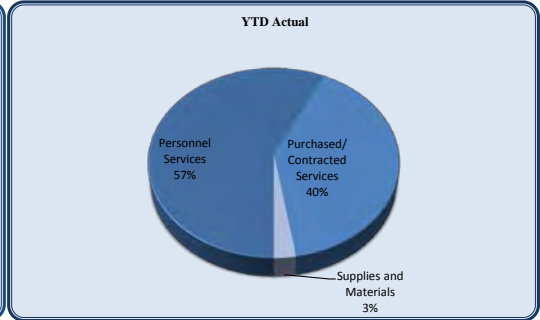
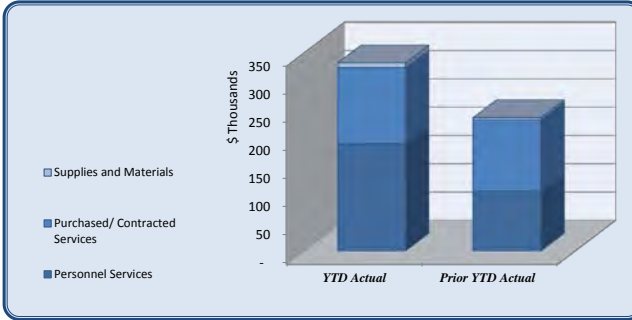
| Marketing | Total Annual | YTD Budget | YTD Actual | Variance (\$ '000) | Prior YTD Actual (% of YTD Budget) | Flux (Diff from Prior Year) |
|--------------------------------|----------------|----------------|----------------|-----------------------|---------------------------------------|-----------------------------------|
| | Budget | | | | | |
| Purchased/ Contracted Services | 288,907 | 288,907 | 259,638 | 29 | 90% | (58,785) |
| Supplies | 10,000 | 10,000 | 5,937 | 4 | 59% | (4,419) |
| Total Marketing | 298,907 | 298,907 | 265,575 | 33 | 89% | (63,204) |



| Marketing | Total Annual | YTD Budget | YTD Actual | Variance (\$ '000) | Prior YTD Actual (% of YTD Budget) | Flux (Diff from Prior Year) |
|---------------------------------------|----------------|----------------|----------------|-----------------------|---------------------------------------|-----------------------------------|
| | Budget | | | | | |
| Official/Admin Services | 182,175 | 182,175 | 182,175 | - | 100% | (73,630) |
| Professional Services | 35,000 | 35,000 | 22,703 | 12 | 65% | 5,931 |
| Technical Services | 3,732 | 3,732 | 3,600 | 0 | 96% | (3,313) |
| Rentals | - | - | - | - | - | - |
| Communications | 3,000 | 3,000 | 200 | 3 | 7% | 3,400 |
| Advertising | 55,000 | 55,000 | 50,155 | 5 | 91% | (478) |
| Printing & Binding | 8,000 | 8,000 | 200 | 8 | 2% | 9,250 |
| Dues & Fees | 2,000 | 2,000 | 605 | 1 | 30% | 55 |
| Purchased/ Contracted Services | 288,907 | 288,907 | 259,638 | 29 | 90% | (58,785) |
| Supplies | 8,000 | 8,000 | 5,478 | 3 | 68% | (4,024) |
| Food | 2,000 | 2,000 | 459 | 2 | 23% | (419) |
| Books & Periodicals | - | - | - | - | - | 24 |
| Small Equipment | - | - | - | - | - | - |
| Supplies | 10,000 | 10,000 | 5,937 | 4 | 59% | (4,419) |
| Total Marketing | 298,907 | 298,907 | 265,575 | 33 | 89% | (63,204) |

City of Dunwoody
YTD Statement of Revenues and
Expenses Through December 31, 2012

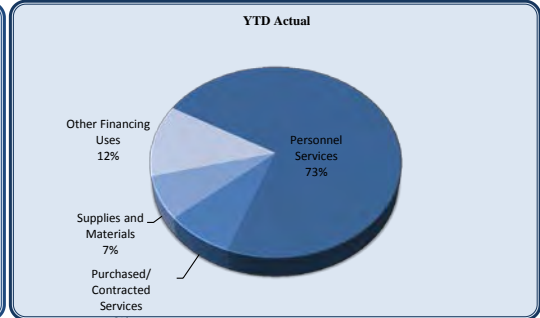
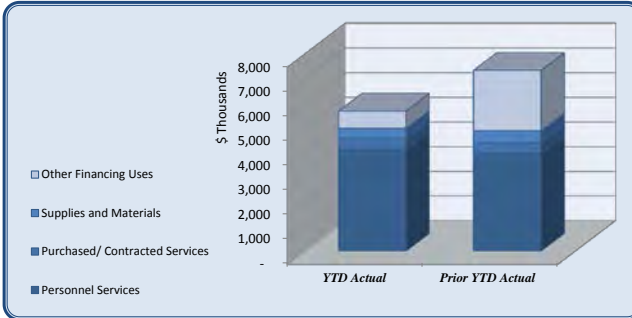
| Municipal Court | Total Annual | YTD Budget | YTD Actual | Variance | Prior YTD Actual | Flux |
|--------------------------------|----------------|----------------|----------------|-------------------|------------------|------------------------|
| | Budget | | | | | |
| | | | | (% of YTD Budget) | | (Diff from Prior Year) |
| | | | | (\$ '000) | | |
| Personnel Services | 217,744 | 217,744 | 190,676 | 27 | 88% | (84,340) |
| Purchased/ Contracted Services | 154,650 | 154,650 | 133,542 | 21 | 86% | (8,027) |
| Supplies and Materials | 9,600 | 9,600 | 8,612 | 1 | 90% | (4,547) |
| Other Financing Uses | 22,500 | 22,500 | 22,496 | 0 | 100% | 4 |
| Total Municipal Court | 404,494 | 404,494 | 355,326 | 49 | 88% | (96,910) |



| Municipal Court | Total Annual | YTD Budget | YTD Actual | Variance | Prior YTD Actual | Flux |
|---------------------------------------|----------------|----------------|----------------|-------------------|------------------|------------------------|
| | Budget | | | | | |
| | | | | (% of YTD Budget) | | (Diff from Prior Year) |
| | | | | (\$ '000) | | |
| Regular Salaries | 133,820 | 133,820 | 130,836 | 3 | 98% | (83,614) |
| Solicitor Salaries | 13,750 | 13,750 | 13,750 | 0 | 100% | 20,809 |
| Overtime Salaries | 6,000 | 6,000 | 4,012 | 2 | 67% | (4,012) |
| Group Insurance | 33,633 | 33,633 | 19,548 | 14 | 58% | (9,560) |
| Medicare | 2,426 | 2,426 | 2,035 | 0 | 84% | (821) |
| Retirement | 27,099 | 27,099 | 20,495 | 7 | 76% | (7,142) |
| Unemployment Insurance | - | - | - | - | - | - |
| Workers' Compensation | 1,016 | 1,016 | - | 1 | 0% | - |
| Personnel Services | 217,744 | 217,744 | 190,676 | 27 | 88% | (84,340) |
| Professional Services | 102,000 | 102,000 | 91,617 | 10 | 90% | (27,052) |
| Technical Services | 18,000 | 18,000 | 16,625 | 1 | 92% | 6,571 |
| Repairs & Maintenance | 15,500 | 15,500 | 15,175 | 0 | 98% | 14,570 |
| Rentals | 4,000 | 4,000 | 1,840 | 2 | 46% | 1,598 |
| Communications | 4,200 | 4,200 | 2,882 | 1 | 69% | (184) |
| Advertising | 300 | 300 | - | 0 | 0% | - |
| Printing & Binding | 1,250 | 1,250 | 842 | 0 | 67% | (756) |
| Travel | 5,000 | 5,000 | 2,988 | 2 | 60% | (2,324) |
| Dues & Fees | 1,000 | 1,000 | 315 | 1 | 32% | 20 |
| Education & Training | 3,400 | 3,400 | 1,258 | 2 | 37% | (470) |
| Purchased/ Contracted Services | 154,650 | 154,650 | 133,542 | 21 | 86% | (8,027) |
| Supplies | 5,600 | 5,600 | 5,594 | 0 | 100% | (2,853) |
| Food | 800 | 800 | 1,025 | (0) | 128% | (1,025) |
| Books & Periodicals | 800 | 800 | 378 | 0 | 47% | 13 |
| Small Equipment | 2,400 | 2,400 | 1,616 | 1 | 67% | (682) |
| Supplies and Materials | 9,600 | 9,600 | 8,612 | 1 | 90% | (4,547) |
| Transfers to Debt Service Fund | 22,500 | 22,500 | 22,500 | - | 100% | - |
| Cash over/short | - | - | (4) | 0 | - | 4 |
| Other Financing Uses | 22,500 | 22,500 | 22,496 | 0 | 100% | 4 |
| Total Municipal Court | 404,494 | 404,494 | 355,326 | 49 | 88% | (96,910) |

City of Dunwoody
YTD Statement of Revenues and
Expenses Through December 31, 2012

| Police | Total Annual | | | Variance (\$ '000) | Variance (% of YTD Budget) | Prior YTD Actual | Flux (Diff from Prior Year) |
|--------------------------------|------------------|------------------|------------------|-----------------------|----------------------------------|------------------|-----------------------------------|
| | Budget | YTD Budget | YTD Actual | | | | |
| Personnel Services | 4,279,859 | 4,279,859 | 4,118,562 | 161 | 96% | 3,968,277 | (150,286) |
| Purchased/ Contracted Services | 479,533 | 479,533 | 458,926 | 21 | 96% | 458,912 | (14) |
| Supplies and Materials | 450,642 | 450,642 | 417,175 | 33 | 93% | 461,155 | 43,979 |
| Other Financing Uses | 694,550 | 694,550 | 694,550 | - | 100% | 2,450,275 | 1,755,725 |
| Total Police | 5,904,584 | 5,904,584 | 5,689,214 | 215 | 96% | 7,338,619 | 1,649,405 |

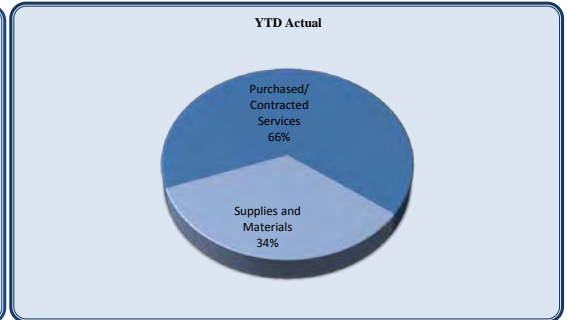
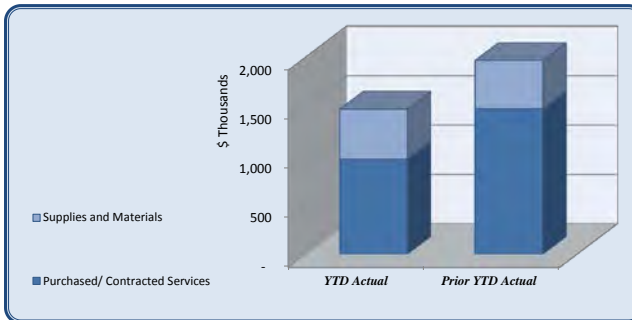


| Police | Total Annual | | | Variance (\$ '000) | Variance (% of YTD Budget) | Prior YTD Actual | Flux (Diff from Prior Year) |
|---------------------------------------|------------------|------------------|------------------|-----------------------|----------------------------------|------------------|-----------------------------------|
| | Budget | YTD Budget | YTD Actual | | | | |
| Regular Salaries | 2,865,406 | 2,865,406 | 2,746,400 | 119 | 96% | 2,791,461 | 45,061 |
| Overtime Salaries | 252,647 | 252,647 | 292,547 | (40) | 116% | 219,046 | (73,501) |
| Total Salaries | 3,118,053 | 3,118,053 | 3,038,947 | 79 | 97% | 3,010,507 | (28,440) |
| Employee Benefits | - | - | - | - | - | - | - |
| Group Insurance | 540,657 | 540,657 | 491,150 | 50 | 91% | 411,924 | (79,227) |
| Medicare | 43,905 | 43,905 | 41,873 | 2 | 95% | 43,396 | 1,524 |
| Retirement | 459,204 | 459,204 | 450,243 | 9 | 98% | 424,405 | (25,838) |
| Tuition Reimbursement | - | - | - | - | - | - | - |
| Unemployment Insurance | - | - | - | - | - | - | - |
| Workers' Compensation | 94,040 | 94,040 | 72,350 | 22 | 77% | 78,045 | 5,695 |
| Other Employee Benefits | 24,000 | 24,000 | 24,000 | - | 100% | - | (24,000) |
| Personnel Services | 1,161,806 | 1,161,806 | 1,079,615 | 82 | 93% | 957,770 | (121,846) |
| Professional Services | 16,000 | 16,000 | 8,744 | 7 | 55% | 10,214 | 1,470 |
| Technical Services | 28,500 | 28,500 | 28,685 | (0) | 101% | 31,767 | 3,082 |
| Repairs & Maintenance | 212,819 | 212,819 | 219,275 | (6) | 103% | 194,489 | (24,786) |
| Rentals | 13,900 | 13,900 | 6,282 | 8 | 45% | 10,854 | 4,572 |
| Insurance | 64,266 | 64,266 | 63,384 | 1 | 99% | 71,535 | 8,151 |
| Claims | - | - | 112 | (0) | - | 743 | 632 |
| Communications | 61,600 | 61,600 | 62,498 | (1) | 101% | 58,600 | (3,898) |
| Advertising | 2,500 | 2,500 | 17 | 2 | 1% | 9,442 | 9,425 |
| Printing & Binding | 4,000 | 4,000 | 1,385 | 3 | 35% | 2,707 | 1,322 |
| Travel | 37,760 | 37,760 | 44,212 | (6) | 117% | 34,667 | (9,545) |
| Dues & Fees | 10,288 | 10,288 | 6,032 | 4 | 59% | 9,671 | 3,639 |
| Education & Training | 27,900 | 27,900 | 18,275 | 10 | 66% | 24,222 | 5,947 |
| Other Purchased Services-Other | - | - | 25 | (0) | - | - | (25) |
| Purchased/ Contracted Services | 479,533 | 479,533 | 458,926 | 21 | 96% | 458,912 | (14) |
| Supplies | 93,620 | 93,620 | 86,881 | 7 | 93% | 94,713 | 7,832 |
| Supplies-Explorer Program | 9,000 | 9,000 | 7,173 | 2 | 80% | 2,207 | (4,967) |
| Gasoline | 245,000 | 245,000 | 233,652 | 11 | 95% | 217,669 | (15,983) |
| Food | 6,000 | 6,000 | 4,448 | 2 | 74% | 3,924 | (523) |
| Books & Periodicals | 2,500 | 2,500 | 2,492 | 0 | 100% | 1,585 | (906) |
| Cash Over & Short | - | - | 45 | (0) | - | (57) | (102) |
| Small Equipment | 94,522 | 94,522 | 82,485 | 12 | 87% | 141,114 | 58,629 |
| Supplies and Materials | 450,642 | 450,642 | 417,175 | 33 | 93% | 461,155 | 43,979 |
| Transfers to Debt Service Fund | 469,500 | 469,500 | 469,500 | - | 100% | 562,100 | 92,600 |
| Transfers to Capital Fund | 225,050 | 225,050 | 225,050 | - | 100% | 1,888,175 | 1,663,125 |
| Other Financing Uses | 694,550 | 694,550 | 694,550 | - | 100% | 2,450,275 | 1,755,725 |
| Total Police | 5,904,584 | 5,904,584 | 5,689,214 | 215 | 96% | 7,338,619 | 1,649,405 |

City of Dunwoody
YTD Statement of Revenues and
Expenses Through December 31, 2012

| <i>E-911</i> | Total Annual | | YTD Actual | Variance (\$ '000) | (% of YTD Budget) | Prior YTD Actual | Flux (Diff from Prior Year) |
|-------------------------|----------------|----------------|----------------|-----------------------|----------------------|------------------|-----------------------------------|
| | Budget | YTD Budget | | | | | |
| Transfers to E-911 Fund | 369,500 | 369,500 | 196,837 | 173 | 53% | 487,065 | 290,228 |
| Total E-911 | 369,500 | 369,500 | 196,837 | 173 | 53% | 487,065 | 290,228 |

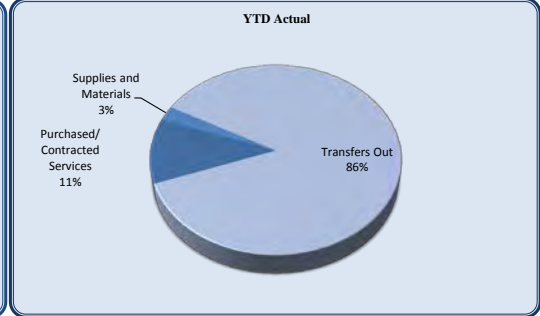
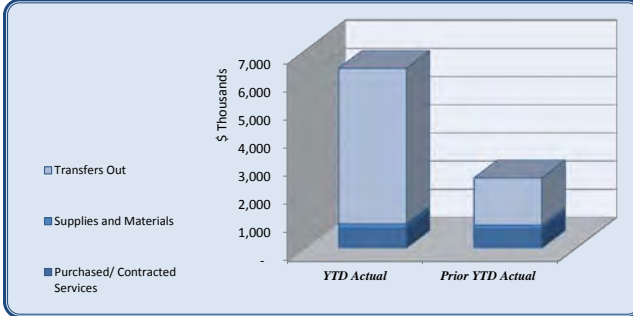
| <i>Public Works</i> | Total Annual | | YTD Actual | Variance (\$ '000) | (% of YTD Budget) | Prior YTD Actual | Flux (Diff from Prior Year) |
|--------------------------------|------------------|------------------|------------------|-----------------------|----------------------|------------------|-----------------------------------|
| | Budget | YTD Budget | | | | | |
| Purchased/ Contracted Services | 1,330,259 | 1,330,259 | 965,993 | 364 | 73% | 1,475,736 | 488,736 |
| Supplies and Materials | 516,750 | 516,750 | 506,042 | 11 | 98% | 490,069 | (15,974) |
| Transfers to Capital Fund | 3,524,456 | 3,524,456 | 3,524,456 | - | 100% | 5,080,000 | 1,555,544 |
| Total Public Works | 5,371,465 | 5,371,465 | 4,996,492 | 375 | 93% | 7,045,805 | 2,049,314 |



| <i>Public Works</i> | Total Annual | | YTD Actual | Variance (\$ '000) | (% of YTD Budget) | Prior YTD Actual | Flux (Diff from Prior Year) |
|---------------------------------------|------------------|------------------|------------------|-----------------------|----------------------|------------------|-----------------------------------|
| | Budget | YTD Budget | | | | | |
| Official/Admin Svcs | 280,000 | 280,000 | 280,000 | 0 | 100% | - | (280,000) |
| Professional Services | 50,000 | 50,000 | 5,950 | 44 | 12% | 41,509 | 35,559 |
| Professional Services-Lowe | - | - | - | - | - | 681,534 | 681,534 |
| Tree Fund Expenses | - | - | 20,142 | (20) | - | 5,957 | (14,185) |
| Professional Services | - | - | 871 | (1) | - | 650 | (221) |
| Technical Services | - | - | 13,666 | (14) | - | - | (13,666) |
| Repairs & Maintenance | 23,300 | 23,300 | 17,000 | 6 | 73% | 7,325 | (9,675) |
| R&M - Signs | - | - | 9,130 | (9) | - | 4,475 | (4,655) |
| R&M - Storm Damage Removal | 35,000 | 35,000 | 5,103 | 30 | 15% | 36,714 | 31,611 |
| R&M - Street Maintenance | 650,734 | 650,734 | 403,895 | 247 | 62% | 415,139 | 11,244 |
| R&M - Traffic Signals | 200,725 | 200,725 | 187,609 | 13 | 93% | 214,278 | 26,669 |
| R&M - Curb Replacement | - | - | - | - | - | - | - |
| R&M - Right of Way Maint | 80,000 | 80,000 | 19,167 | 61 | 24% | 61,724 | 42,556 |
| Rentals | - | - | - | - | - | - | - |
| Claims | 5,000 | 5,000 | 1,019 | 4 | 0% | 2,793 | 1,774 |
| Communications | 500 | 500 | 156 | 0 | 31% | 191 | 35 |
| Advertising | 4,000 | 4,000 | 2,204 | 2 | 55% | 2,634 | 430 |
| Printing & Binding | 1,000 | 1,000 | 48 | 1 | 5% | 771 | 723 |
| Travel | - | - | 33 | (0) | - | 42 | 9 |
| Purchased/ Contracted Services | 1,330,259 | 1,330,259 | 965,993 | 364 | 73% | 1,475,736 | 488,736 |
| Supplies-Office | 1,000 | 1,000 | 483 | 1 | 48% | 2,077 | 1,594 |
| Supplies-Road Materials | 50,000 | 50,000 | 66,579 | (17) | 133% | 45,141 | (21,437) |
| Electricity | 465,000 | 465,000 | 438,981 | 26 | 94% | 442,851 | 3,870 |
| Books & Periodicals | 500 | 500 | - | 1 | 0% | - | - |
| Small Equipment | 250 | 250 | - | 0 | 0% | - | - |
| Supplies and Materials | 516,750 | 516,750 | 506,042 | 11 | 98% | 490,069 | (15,974) |
| Operating Transfers Out | - | - | - | - | - | 90,000 | 90,000 |
| Transfers to Capital Fund | 3,524,456 | 3,524,456 | 3,524,456 | - | 100% | 4,990,000 | 1,465,544 |
| Transfers to Capital Fund | 3,524,456 | 3,524,456 | 3,524,456 | - | 100% | 5,080,000 | 1,555,544 |
| Total Public Works | 5,371,465 | 5,371,465 | 4,996,492 | 375 | 93% | 7,045,805 | 2,049,314 |

City of Dunwoody
YTD Statement of Revenues and
Expenses Through December 31, 2012

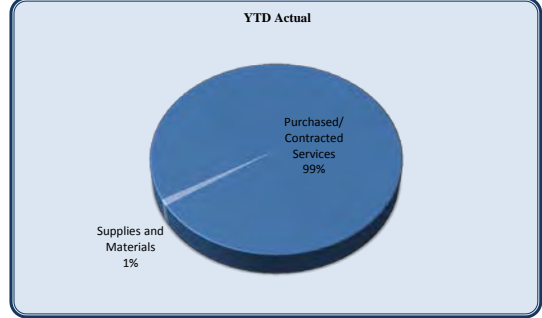
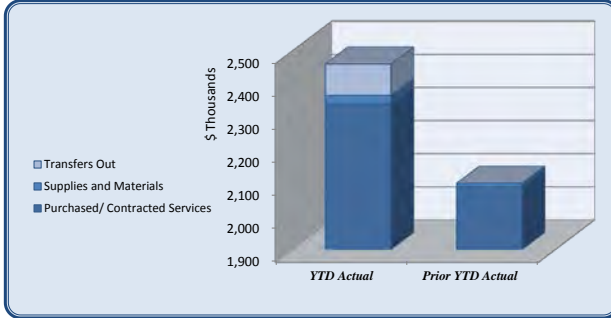
| Parks and Recreation | | | | | | | |
|-----------------------------------|---------------------|------------------|------------------|--------------------|-------------------|------------------|-----------------------------|
| | Total Annual Budget | YTD Budget | YTD Actual | Variance (\$ '000) | (% of YTD Budget) | Prior YTD Actual | Flux (Diff from Prior Year) |
| Purchased/ Contracted Services | 778,000 | 778,000 | 708,486 | 70 | 91% | 685,841 | (22,645) |
| Supplies and Materials | 213,000 | 213,000 | 158,350 | 55 | 74% | 128,654 | (29,696) |
| Transfers Out | 5,518,774 | 5,518,774 | 5,518,774 | - | 100% | 1,680,810 | (3,837,964) |
| Total Parks and Recreation | 6,509,774 | 6,509,774 | 6,385,610 | 124 | 98% | 2,495,306 | (3,890,305) |



| Parks and Recreation | | | | | | | |
|---------------------------------------|---------------------|------------------|------------------|--------------------|-------------------|------------------|-----------------------------|
| | Total Annual Budget | YTD Budget | YTD Actual | Variance (\$ '000) | (% of YTD Budget) | Prior YTD Actual | Flux (Diff from Prior Year) |
| Official/Admin Svcs | 150,000 | 150,000 | 150,000 | - | 100% | - | (150,000) |
| Professional Services | 3,500 | 3,500 | 22,498 | (19) | 643% | 94,483 | 71,986 |
| Professional Services-Lowe | - | - | - | - | - | 144,000 | 144,000 |
| Technical Services | 5,000 | 5,000 | 12,697 | (8) | 254% | 44,157 | 31,460 |
| R&M-Parks | 586,000 | 586,000 | 494,400 | 92 | 84% | 371,133 | (123,267) |
| Rentals | 1,000 | 1,000 | 1,850 | (1) | 185% | - | (1,850) |
| Property/Liability Insurance | 32,100 | 32,100 | 24,266 | 8 | 76% | 32,068 | 7,802 |
| Communications | - | - | 1,310 | (1) | - | 224 | (1,086) |
| Advertising | - | - | 1,065 | (1) | - | - | (1,065) |
| Printing & Binding | - | - | - | - | - | - | - |
| Dues & Fees | 400 | 400 | 400 | - | 100% | 400 | - |
| Purchased/ Contracted Services | 778,000 | 778,000 | 708,486 | 70 | 91% | 685,841 | (22,645) |
| Supplies | 65,000 | 65,000 | 45,421 | 20 | 70% | 40,753 | (4,668) |
| Utilities | 138,000 | 138,000 | 100,633 | 37 | 73% | 86,882 | (13,751) |
| Food | - | - | 181 | (0) | - | 140 | (41) |
| Small Equipment | 10,000 | 10,000 | 12,115 | (2) | 121% | 880 | (11,236) |
| Supplies and Materials | 213,000 | 213,000 | 158,350 | 55 | 74% | 128,654 | (29,696) |
| Transfers to Debt Service Fund | 800,574 | 800,574 | 800,574 | - | 100% | 1,680,810 | 880,236 |
| Transfers to Capital Fund | 4,718,200 | 4,718,200 | 4,718,200 | - | 100% | - | (4,718,200) |
| Transfers Out | 5,518,774 | 5,518,774 | 5,518,774 | - | 100% | 1,680,810 | (3,837,964) |
| Total Parks and Recreation | 6,509,774 | 6,509,774 | 6,385,610 | 124 | 98% | 2,495,306 | (3,890,305) |

City of Dunwoody
YTD Statement of Revenues and
Expenses Through December 31, 2012

| Community Development | | | | | | | |
|------------------------------------|---------------------|------------------|------------------|--------------------|-------------------|------------------|-----------------------------|
| | Total Annual Budget | YTD Budget | YTD Actual | Variance (\$ '000) | (% of YTD Budget) | Prior YTD Actual | Flux (Diff from Prior Year) |
| Purchased/ Contracted Services | 2,181,750 | 2,181,750 | 2,340,822 | (159) | 107% | 2,089,691 | (251,131) |
| Supplies and Materials | 18,500 | 18,500 | 24,825 | (6) | 134% | 10,528 | (14,298) |
| Transfers Out | 95,000 | 95,000 | 95,000 | - | 100% | - | (95,000) |
| Total Community Development | 2,295,250 | 2,295,250 | 2,460,647 | (165) | 107% | 2,100,219 | (360,429) |



| Community Development | | | | | | | |
|---------------------------------------|---------------------|------------------|------------------|--------------------|-------------------|------------------|-----------------------------|
| | Total Annual Budget | YTD Budget | YTD Actual | Variance (\$ '000) | (% of YTD Budget) | Prior YTD Actual | Flux (Diff from Prior Year) |
| Official/Admin Svcs | 1,516,000 | 1,516,000 | 2,007,069 | (491) | 132% | 1,904,791 | (102,278) |
| Professional Services | 360,000 | 360,000 | 217,429 | 143 | 60% | 93,965 | (123,465) |
| Technical Services | 172,000 | 172,000 | 33,289 | 139 | 19% | 21,828 | (11,461) |
| Repairs & Maintenance | 59,000 | 59,000 | 43,350 | 16 | 73% | 12,700 | (30,650) |
| Rentals | - | - | 5,224 | (5) | - | 7,206 | 1,981 |
| Insurance Claims | - | - | 128 | (0) | - | 28,835 | 28,707 |
| Communications | 4,500 | 4,500 | 2,384 | 2 | 53% | 2,009 | (375) |
| Advertising | 44,000 | 44,000 | 18,364 | 26 | 42% | 11,991 | (6,372) |
| Printing & Binding | 5,500 | 5,500 | 1,933 | 4 | 35% | 1,577 | (356) |
| Travel | 7,000 | 7,000 | 237 | 7 | 3% | 2,634 | 2,397 |
| Dues & Fees | 9,250 | 9,250 | 8,705 | 1 | 94% | 930 | (7,775) |
| Education & Training | 4,500 | 4,500 | 2,710 | 2 | 60% | 1,226 | (1,484) |
| Other Purchased Services-Other | - | - | - | - | - | - | - |
| Purchased/ Contracted Services | 2,181,750 | 2,181,750 | 2,340,822 | (159) | 107% | 2,089,691 | (251,131) |
| Supplies | 11,500 | 11,500 | 18,635 | (7) | 162% | 9,752 | (8,882) |
| Food | 1,000 | 1,000 | 3,272 | (2) | 327% | 676 | (2,596) |
| Books & Periodicals | 2,500 | 2,500 | - | 3 | 0% | 99 | 99 |
| Small Equipment | 3,500 | 3,500 | 2,918 | 1 | 83% | - | (2,918) |
| Supplies and Materials | 18,500 | 18,500 | 24,825 | (6) | 134% | 10,528 | (14,298) |
| Transfers to Capital Fund | 95,000 | 95,000 | 95,000 | - | 100% | - | (95,000) |
| Transfers to Multiple Grants Fund | - | - | - | - | - | - | - |
| Transfers Out | 95,000 | 95,000 | 95,000 | - | 100% | - | (95,000) |
| Total Community Development | 2,295,250 | 2,295,250 | 2,460,647 | (165) | 107% | 2,100,219 | (360,429) |

City of Dunwoody
 YTD Statement of Revenues and
 Expenses Through December 31, 2012

| <i>Contingency</i> | Total Annual Budget | YTD Budget | YTD Actual | Variance (\$ '000) | (% of YTD Budget) | Prior YTD Actual | Flux (Diff from Prior Year) |
|---|------------------------|-------------------|-------------------|---------------------------|----------------------|-------------------|---------------------------------------|
| Contingency | 575,000 | 575,000 | - | 575 | 0% | - | - |
| Total Contingency | 575,000 | 575,000 | - | 575 | 0% | - | - |
| Total General Fund Expenditures | 22,700,505 | 22,700,505 | 21,269,955 | 1,431 | 94% | 20,733,913 | (536,042) |
| Total Revenues over/(under) Expenditures | 5,579,625 | 5,579,625 | 8,279,102 | | 148% | 1,157,957 | 7,121,146 |

#K.1.

City of Dunwoody
YTD Statement of Revenues and
Expenses Through December 31, 2012

| <i>E911 Fund</i> | Total Annual Budget | YTD Budget | YTD Actual | Variance | Prior YTD Actual | Flux |
|---|---------------------------|------------------|------------------|-----------|----------------------|---------------------------|
| | | | | (\$ '000) | (% of YTD Budget) | (Diff from Prior Year) |
| Revenues | | | | | | |
| E911 Revenue | 775,000 | 775,000 | 950,557 | 176 | 123% | 186,506 (764,051) |
| Transfers In | 369,500 | 369,500 | 196,837 | (173) | 53% | 1,342,400 1,145,563 |
| Total Revenues | 1,144,500 | 1,144,500 | 1,147,393 | 3 | 100% | 1,528,906 381,512 |
| Expenditures | | | | | | |
| Professional Services | - | - | 1,750 | (2) | | - (1,750) |
| Communications | 27,200 | 27,200 | 8,644 | 19 | 32% | - (8,644) |
| Machinery & Equipment | 7,500 | 7,500 | - | 8 | 0% | 570,670 570,670 |
| Intergovernmental-E911 (Chatcomm) | 1,075,000 | 1,075,000 | 1,075,000 | 0 | 100% | 553,415 (521,585) |
| Transfers Out-Debt | 62,000 | 62,000 | 62,000 | - | 100% | - (62,000) |
| Total Expenditures | 1,171,700 | 1,171,700 | 1,147,393 | 24 | 98% | 1,124,085 (23,308) |
| Total Revenues over/(under) Expenditures | (27,200) | (27,200) | - | 27 | 0% | 404,821 404,821 |

City of Dunwoody
 YTD Statement of Revenues and
 Expenses Through December 31, 2012

#K.1.

| <i>Hotel Excise Tax Fund</i> | Total Annual Budget | YTD Budget | YTD Actual | Variance | Prior YTD Actual | Flux |
|---|---------------------------|------------------|------------------|-------------|----------------------|------------------------------------|
| | | | | (\$ '000) | (% of YTD Budget) | (Difference from Prior Year) |
| Revenues | | | | | | |
| Hotel/Motel Tax | 1,871,667 | 1,871,667 | 1,849,719 | (22) | 99% | 1,714,271 (135,448) |
| Interest Revenue | - | - | 46 | 0 | | 87 41 |
| Total Revenues | 1,871,667 | 1,871,667 | 1,849,765 | (22) | 99% | 1,714,358 (135,407) |
| Expenditures | | | | | | |
| Transfers to General Fund | 1,123,000 | 1,123,000 | 1,109,877 | 13 | 99% | 1,028,637 (81,241) |
| Transfers to Component Unit - CVBD | 748,667 | 748,667 | 739,888 | 9 | 99% | 685,708 (54,179) |
| Total Expenditures | 1,871,667 | 1,871,667 | 1,849,765 | 22 | 99% | 1,714,345 (135,420) |
| Total Revenues over/(under) Expenditures | - | - | - | - | | 13 13 |

#K.1.

City of Dunwoody
YTD Statement of Revenues and
Expenses Through December 31, 2012

| <i>Motor Vehicle Rental Excise Tax Fund</i> | Total Annual Budget | YTD Budget | YTD Actual | Variance | Prior YTD Actual | Flux | |
|---|---------------------------|---------------|---------------|------------|----------------------|------------------------------------|--------------|
| | | | | (\$ '000) | (% of YTD Budget) | (Difference from Prior Year) | |
| Revenues | | | | | | | |
| MV Rental Excise Tax | 95,000 | 95,000 | 98,438 | 3 | 104% | 103,160 | 4,722 |
| Total Revenues | 95,000 | 95,000 | 98,438 | 3 | 104% | 103,160 | 4,722 |
| Expenditures | | | | | | | |
| Transfers to General Fund | 95,000 | 95,000 | 98,438 | (3) | 104% | 103,160 | 4,722 |
| Total Expenditures | 95,000 | 95,000 | 98,438 | (3) | 104% | 103,160 | 4,722 |
| Total Revenues over/(under) Expenditures | - | - | - | - | | - | - |

City of Dunwoody
YTD Statement of Revenues and
Expenses Through December 31, 2012

#K.1.

| <i>Capital Projects Fund</i> | Total Annual Budget | YTD Budget | YTD Actual | Variance | | Prior YTD Actual | Flux |
|---|---------------------|-------------------|-------------------|--------------|--------------|-------------------|------------------------------|
| | | | | | (\$ '000) | (% of YTD Budget) | (Difference from Prior Year) |
| Revenues | | | | | | | |
| MARTA Capital Funds | - | - | 55,802 | 56 | | 37,980 | (17,822) |
| Interest Revenue | - | - | 19,312 | 19 | | 4,075 | (15,236) |
| Operating Transfer In - General Fund | 8,697,706 | 8,697,706 | 8,697,706 | - | 100% | 8,852,034 | 154,328 |
| GMA Lease Proceeds - PVC Farms | - | - | - | - | | 5,173,000 | 5,173,000 |
| Use of PY Reserves | 4,875,073 | 4,875,073 | 4,875,073 | - | 100% | - | (4,875,073) |
| Total Revenues | 13,572,779 | 13,572,779 | 13,647,893 | 75 | 101% | 14,137,604 | 489,711 |
| Expenditures | | | | | | | |
| Machinery & Equipment | - | - | - | - | | 26,062 | 26,062 |
| City Clerk | - | - | - | - | | 26,062 | 26,062 |
| Repairs and Maintenance | 7,007 | 7,007 | 7,007 | - | 100% | - | (7,007) |
| Small Equipment | 18,293 | 18,293 | 18,562 | (0) | 101% | - | (18,562) |
| Machinery & Equipment | 11,849 | 11,849 | - | 12 | 0% | 44,500 | 44,500 |
| Information Technology | 37,149 | 37,149 | 25,569 | 12 | 69% | 44,500 | 18,931 |
| Buildings | 100,000 | 100,000 | - | 100 | 0% | 17,331 | 17,331 |
| Machinery & Equipment | - | - | - | - | | 124,331 | 124,331 |
| Facilities | 100,000 | 100,000 | - | 100 | 0% | 141,662 | 141,662 |
| Technical Services | - | - | - | - | | - | - |
| Small Equipment | 36,598 | 36,598 | 36,598 | 0 | 100% | - | (36,598) |
| Machinery & Equipment | 1,875,827 | 1,875,827 | 88,117 | 1,788 | 5% | 213,031 | 124,914 |
| Police Department | 1,912,425 | 1,912,425 | 124,714 | 1,788 | 7% | 213,031 | 88,317 |
| Operating Transfers to E-911 Fund | - | - | - | - | | 285,335 | 285,335 |
| E-911 | - | - | - | - | | 285,335 | 285,335 |
| Professional Services | 76,411 | 76,411 | 95,080 | (19) | 124% | 42,394 | (52,685) |
| Technical Services | 49,456 | 49,456 | 45,000 | 4 | 91% | - | (45,000) |
| Repairs & Maintenance | 2,093,768 | 2,093,768 | 1,078,625 | 1,015 | 52% | 2,063,982 | 985,357 |
| Supplies | 22,570 | 22,570 | 8,118 | 14 | 36% | 26,442 | 18,324 |
| Professional Services | 76,411 | 76,411 | 95,080 | (19) | 124% | 28,984 | (66,096) |
| Small Equipment | - | - | - | - | | - | - |
| Infrastructure | 4,197,964 | 4,197,964 | 1,332,360 | 2,866 | 32% | 311,146 | (1,021,214) |
| Operating Transfers to Multiple Grants Fund | - | - | - | - | | - | - |
| Public Works | 6,440,170 | 6,440,170 | 2,559,183 | 3,881 | 40% | 2,506,073 | (53,110) |
| Professional Services | - | - | - | - | | - | - |
| Sites | 4,293,000 | 4,293,000 | 2,583,635 | 1,709 | 60% | 5,232,287 | 2,648,652 |
| Site improvements | - | - | 156,914 | (157) | | - | (156,914) |
| Infrastructure | 499,891 | 499,891 | 12,971 | 487 | 3% | 5,683 | (7,289) |
| Machinery & Equipment | - | - | 4,995 | (5) | | 106,119 | 101,124 |
| Parks | 4,792,891 | 4,792,891 | 2,758,515 | 2,034 | 58% | 5,344,089 | 2,585,573 |
| Machinery & Equipment | 95,000 | 95,000 | 22,457 | 73 | 24% | - | (22,457) |
| Community Development | 95,000 | 95,000 | 22,457 | 73 | 24% | - | (22,457) |
| Total Expenditures | 13,377,635 | 13,377,635 | 5,490,439 | 7,887 | 41% | 8,249,354 | 2,758,916 |
| Total Revenues over/(under) Expenditures | 195,145 | 195,145 | 8,157,455 | 7,962 | 4180% | 5,888,250 | (2,269,204) |

#K.1.

City of Dunwoody
YTD Statement of Revenues and
Expenses Through December 31, 2012

| <i>Debt Service Fund</i> | Total Annual Budget | YTD Budget | YTD Actual | Variance | Prior YTD Actual | Flux |
|---|---------------------------|------------------|------------------|------------|----------------------|------------------------------------|
| | | | | (\$ '000) | (% of YTD Budget) | (Difference from Prior Year) |
| Revenues | | | | | | |
| Interest Revenue | - | - | - | - | 99 | 99 |
| Transfers from General Fund | 1,503,574 | 1,503,574 | 1,503,574 | - | 100% | 790,000 (713,574) |
| Transfers from E911 Fund | 62,000 | 62,000 | 62,000 | - | 100% | - (62,000) |
| Residual Equity Transfer In | - | - | - | - | | - |
| Total Revenues | 1,565,574 | 1,565,574 | 1,565,574 | - | 100% | 790,099 (775,475) |
| Expenditures | | | | | | |
| Lease Principal | 1,400,559 | 1,400,559 | 1,053,159 | 347 | 75% | 679,960 (373,199) |
| Lease Interest | 165,015 | 165,015 | 111,304 | 54 | 67% | 84,216 (27,088) |
| Total Expenditures | 1,565,574 | 1,565,574 | 1,369,159 | 196 | 87% | 764,176 (604,983) |
| Total Revenues over/(under) Expenditures | - | - | 196,415 | 196 | | 25,923 (170,492) |

City of Dunwoody
YTD Statement of Revenues and
Expenses Through December 31, 2012

#K.1.

| <i>Stormwater fund</i> | Total Annual Budget | YTD Budget | YTD Actual | Variance | Prior YTD Actual | Flux |
|------------------------|---------------------|------------|------------|-----------|-------------------|------------------------------|
| | | | | (\$ '000) | (% of YTD Budget) | (Difference from Prior Year) |

Revenues

| | | | | | | |
|-----------------------------|------------------|------------------|------------------|-----------|-------------|----------------------------|
| State Grants-Stormwater | - | - | - | - | | - |
| Stormwater Utility Charges | 1,711,564 | 1,711,564 | 1,804,012 | 92 | 105% | 1,269,452 (534,561) |
| Interest Revenue | 500 | 500 | 2,246 | 2 | 449% | 1,779 (466) |
| Donated Infrastructure | - | - | - | - | | - |
| Residual Equity Transfer In | - | - | - | - | | - |
| Use of Prior Year Reserves | - | - | - | - | | - |
| Total Revenues | 1,712,064 | 1,712,064 | 1,806,258 | 94 | 106% | 1,271,231 (535,027) |

Expenditures

| | | | | | | |
|---------------------------------------|------------------|------------------|------------------|------------|------------|---------------------------|
| Official/Admin Svcs | - | - | - | - | | - |
| Professional Services-Stormwater | 240,000 | 240,000 | 159,998 | 80 | 67% | 249,968 89,969 |
| Repairs & Maintenance | 1,134,763 | 1,134,763 | 1,072,827 | 62 | 95% | 807,674 (265,153) |
| Rep & Maint-Riprap Program | 15,000 | 15,000 | 9,000 | 6 | 60% | 9,428 428 |
| Printing & Binding | 1,000 | 1,000 | 2,313 | (1) | 231% | - (2,313) |
| Dues & Fees | 500 | 500 | 431 | 0 | 86% | 431 - |
| Licenses | - | - | - | - | | - |
| Purchased/ Contracted Services | 1,391,263 | 1,391,263 | 1,248,347 | 143 | 90% | 1,226,268 (22,079) |

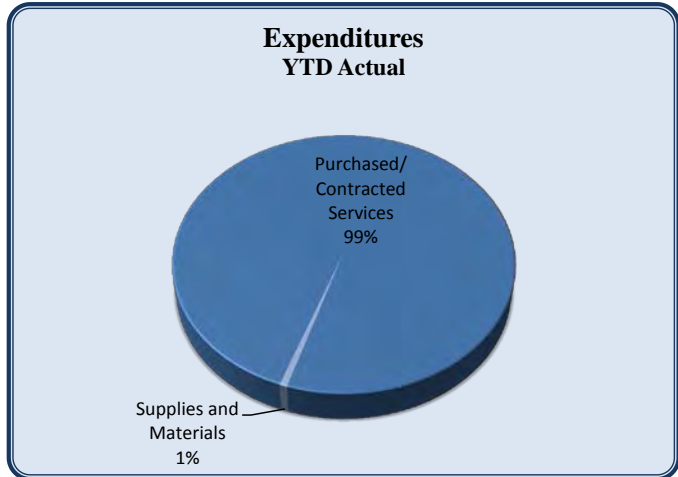
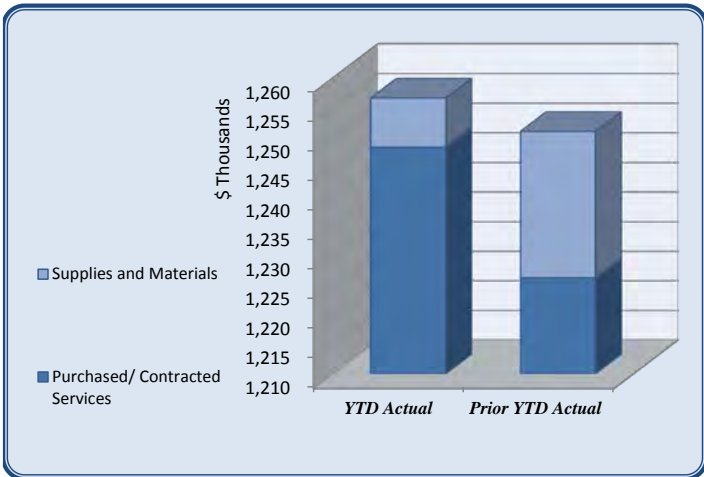
| | | | | | | |
|-------------------------------|---------------|---------------|--------------|-----------|------------|----------------------|
| Supplies | 26,300 | 26,300 | 8,251 | 18 | 31% | 24,725 16,474 |
| Books & Periodicals | 500 | 500 | - | 1 | 0% | - - |
| Small Equipment | 150 | 150 | - | 0 | 0% | - - |
| Supplies and Materials | 26,950 | 26,950 | 8,251 | 19 | 31% | 24,725 16,474 |

| | | | | | | |
|-----------------------|----------|----------|----------|----------|--|----------|
| Machinery & Equipment | - | - | - | - | | - |
| Capital Outlay | - | - | - | - | | - |

| | | | | | | |
|---------------------|----------|----------|----------|----------|--|----------|
| Capital Contingency | - | - | - | - | | - |
| Contingency | - | - | - | - | | - |

| | | | | | | |
|---------------------------|------------------|------------------|------------------|-----------|------------|--------------------------|
| Depreciation | - | - | 149,563 | (150) | | 350,716 201,154 |
| Total Expenditures | 1,418,213 | 1,418,213 | 1,406,161 | 12 | 99% | 1,601,709 195,548 |

| | | | | | | |
|---|----------------|----------------|----------------|------------|-------------|----------------------------|
| Total Revenues over/(under) Expenditures | 293,851 | 293,851 | 400,097 | 106 | 136% | (330,478) (730,575) |
|---|----------------|----------------|----------------|------------|-------------|----------------------------|



Convention Visitors' Bureau of Dunwoody
Monthly Statement of Revenues and Expenses
December 31, 2012

| CVB of Dunwoody | Variance | | | | |
|---|------------------------|----------------|----------------|----------------------|---------------------|
| | Total Annual Budget | YTD Budget | YTD Actual | (% of YTD Budget) | Prior YTD Actual |
| Fund Balance | 35,000 | 35,000 | 35,000 | 100% | |
| Revenues | | | | | |
| Interest Revenue | 2,400 | 2,400 | 1,721 | 72% | 3,474 |
| Other Revenue | - | - | 8,943 | | 3,536 |
| Tax Revenue | 738,000 | 738,000 | 739,888 | 100% | 693,607 |
| Total Revenues | 775,400 | 775,400 | 785,552 | 101% | 700,617 |
| Expenditures | | | | | |
| <i>Employees/Personnel</i> | | | | | |
| Salaries | 178,508 | 178,508 | 178,849 | 100% | 132,303 |
| Benefits | 26,776 | 26,776 | 13,982 | 52% | 10,920 |
| Payroll Taxes | 17,922 | 17,922 | 14,398 | 80% | 12,503 |
| Unemployment | - | - | - | | 259 |
| Medic | - | - | - | | 0 |
| <i>Total Employees/Personnel Expenditures</i> | <i>223,206</i> | <i>223,206</i> | <i>207,229</i> | <i>93%</i> | <i>155,985</i> |
| <i>Administrative</i> | | | | | |
| Depreciation Expense | - | - | 3,625 | | 302 |
| Legal & Professional Fees | 14,400 | 14,400 | 29,923 | 208% | 6,060 |
| Meeting Expense | - | - | - | | 583 |
| Rent | 27,794 | 27,794 | 26,357 | 95% | 19,839 |
| Insurance | 2,500 | 2,500 | 1,958 | 78% | 1,383 |
| Postage/Courier/Ovenight Mail | 2,400 | 2,400 | 1,644 | 68% | 570 |
| Telephone/Internet | 3,600 | 3,600 | 6,830 | 190% | 3,897 |
| Licenses & Fees | 15,000 | 15,000 | 3,613 | 24% | 3,887 |
| Miscellaneous | 2,400 | 2,400 | 2,599 | 108% | 5,896 |
| Office Expense | 3,000 | 3,000 | 6,113 | 204% | 4,349 |
| Vehicle Expenses | 1,800 | 1,800 | 3,108 | 173% | 1,032 |
| Small Equipment | - | - | 4,841 | | - |
| Furniture & Fixtures | 8,500 | 8,500 | - | 0% | - |
| <i>Total Administrative Expenditures</i> | <i>81,394</i> | <i>81,394</i> | <i>90,613</i> | <i>111%</i> | <i>47,799</i> |
| <i>Marketing</i> | | | | | |
| Graphic Design | 40,000 | 40,000 | 39,669 | 99% | 45,867 |
| Public Relations | 12,000 | 12,000 | 12,000 | 100% | 8,174 |
| Website Management | 60,000 | 60,000 | 56,909 | 95% | 77,699 |
| Website Marketing | - | - | 1,500 | | - |
| Advertising - Print | 183,000 | 183,000 | 165,986 | 91% | 157,557 |
| Advertising - Digital | - | - | 2,550 | | - |
| Printing | 25,000 | 25,000 | 8,645 | 35% | 15,905 |
| Travel | 12,000 | 12,000 | 12,959 | 108% | 13,451 |
| Dues & Subscriptions | 12,100 | 12,100 | 8,456 | 70% | 8,170 |
| Memberships | 10,000 | 10,000 | 7,664 | 77% | 15,888 |
| Photography | 6,500 | 6,500 | 6,850 | 105% | 642 |
| Meals & Entertainment | 1,800 | 1,800 | 3,388 | 188% | 3,398 |
| Miscellaneous | 6,000 | 6,000 | 529 | 9% | 1,090 |
| <i>Total Marketing Expenditures</i> | <i>368,400</i> | <i>368,400</i> | <i>327,104</i> | <i>89%</i> | <i>347,841</i> |
| <i>Promotional</i> | | | | | |
| Promotions | 24,000 | 24,000 | 18,984 | 79% | - |
| Community Development | 14,400 | 14,400 | 13,136 | 91% | 13,249 |
| Conventions and Trade Shows | 24,000 | 24,000 | 23,858 | 99% | 11,100 |
| Event Hosting & Site Visits | 15,000 | 15,000 | 8,472 | 56% | 8,600 |
| Sponsorships | 10,000 | 10,000 | 8,150 | 82% | 10,150 |
| Promotions | - | - | 805 | | - |
| Promotional Materials | 15,000 | 15,000 | 14,267 | 95% | 10,051 |
| <i>Total Promotional Expenditures</i> | <i>102,400</i> | <i>102,400</i> | <i>87,672</i> | <i>86%</i> | <i>53,151</i> |
| Total Expenditures | 775,400 | 775,400 | 712,619 | 92% | 604,775 |
| Total Revenues over/(under) Expenditures | - | (0) | 72,933 | | 95,842 |

| VENDOR I.D. | NAME | STATUS | CHECK DATE | AMOUNT | DISCOUNT | CHECK NO | CHECK STATUS | CHECK AMOUNT |
|-------------|--------------------------------|--------|--------------|--------|----------|----------|--------------|--------------|
| 001646 | PATC | | | | | | | |
| M-CHECK | PATC | UNPOST | V 12/20/2012 | | | 015746 | | 275.00 |
| 001247 | Northside Emergency Associatio | | | | | | | |
| M-CHECK | Northside Emergency Associatio | UNPOST | V 12/20/2012 | | | 015878 | | 504.00 |
| 1 | SEGURA, DAVID ALEXANDER | UNPOST | | | | | | |
| M-CHECK | SEGURA, DAVID ALEXANDER | UNPOST | V 12/12/2012 | | | 201634 | | 175.00 |
| 1 | DUHAME, DEREK CYRON | UNPOST | | | | | | |
| M-CHECK | DUHAME, DEREK CYRON | UNPOST | V 12/20/2012 | | | 201867 | | 283.00 |
| 1 | HORNE, ROBIN | UNPOST | | | | | | |
| M-CHECK | HORNE, ROBIN | UNPOST | V 12/27/2012 | | | 201902 | | 350.00 |

| * * T O T A L S * * | NO | INVOICE AMOUNT | DISCOUNTS | CHECK AMOUNT |
|---------------------|---------------|----------------|-----------|--------------|
| REGULAR CHECKS: | 0 | 0.00 | 0.00 | 0.00 |
| HAND CHECKS: | 0 | 0.00 | 0.00 | 0.00 |
| DRAFTS: | 0 | 0.00 | 0.00 | 0.00 |
| EFT: | 0 | 0.00 | 0.00 | 0.00 |
| NON CHECKS: | 0 | 0.00 | 0.00 | 0.00 |
| VOID CHECKS: | 5 VOID DEBITS | 0.00 | | |
| | VOID CREDITS | 1,587.00 | 0.00 | |

TOTAL ERRORS: 0

| | | | | | | |
|----------------|---------|---------|---|------|------|------|
| VENDOR SET: 01 | BANK: * | TOTALS: | 5 | 0.00 | 0.00 | 0.00 |
| BANK: * | | TOTALS: | 5 | 0.00 | 0.00 | 0.00 |

VENDOR SET: 01 City of Dunwoody, GA
BANK #K.1. 01 Suntrust Concentration
DATE RANGE: 12/01/2012 THRU 12/31/2012

| VENDOR I.D. | NAME | STATUS | CHECK DATE | AMOUNT | DISCOUNT | CHECK NO | CHECK STATUS | CHECK AMOUNT |
|-------------|--------------------|-------------------|-----------------|----------|----------|----------|--------------|--------------|
| 001145 | ETS Corporation | | | | | | | |
| | I-November 2012 | | D 12/01/2012 | | | 000000 | | |
| | 100 1516.523900.00 | Merchant Services | ETS Corporation | 1,276.85 | | | | 1,276.85 |

* * T O T A L S * *

| | NO | INVOICE AMOUNT | DISCOUNTS | CHECK AMOUNT |
|-----------------|----|-------------------|-----------|--------------|
| REGULAR CHECKS: | 0 | 0.00 | 0.00 | 0.00 |
| HAND CHECKS: | 0 | 0.00 | 0.00 | 0.00 |
| DRAFTS: | 1 | 0.00 | 0.00 | 1,276.85 |
| EFT: | 0 | 0.00 | 0.00 | 0.00 |
| NON CHECKS: | 0 | 0.00 | 0.00 | 0.00 |
| VOID CHECKS: | 0 | VOID DEBITS 0.00 | | |
| | | VOID CREDITS 0.00 | 0.00 | 0.00 |

TOTAL ERRORS: 0

** G/L ACCOUNT TOTALS **

| G/L ACCOUNT | NAME | AMOUNT |
|--------------------|--------------------|----------|
| 100 1516.523900.00 | Merchant Services | 1,276.85 |
| | *** FUND TOTAL *** | 1,276.85 |

| | | | | | | |
|----------------|----------|---------|---|------------|------|----------|
| VENDOR SET: 01 | BANK: 01 | TOTALS: | 1 | 1,276.85CR | 0.00 | 1,276.85 |
| BANK: 01 | TOTALS: | | 1 | 1,276.85CR | 0.00 | 1,276.85 |

| VENDOR I.D. | NAME | STATUS | CHECK DATE | AMOUNT | DISCOUNT | CHECK NO | CHECK STATUS | CHECK AMOUNT |
|--------------------|-----------------------|--------|------------|--------|----------|----------|--------------|--------------|
| 000022 | ADP | | | | | | | |
| I-415790464 | ADP | D | 12/28/2012 | | | 000000 | | |
| 100 1512.521200.00 | Professional Services | ADP | | 639.21 | | | | 639.21 |

| * * T O T A L S * * | NO | INVOICE AMOUNT | DISCOUNTS | CHECK AMOUNT |
|---------------------|----|-------------------|-----------|--------------|
| REGULAR CHECKS: | 0 | 0.00 | 0.00 | 0.00 |
| HAND CHECKS: | 0 | 0.00 | 0.00 | 0.00 |
| DRAFTS: | 1 | 0.00 | 0.00 | 639.21 |
| EFT: | 0 | 0.00 | 0.00 | 0.00 |
| NON CHECKS: | 0 | 0.00 | 0.00 | 0.00 |
| VOID CHECKS: | 0 | VOID DEBITS 0.00 | | |
| | | VOID CREDITS 0.00 | 0.00 | 0.00 |

TOTAL ERRORS: 0

** G/L ACCOUNT TOTALS **

| G/L ACCOUNT | NAME | AMOUNT |
|--------------------|-----------------------|--------|
| 100 1512.521200.00 | Professional Services | 639.21 |
| | *** FUND TOTAL *** | 639.21 |

| | | | | | | |
|----------------|----------|---------|---|----------|------|--------|
| VENDOR SET: 01 | BANK: 02 | TOTALS: | 1 | 639.21CR | 0.00 | 639.21 |
| BANK: 02 | TOTALS: | | 1 | 639.21CR | 0.00 | 639.21 |

| VENDOR I.D. | NAME | STATUS | CHECK DATE | AMOUNT | DISCOUNT | CHECK NO | CHECK STATUS | CHECK AMOUNT |
|----------------------|------------------------------|----------------------|------------|------------|----------|----------|--------------|--------------|
| 000022 | ADP | | | | | | | |
| I-415371728 | ADP | D | 12/14/2012 | | | 000000 | | |
| 100 1512.521200.00 | Professional Services | ADP | | 735.90 | | | | 735.90 |
| 000025 | Clark Patterson Lee | | | | | | | |
| I-12 12370.00 | Clark Patterson Lee | D | 12/31/2012 | | | 000000 | | |
| 100 7000.521100.01 | Official/Admin Svcs | Clark Patterson Lee | | 125,166.66 | | | | 125,166.66 |
| 000029 | Lowe Engineers | | | | | | | |
| I-13940 | Lowe Engineers | D | 12/28/2012 | | | 000000 | | |
| 100 4100.521100.01 | Official/Admin Svcs | Lowe Engineers | | 23,333.33 | | | | |
| 100 6200.521100.01 | Official/Admin Svcs | Lowe Engineers | | 12,500.00 | | | | |
| 560 4320.521200.09 | Prof Svcs-Stormwater | Lowe Engineers | | 10,000.00 | | | | 45,833.33 |
| 000073 | JAT Consulting Services, Inc | | | | | | | |
| I-12 | JAT Consulting Services, Inc | D | 12/28/2012 | | | 000000 | | |
| 100 1511.521100.01 | Official/Admin Svcs | JAT Consulting Servi | | 104,166.38 | | | | 104,166.38 |
| 000137 | Medcom Services, Inc | | | | | | | |
| I-11.25 - 12.02/2012 | Medcom Services, Inc | D | 12/02/2012 | | | 000000 | | |
| 100 0000.121300.16 | Flex Spending Ded Payable | Medcom Services, Inc | | 432.87 | | | | 432.87 |
| 000137 | Medcom Services, Inc | | | | | | | |
| I-12.02-12.09/2012 | Medcom Services, Inc | D | 12/08/2012 | | | 000000 | | |
| 100 0000.121300.16 | Flex Spending Ded Payable | Medcom Services, Inc | | 323.87 | | | | 323.87 |
| 000137 | Medcom Services, Inc | | | | | | | |
| I-12.16 - 12.23/2012 | Medcom Services, Inc | D | 12/23/2012 | | | 000000 | | |
| 100 0000.121300.16 | Flex Spending Ded Payable | Medcom Services, Inc | | 583.19 | | | | 583.19 |
| 000137 | Medcom Services, Inc | | | | | | | |
| I-12.23 - 12.30/2012 | Medcom Services, Inc | D | 12/30/2012 | | | 000000 | | |
| 100 0000.121300.16 | Flex Spending Ded Payable | Medcom Services, Inc | | 1,448.06 | | | | 1,448.06 |
| 001039 | Bank of America | | | | | | | |
| I-November 2012 | Bank of America | D | 12/22/2012 | | | 000000 | | |
| 100 0000.121110.00 | PCard A/P Control | Bank of America | | 54,472.03 | | | | 54,472.03 |
| 001480 | Interdev, LLC | | | | | | | |
| I-1000477 | Interdev, LLC | D | 12/28/2012 | | | 000000 | | |
| 100 1535.521100.01 | Official/Admin Svcs | Interdev, LLC | | 26,344.48 | | | | 26,344.48 |
| 001551 | Jacobs | | | | | | | |
| I-EEXF9500-12 | Jacobs | D | 12/28/2012 | | | 000000 | | |
| 100 1570.521100.01 | Official/Admin Svcs | Jacobs | | 15,181.25 | | | | 15,181.25 |

| VENDOR I.D. | NAME | STATUS | CHECK DATE | AMOUNT | DISCOUNT | CHECK NO | CHECK STATUS | CHECK AMOUNT |
|----------------------|--------------------------------|----------------------|------------|-----------|----------|----------|--------------|--------------|
| 000008 | CIT Technology Fin Serv Inc | | | | | | | |
| I-22449081 | CIT Technology Fin Serv Inc | R | 12/12/2012 | | | 015905 | | |
| 100 1565.522300.00 | Rentals | CIT Technology Fin S | | 703.00 | | | | 703.00 |
| 000094 | WEX BANK | | | | | | | |
| I-31287088 | WEX BANK | R | 12/12/2012 | | | 015906 | | |
| 100 3200.531270.00 | Gasoline | WEX BANK | | 15,170.53 | | | | 15,170.53 |
| 000138 | Riley McLendon, LLC | | | | | | | |
| I-6100.02 | Riley McLendon, LLC | R | 12/12/2012 | | | 015907 | | |
| 100 2650.521200.03 | Prof Svcs-Court Solicitor | Riley McLendon, LLC | | 6,830.00 | | | | 6,830.00 |
| 000149 | AT&T | | | | | | | |
| I-770396..1404001188 | AT&T | R | 12/12/2012 | | | 015908 | | |
| 100 1535.523200.00 | Communications | AT&T | | 78.82 | | | | 78.82 |
| 000149 | AT&T | | | | | | | |
| I-:77020698550011882 | AT&T | R | 12/12/2012 | | | 015909 | | |
| 100 1535.523200.00 | Communications | AT&T | | 77.66 | | | | 77.66 |
| 000150 | Fidelity Security Life Insuran | | | | | | | |
| I-2026554 | Fidelity Security Life Insuran | R | 12/12/2012 | | | 015910 | | |
| 100 0000.121300.12 | EE-Vision Payable | Fidelity Security Li | | 351.44 | | | | 351.44 |
| 000151 | Wolfe, Timothy W. | | | | | | | |
| I-11/30/2012 | Wolfe, Timothy W. | R | 12/12/2012 | | | 015911 | | |
| 100 2650.521200.00 | Prof Svcs | Wolfe, Timothy W. | | 350.00 | | | | 350.00 |
| 000156 | Powell, Hugh R | | | | | | | |
| I-1844 | Powell, Hugh R | R | 12/12/2012 | | | 015912 | | |
| 100 2650.521200.00 | Prof Svcs | Powell, Hugh R | | 1,050.00 | | | | 1,050.00 |
| 000163 | Metro Materials Inc. | | | | | | | |
| I-26523 | Metro Materials Inc. | R | 12/12/2012 | | | 015913 | | |
| 100 4200.531100.00 | Supplies | Metro Materials Inc. | | 270.01 | | | | |
| I-27336 | Metro Materials Inc. | R | 12/12/2012 | | | 015913 | | |
| 100 4200.531100.00 | Supplies | Metro Materials Inc. | | 1,669.04 | | | | |
| I-27768 | Metro Materials Inc. | R | 12/12/2012 | | | 015913 | | |
| 100 4200.531100.00 | Supplies | Metro Materials Inc. | | 1,119.65 | | | | 3,058.70 |
| 000165 | Vulcan Materials Company | | | | | | | |
| I-102-211005 | Vulcan Materials Company | R | 12/12/2012 | | | 015914 | | |
| 560 4320.531100.00 | Supplies | Vulcan Materials Com | | 315.00 | | | | |
| I-102-211263 | Vulcan Materials Company | R | 12/12/2012 | | | 015914 | | |
| 560 4320.531100.00 | Supplies | Vulcan Materials Com | | 315.00 | | | | |
| I-841-211172 | Vulcan Materials Company | R | 12/12/2012 | | | 015914 | | |
| 100 4200.531100.00 | Supplies | Vulcan Materials Com | | 546.00 | | | | 1,176.00 |

| VENDOR I.D. | NAME | STATUS | CHECK DATE | AMOUNT | DISCOUNT | CHECK NO | CHECK STATUS | CHECK AMOUNT |
|--------------------|--------------------------------|----------------------|------------|-----------|----------|----------|--------------|--------------|
| 000183 | Sprint | | | | | | | |
| I-570839599-044 | Sprint | R | 12/12/2012 | | | 015915 | | |
| 100 3200.523200.00 | Communications | Sprint | | 2,050.27 | | | | 2,050.27 |
| 000196 | Roadworx | | | | | | | |
| I-58319 | Roadworx | R | 12/12/2012 | | | 015916 | | |
| 100 6200.522200.06 | R&M-Parks | Roadworx | | 9,525.00 | | | | |
| I-58321 | Roadworx | R | 12/12/2012 | | | 015916 | | |
| 100 4200.522200.02 | R&M - Street Maintenance | Roadworx | | 36,157.89 | | | | 45,682.89 |
| 000206 | Georgia Power | | | | | | | |
| I-November 2012 | Georgia Power | R | 12/12/2012 | | | 015917 | | |
| 100 4100.531230.00 | Electricity | Georgia Power | | 35,745.95 | | | | |
| 100 6200.531230.00 | Utilities | Georgia Power | | 6,303.61 | | | | 42,049.56 |
| 000240 | LexisNexis | | | | | | | |
| I-12113979713 | LexisNexis | R | 12/12/2012 | | | 015918 | | |
| 100 1530.521300.00 | Technical Services | LexisNexis | | 187.65 | | | | 187.65 |
| 001009 | Kimley-Horn and Associates, In | | | | | | | |
| I-01924003-0812 | Kimley-Horn and Associates, In | R | 12/12/2012 | | | 015919 | | |
| 350 6200.541200.00 | Site improvements | Kimley-Horn and Asso | | 13,700.00 | | | | 13,700.00 |
| 001023 | Victoria Clearfield | | | | | | | |
| I-November 30 2012 | Victoria Clearfield | R | 12/12/2012 | | | 015920 | | |
| 100 2650.521300.00 | Technical Svcs | Victoria Clearfield | | 660.00 | | | | |
| I-October 31 2012 | Victoria Clearfield | R | 12/12/2012 | | | 015920 | | |
| 100 2650.521300.00 | Technical Svcs | Victoria Clearfield | | 1,110.00 | | | | 1,770.00 |
| 001027 | Traffic Data Collection, Inc | | | | | | | |
| I-12515.04 | Traffic Data Collection, Inc | R | 12/12/2012 | | | 015921 | | |
| 350 4200.541400.00 | Infrastructure | Traffic Data Collect | | 119.00 | | | | 119.00 |
| 001029 | Georgia Local Government Perso | | | | | | | |
| I-Stojka, Nicole | Georgia Local Government Perso | R | 12/12/2012 | | | 015922 | | |
| 100 0000.113800.00 | Prepaid Items | Georgia Local Govern | | 50.00 | | | | 50.00 |
| 001045 | Specialty Engraving, Inc | | | | | | | |
| I-219415 | Specialty Engraving, Inc | R | 12/12/2012 | | | 015923 | | |
| 100 3200.531100.00 | Supplies-General | Specialty Engraving, | | 32.00 | | | | 32.00 |
| 001074 | A Divine Event | | | | | | | |
| I-E13091 | A Divine Event | R | 12/12/2012 | | | 015924 | | |
| 100 0000.115300.02 | Holiday Lunch | A Divine Event | | 3,596.16 | | | | 3,596.16 |

| VENDOR I.D. | NAME | STATUS | CHECK DATE | AMOUNT | DISCOUNT | CHECK NO | CHECK STATUS | CHECK AMOUNT |
|--------------------|--------------------------------|----------------------|------------|----------|----------|----------|--------------|--------------|
| 001107 | TerraMark | | | | | | | |
| I-T2011-024-6692 | TerraMark | R | 12/12/2012 | | | 015925 | | |
| 350 6200.541100.00 | Sites | TerraMark | | 1,312.50 | | | | 1,312.50 |
| 001245 | Communit-Y Health network | | | | | | | |
| I-A13-40005 | Communit-Y Health network | R | 12/12/2012 | | | 015926 | | |
| 100 0000.113800.00 | Prepaid Items | Communit-Y Health ne | | 1,188.00 | | | | 1,188.00 |
| 001316 | Lose and Associates | | | | | | | |
| I-20121172 | Lose and Associates | R | 12/12/2012 | | | 015927 | | |
| 100 6200.521200.00 | Professional Services | Lose and Associates | | 5,475.00 | | | | 5,475.00 |
| 001328 | LexisNexis Risk Data Managemen | | | | | | | |
| I-1502895-20121130 | LexisNexis Risk Data Managemen | R | 12/12/2012 | | | 015928 | | |
| 100 1511.521300.00 | Technical Services | LexisNexis Risk Data | | 50.00 | | | | 50.00 |
| 001333 | E. Harriman Construction, Inc. | | | | | | | |
| I-12-1204 | E. Harriman Construction, Inc. | R | 12/12/2012 | | | 015929 | | |
| 100 4200.522200.02 | R&M - Street Maintenance | E. Harriman Construc | | 8,341.00 | | | | 8,341.00 |
| 001345 | JEL Consulting Group, LLC | | | | | | | |
| I-December 2012 | JEL Consulting Group, LLC | R | 12/12/2012 | | | 015930 | | |
| 100 7000.521200.00 | Prof Svcs | JEL Consulting Group | | 2,500.00 | | | | 2,500.00 |
| 001368 | Cotangent Technical Services, | | | | | | | |
| I-Cotang#004/12 | Cotangent Technical Services, | R | 12/12/2012 | | | 015931 | | |
| 350 4200.541400.00 | Infrastructure | Cotangent Technical | | 5,552.30 | | | | 5,552.30 |
| 001414 | Geo-Hydro Engineers, Inc. | | | | | | | |
| I-44810 | Geo-Hydro Engineers, Inc. | R | 12/12/2012 | | | 015932 | | |
| 350 4200.541400.00 | Infrastructure | Geo-Hydro Engineers, | | 3,834.50 | | | | 3,834.50 |
| 001426 | A&A Plumbing | | | | | | | |
| I-209 | A&A Plumbing | R | 12/12/2012 | | | 015933 | | |
| 100 6200.522200.06 | R&M-Parks | A&A Plumbing | | 225.00 | | | | |
| I-210 | A&A Plumbing | R | 12/12/2012 | | | 015933 | | |
| 100 6200.522200.06 | R&M-Parks | A&A Plumbing | | 325.00 | | | | |
| I-211 | A&A Plumbing | R | 12/12/2012 | | | 015933 | | |
| 100 6200.522200.06 | R&M-Parks | A&A Plumbing | | 4,340.00 | | | | |
| I-221 | A&A Plumbing | R | 12/12/2012 | | | 015933 | | |
| 100 6200.522200.06 | R&M-Parks | A&A Plumbing | | 160.00 | | | | 5,050.00 |
| 001434 | Michael M. Hawkins | | | | | | | |
| I-DEC2012 | Michael M. Hawkins | R | 12/12/2012 | | | 015934 | | |
| 100 2650.521200.00 | Prof Svcs | Michael M. Hawkins | | 350.00 | | | | 350.00 |

| VENDOR I.D. | NAME | STATUS | CHECK DATE | AMOUNT | DISCOUNT | CHECK NO | CHECK STATUS | CHECK AMOUNT |
|-------------|--|--------|------------|-------------------|----------|------------------|--------------|--------------|
| 001617 | Johnson Landscape, Inc. dba Ve I-Application 3 350 4200.541400.00 | R | 12/12/2012 | 228,718.28 | | 015935 | | 228,718.28 |
| 001632 | Lewallen Construction Company I-10469 350 6200.541200.00 | R | 12/12/2012 | 9,408.15 | | 015936 | | 9,408.15 |
| 001653 | Ewe-niversally Green I-002 100 6200.522200.06 | R | 12/12/2012 | 5,440.00 | | 015937 | | 5,440.00 |
| 001666 | The Forbes Group I-1201 100 1540.521200.00 | R | 12/12/2012 | 4,725.00 | | 015938 | | 4,725.00 |
| 001667 | APMS I-1593 100 0000.113800.00 | R | 12/12/2012 | 3,845.00 | | 015939 | | 3,845.00 |
| 1 | Johnny Rutherford Electric I-Johnny Rutherford 100 0000.323100.00 | R | 12/12/2012 | 29.15 | | 015940 | | 29.15 |
| 000021 | Employment Screening Services I-143291 100 3200.521200.00 | R | 12/28/2012 | 30.00 | | 015941 | | 30.00 |
| 000061 | Blue Cross Blue Shield I-8977108 100 3200.512100.00 | R | 12/28/2012 | 165.80 | | 015942 | | 165.80 |
| 000067 | Chief Law Enforcement Supply I-151760 100 3200.531100.03 I-158257 100 3200.531100.03 | R | 12/28/2012 | 43.50 1,514.80 | | 015943 015943 | | 1,558.30 |
| 000074 | Standard Insurance I-January 2013 100 0000.113800.00 | R | 12/28/2012 | 4,289.00 | | 015944 | | 4,289.00 |
| 000088 | Dekalb County Tax Commissioner I-18.34401007 350 6200.541100.00 | R | 12/28/2012 | 463.53 | | 015945 | | 463.53 |

| VENDOR I.D. | NAME | STATUS | CHECK DATE | AMOUNT | DISCOUNT | CHECK NO | CHECK STATUS | CHECK AMOUNT |
|--------------------|--------------------------------|--------|----------------------|-----------|----------|----------|--------------|--------------|
| 000088 | Dekalb County Tax Commissioner | | | | | | | |
| I-1834401010 | Dekalb County Tax Commissioner | R | 12/28/2012 | | | 015946 | | |
| 350 6200.541100.00 | Sites | | Dekalb County Tax Co | 408.07 | | | | 408.07 |
| 000094 | WEX BANK | | | | | | | |
| I-31451334 | WEX BANK | R | 12/28/2012 | | | 015947 | | |
| 100 3200.531270.00 | Gasoline | | WEX BANK | 2,500.75 | | | | 2,500.75 |
| 000118 | Peace Officers' | | | | | | | |
| I-December 2012 | Peace Officers' | R | 12/28/2012 | | | 015948 | | |
| 100 0000.121300.15 | POAB Deduction Payable | | Peace Officers' | 600.00 | | | | 600.00 |
| 000126 | Riverside Manufacturing Compan | | | | | | | |
| C-5122097001 | Riverside Manufacturing Compan | R | 12/28/2012 | | | 015949 | | |
| 100 3200.531100.03 | Supplies-Uniforms | | Riverside Manufactur | 86.37CR | | | | |
| I-5123610001 | Riverside Manufacturing Compan | R | 12/28/2012 | | | 015949 | | |
| 100 3200.531100.03 | Supplies-Uniforms | | Riverside Manufactur | 71.21 | | | | |
| I-5125731001 | Riverside Manufacturing Compan | R | 12/28/2012 | | | 015949 | | |
| 100 3200.531100.03 | Supplies-Uniforms | | Riverside Manufactur | 106.81 | | | | 91.65 |
| 000138 | Riley McLendon, LLC | | | | | | | |
| I-60950 | Riley McLendon, LLC | R | 12/28/2012 | | | 015950 | | |
| 100 1530.521200.01 | Prof Svcs-Legal | | Riley McLendon, LLC | 12,500.00 | | | | |
| I-60951 | Riley McLendon, LLC | R | 12/28/2012 | | | 015950 | | |
| 100 1530.521200.02 | Prof Svcs-Litigation | | Riley McLendon, LLC | 615.00 | | | | |
| I-60954 | Riley McLendon, LLC | R | 12/28/2012 | | | 015950 | | |
| 100 2650.521200.03 | Prof Svcs-Court Solicitor | | Riley McLendon, LLC | 4,780.00 | | | | |
| I-60955 | Riley McLendon, LLC | R | 12/28/2012 | | | 015950 | | |
| 100 1530.521200.01 | Prof Svcs-Legal | | Riley McLendon, LLC | 78.00 | | | | |
| I-60984 | Riley McLendon, LLC | R | 12/28/2012 | | | 015950 | | |
| 100 2650.521200.03 | Prof Svcs-Court Solicitor | | Riley McLendon, LLC | 3,020.00 | | | | 20,993.00 |
| 000156 | Powell, Hugh R | | | | | | | |
| I-1849 | Powell, Hugh R | R | 12/28/2012 | | | 015951 | | |
| 100 2650.521200.00 | Prof Svcs | | Powell, Hugh R | 1,400.00 | | | | 1,400.00 |
| 000163 | Metro Materials Inc. | | | | | | | |
| I-100 | Metro Materials Inc. | R | 12/28/2012 | | | 015952 | | |
| 100 4200.531100.00 | Supplies | | Metro Materials Inc. | 249.90 | | | | |
| I-27889 | Metro Materials Inc. | R | 12/28/2012 | | | 015952 | | |
| 100 4200.531100.00 | Supplies | | Metro Materials Inc. | 998.35 | | | | |
| I-28031 | Metro Materials Inc. | R | 12/28/2012 | | | 015952 | | |
| 100 4200.531100.00 | Supplies | | Metro Materials Inc. | 905.72 | | | | 2,153.97 |

| VENDOR I.D. | NAME | STATUS | CHECK DATE | AMOUNT | DISCOUNT | CHECK NO | CHECK STATUS | CHECK AMOUNT |
|--------------------|--------------------------------|----------------------|------------|-----------|----------|----------|--------------|--------------|
| 000165 | Vulcan Materials Company | | | | | | | |
| I-10283859 | Vulcan Materials Company | R | 12/28/2012 | | | 015953 | | |
| 100 4200.531100.00 | Supplies | Vulcan Materials Com | | 744.80 | | | | |
| I-10294042 | Vulcan Materials Company | R | 12/28/2012 | | | 015953 | | |
| 100 4200.531100.00 | Supplies | Vulcan Materials Com | | 640.33 | | | | |
| I-10298464 | Vulcan Materials Company | R | 12/28/2012 | | | 015953 | | |
| 100 4200.531100.00 | Supplies | Vulcan Materials Com | | 564.90 | | | | 1,950.03 |
| 000196 | Roadworx | | | | | | | |
| I-58320 | Roadworx | R | 12/28/2012 | | | 015954 | | |
| 560 4320.522200.00 | Repairs & Maintenance | Roadworx | | 34,351.15 | | | | |
| 100 4200.522200.00 | R&M-Signs | Roadworx | | 812.50 | | | | |
| I-58324 | Roadworx | R | 12/28/2012 | | | 015954 | | |
| 100 4200.522200.03 | R&M - Traffic Signals | Roadworx | | 32,538.59 | | | | 67,702.24 |
| 000197 | AVTech Services | | | | | | | |
| I-120396 | AVTech Services | R | 12/28/2012 | | | 015955 | | |
| 100 1535.531600.00 | Small Equipment | AVTech Services | | 933.17 | | | | 933.17 |
| 000211 | GIRMA | | | | | | | |
| I-182833 | GIRMA | R | 12/28/2012 | | | 015956 | | |
| 100 1530.521200.02 | Prof Svcs-Litigation | GIRMA | | 4,703.50 | | | | 4,703.50 |
| 000216 | Strategic Datacom Inc | | | | | | | |
| I-8218 | Strategic Datacom Inc | R | 12/28/2012 | | | 015957 | | |
| 215 3800.523200.00 | Communications | Strategic Datacom In | | 363.50 | | | | |
| I-8224 | Strategic Datacom Inc | R | 12/28/2012 | | | 015957 | | |
| 100 1535.523200.00 | Communications | Strategic Datacom In | | 831.50 | | | | 1,195.00 |
| 000229 | Sungard Public Sector Inc | | | | | | | |
| I-59448 | Sungard Public Sector Inc | R | 12/28/2012 | | | 015958 | | |
| 100 3200.531600.00 | Small Equipment | Sungard Public Secto | | 9,840.00 | | | | 9,840.00 |
| 000245 | FedEx | | | | | | | |
| I-209446858 | FedEx | R | 12/28/2012 | | | 015959 | | |
| 100 3200.523200.00 | Communications | FedEx | | 110.87 | | | | |
| I-210108101 | FedEx | R | 12/28/2012 | | | 015959 | | |
| 100 1512.523200.00 | Communications | FedEx | | 7.34 | | | | |
| 350 6200.541100.00 | Sites | FedEx | | 9.76 | | | | 127.97 |
| 000262 | Dunwoody Chamber of Commerce I | | | | | | | |
| I-3490 | Dunwoody Chamber of Commerce I | R | 12/28/2012 | | | 015960 | | |
| 100 0000.113800.00 | Prepaid Items | Dunwoody Chamber of | | 1,500.00 | | | | 1,500.00 |

| VENDOR I.D. | NAME | STATUS | CHECK DATE | AMOUNT | DISCOUNT | CHECK NO | CHECK STATUS | CHECK AMOUNT |
|--------------------|--------------------------------|----------------------|------------|------------|----------|----------|--------------|--------------|
| 000271 | Georgia Bureau of Investigatio | | | | | | | |
| I-335-239955 | Georgia Bureau of Investigatio | R | 12/28/2012 | | | 015961 | | |
| 100 3200.521300.00 | Technical Svcs | Georgia Bureau of In | | 1,151.00 | | | | 1,151.00 |
| 000284 | Aflac | | | | | | | |
| I-616362 | Aflac | R | 12/28/2012 | | | 015962 | | |
| 100 0000.121300.18 | AFLAC Deductions Payable | Aflac | | 1,274.30 | | | | 1,274.30 |
| 000313 | Atlanta Area Council | | | | | | | |
| I-Dunwoody Police | Atlanta Area Council | R | 12/28/2012 | | | 015963 | | |
| 100 0000.113800.00 | Prepaid Items | Atlanta Area Council | | 255.00 | | | | 255.00 |
| 000331 | Tyler Technologies, Inc | | | | | | | |
| I-025-57707 | Tyler Technologies, Inc | R | 12/28/2012 | | | 015964 | | |
| 100 2650.522200.00 | Repairs & Maintenance | Tyler Technologies, | | 200.00 | | | | 200.00 |
| 001009 | Kimley-Horn and Associates, In | | | | | | | |
| I-019124003-1112 | Kimley-Horn and Associates, In | R | 12/28/2012 | | | 015965 | | |
| 350 6200.541200.00 | Site improvements | Kimley-Horn and Asso | | 34,238.75 | | | | |
| I-5010869 | Kimley-Horn and Associates, In | R | 12/28/2012 | | | 015965 | | |
| 350 6200.541200.00 | Site improvements | Kimley-Horn and Asso | | 1,566.39 | | | | 35,805.14 |
| 001014 | Allison Elizabeth McCarthy | | | | | | | |
| I-00007990,1,2 | Allison Elizabeth McCarthy | R | 12/28/2012 | | | 015966 | | |
| 100 2650.521200.04 | Prof Svcs-Public Defender | Allison Elizabeth Mc | | 120.00 | | | | |
| I-00018968,9,0 | Allison Elizabeth McCarthy | R | 12/28/2012 | | | 015966 | | |
| 100 2650.521200.04 | Prof Svcs-Public Defender | Allison Elizabeth Mc | | 120.00 | | | | |
| I-21060 | Allison Elizabeth McCarthy | R | 12/28/2012 | | | 015966 | | |
| 100 2650.521200.04 | Prof Svcs-Public Defender | Allison Elizabeth Mc | | 170.00 | | | | 410.00 |
| 001023 | Victoria Clearfield | | | | | | | |
| I-12.17.2012 | Victoria Clearfield | R | 12/28/2012 | | | 015967 | | |
| 100 2650.521300.00 | Technical Svcs | Victoria Clearfield | | 660.00 | | | | 660.00 |
| 001026 | Guardian - Appleton | | | | | | | |
| I-January 2013 | Guardian - Appleton | R | 12/28/2012 | | | 015968 | | |
| 100 0000.113800.00 | Prepaid Items | Guardian - Appleton | | 4,553.48 | | | | 4,553.48 |
| 001027 | Traffic Data Collection, Inc | | | | | | | |
| I-12515.03 | Traffic Data Collection, Inc | R | 12/28/2012 | | | 015969 | | |
| 350 4200.541400.00 | Infrastructure | Traffic Data Collect | | 476.00 | | | | 476.00 |
| 001056 | BB&T | | | | | | | |
| I-0421153-001 | BB&T | R | 12/28/2012 | | | 015970 | | |
| 100 0000.113800.00 | Prepaid Items | BB&T | | 653,053.08 | | | | 653,053.08 |

| VENDOR I.D. | NAME | STATUS | CHECK DATE | AMOUNT | DISCOUNT | CHECK NO | CHECK STATUS | CHECK AMOUNT |
|-------------|--|--------|------------|---------------------------------|----------|----------|--------------|--------------|
| 001057 | Hardy Surveying Group, LLC I-HSG12-054 100 1530.521200.00 | R | 12/28/2012 | 5,500.00 | | 015971 | | 5,500.00 |
| 001097 | US Department of Homeland Secu I-SAVE-311358 100 1516.521300.00 | R | 12/28/2012 | 25.00 | | 015972 | | 25.00 |
| 001187 | APG PCE, LLC I-January 2013 100 0000.123310.00 100 1565.531230.00 100 3200.522200.00 | R | 12/28/2012 | 40,874.60 1,843.75 315.00 | | 015973 | | 43,033.35 |
| 001258 | Metro Awards I-30824 100 1110.531100.00 | R | 12/28/2012 | 203.43 | | 015974 | | 203.43 |
| 001281 | Phase 3 Media I-0038613-IN 100 7000.523400.00 | R | 12/28/2012 | 31.25 | | 015975 | | 31.25 |
| 001348 | Michael Starling I-December 2012 100 7000.531100.00 100 7000.531300.00 | R | 12/28/2012 | 46.80 23.51 | | 015976 | | 70.31 |
| 001414 | Geo-Hydro Engineers, Inc. I-201212201933 560 4320.521200.08 | R | 12/28/2012 | 3,777.50 | | 015977 | | 3,777.50 |
| 001419 | Mulcahy Accounting & Risk Cons I-2012-12 100 1511.521200.00 | R | 12/28/2012 | 1,291.66 | | 015978 | | 1,291.66 |
| 001421 | Chattahoochee River 911 Author I-January 2013 215 3800.571000.00 | R | 12/28/2012 | 89,583.33 | | 015979 | | 89,583.33 |
| 001428 | Georgia Interpreting Services I-65085 100 2650.521300.00 | R | 12/28/2012 | 192.21 | | 015980 | | 192.21 |

| VENDOR I.D. | NAME | STATUS | CHECK DATE | AMOUNT | DISCOUNT | CHECK NO | CHECK STATUS | CHECK AMOUNT |
|-------------|--|--------|------------|-----------|----------|----------|--------------|--------------|
| 001436 | Rebecca Keefer I-Commission Meeting 100 7000.531300.00 | | 12/28/2012 | | | 015981 | | |
| | Rebecca Keefer Food | R | 12/28/2012 | 29.51 | | | | 29.51 |
| 001444 | Kenneth Wickham I-12/12/2012 100 2650.521200.00 | | 12/28/2012 | | | 015982 | | |
| | Kenneth Wickham Prof Svcs | R | 12/28/2012 | 350.00 | | | | 350.00 |
| 001447 | Jeffery Law Group, LLC I-MCD-0003 100 2650.521200.04 | | 12/28/2012 | | | 015983 | | |
| | Jeffery Law Group, LLC Prof Svcs-Public Defender | R | 12/28/2012 | 491.00 | | | | 491.00 |
| 001477 | Gresham, Smith and Partners I-0661158 350 4200.541400.00 | | 12/28/2012 | | | 015984 | | |
| | Gresham, Smith and Partners Infrastructure | R | 12/28/2012 | 24,971.26 | | | | 24,971.26 |
| 001492 | James Duncan and Associates, I I-386-11-12 100 7000.521200.00 | | 12/28/2012 | | | 015985 | | |
| | James Duncan and Associates, I Prof Svcs | R | 12/28/2012 | 12,640.00 | | | | 12,640.00 |
| 001505 | Cityworks Azteca Systems, Inc I-7829 100 4100.521300.00 | | 12/28/2012 | | | 015986 | | |
| | Cityworks Azteca Systems, Inc Technical Services | R | 12/28/2012 | 11,390.00 | | | | 11,390.00 |
| 001510 | Premier Tree and Shrub Care, L I-7383 100 6200.522200.06 100 4200.522200.05 560 4320.522200.00 | | 12/28/2012 | | | 015987 | | |
| | Premier Tree and Shrub Care, L R&M-Parks | R | 12/28/2012 | 20,500.00 | | | | |
| | R&M - Right of Way Maint | | | 583.33 | | | | |
| | Repairs & Maintenance | | | 655.00 | | | | 21,738.33 |
| 001511 | Kerestes-Martin Associates Inc I-1211.03-01 350 4200.521200.00 | | 12/28/2012 | | | 015988 | | |
| | Kerestes-Martin Associates Inc Professional Services | R | 12/28/2012 | 2,774.10 | | | | 2,774.10 |
| 001517 | Southern Premier Contractors, I-201212201931 560 4320.522200.00 I-DUN-123A 560 4320.522200.00 | | 12/28/2012 | | | 015989 | | |
| | Lakesprings Ct Repairs & Maintenance | R | 12/28/2012 | 22,290.49 | | | | |
| | Southern Premier Contractors, Repairs & Maintenance | R | 12/28/2012 | 1,060.00 | | | | 23,350.49 |
| 001542 | Southeastern Engineering Inc (I-201212201940 560 4320.521200.09 | | 12/28/2012 | | | 015990 | | |
| | INSPECTION REPORTS Prof Svcs-Stormwater | R | 12/28/2012 | 8,500.00 | | | | 8,500.00 |

| VENDOR I.D. | NAME | STATUS | CHECK DATE | AMOUNT | DISCOUNT | CHECK NO | CHECK STATUS | CHECK AMOUNT |
|--------------------|--------------------------------|----------------------|------------|-----------|----------|----------|--------------|--------------|
| 001591 | Greater Perimeter Business Exp | | | | | | | |
| I-146 | Greater Perimeter Business Exp | R | 12/28/2012 | | | 015991 | | |
| 100 7000.531300.00 | Food | Greater Perimeter Bu | | 1,750.00 | | | | 1,750.00 |
| 00159b | Pitney Bowes Global Financial | | | | | | | |
| I-9938656-DC12 | Pitney Bowes Global Financial | R | 12/28/2012 | | | 015992 | | |
| 100 1565.522300.00 | Rentals | Pitney Bowes Global | | 771.00 | | | | 771.00 |
| 001605 | Planners & Engineers Collabora | | | | | | | |
| I-201212111930 | EQUESTRIAN/PEELER | R | 12/28/2012 | | | 015993 | | |
| 100 4100.521200.00 | Prof Svcs | EQUESTRIAN/PEELER | | 2,450.00 | | | | 2,450.00 |
| 001623 | Unlimited Property Services, L | | | | | | | |
| I-201212201932 | Pipe Farm work | R | 12/28/2012 | | | 015994 | | |
| 350 4200.541100.00 | Sites | Pipe Farm work | | 6,895.00 | | | | |
| I-9 | Unlimited Property Services, L | R | 12/28/2012 | | | 015994 | | |
| 350 6200.541100.00 | Sites | Unlimited Property S | | 8,900.00 | | | | 15,795.00 |
| 001636 | Carothers & Mitchell, LLC | | | | | | | |
| I-22513 | Carothers & Mitchell, LLC | R | 12/28/2012 | | | 015995 | | |
| 100 1530.521200.02 | Prof Svcs-Litigation | Carothers & Mitchell | | 2,475.00 | | | | 2,475.00 |
| 001651 | JAMS | | | | | | | |
| I-0002767664-440 | JAMS | R | 12/28/2012 | | | 015996 | | |
| 100 1530.521200.02 | Prof Svcs-Litigation | JAMS | | 4,486.59 | | | | 4,486.59 |
| 001656 | De Lage Landen | | | | | | | |
| I-16003287 | De Lage Landen | R | 12/28/2012 | | | 015997 | | |
| 100 3200.523200.00 | Communications | De Lage Landen | | 363.95 | | | | 363.95 |
| 001665 | Garner & Still | | | | | | | |
| I-DTS-11266A | Garner & Still | R | 12/28/2012 | | | 015998 | | |
| 100 1530.521200.02 | Prof Svcs-Litigation | Garner & Still | | 150.00 | | | | 150.00 |
| 001669 | Georgia Municipal Association | | | | | | | |
| I-20131125 | Georgia Municipal Association | R | 12/28/2012 | | | 015999 | | |
| 100 0000.113800.00 | Prepaid Items | Georgia Municipal As | | 26,090.25 | | | | 26,090.25 |
| 001670 | Portis Building and Interiors, | | | | | | | |
| I-209-2493 | Portis Building and Interiors, | R | 12/28/2012 | | | 016000 | | |
| 100 1565.522200.00 | Repairs & Maintenance | Portis Building and | | 3,675.37 | | | | 3,675.37 |
| 001671 | Red The Uniform Tailor | | | | | | | |
| I-00258814 | Red The Uniform Tailor | R | 12/28/2012 | | | 016001 | | |
| 100 3200.531100.03 | Supplies-Uniforms | Red The Uniform Tail | | 3,131.64 | | | | 3,131.64 |

| VENDOR I.D. | NAME | STATUS | CHECK DATE | AMOUNT | DISCOUNT | CHECK NO | CHECK STATUS | CHECK AMOUNT |
|--------------------|--------------------------------|----------------------|------------|----------|----------|----------|--------------|--------------|
| 001672 | Sarah Louise Gonzalez | | | | | | | |
| I-0000042 | Sarah Louise Co. | R | 12/28/2012 | | | 016002 | | |
| 100 1513.523400.00 | Printing & Binding | Sarah Louise Co. | | 1,600.00 | | | | 1,600.00 |
| 1 | Dwight E Winkley Construction | | | | | | | |
| I-Dwight E Winkley | Dwight E Winkley Construction: | R | 12/28/2012 | | | 016003 | | |
| 100 0000.323100.00 | Bldg Structures & Equipment | Dwight E Winkley Con | | 33.00 | | | | 33.00 |
| 1 | Joe Morris | | | | | | | |
| I-Joe Morris | Joe Morris: | R | 12/28/2012 | | | 016004 | | |
| 100 0000.127103.00 | Special Event Sign Dep Payable | Joe Morris: | | 100.00 | | | | 100.00 |

| * * T O T A L S * * | NO | INVOICE AMOUNT | DISCOUNTS | CHECK AMOUNT |
|---------------------|---------------|----------------|-----------|--------------|
| REGULAR CHECKS: | 100 | 0.00 | 0.00 | 1,557,161.07 |
| HAND CHECKS: | 0 | 0.00 | 0.00 | 0.00 |
| DRAFTS: | 11 | 0.00 | 0.00 | 374,688.02 |
| EFT: | 0 | 0.00 | 0.00 | 0.00 |
| NON CHECKS: | 0 | 0.00 | 0.00 | 0.00 |
| VOID CHECKS: | 0 VOID DEBITS | 0.00 | | |
| | VOID CREDITS | 0.00 | 0.00 | 0.00 |

TOTAL ERRORS: 0

** G/L ACCOUNT TOTALS **

| G/L ACCOUNT | NAME | AMOUNT |
|--------------------|--------------------------------|------------|
| 100 0000.113800.00 | Prepaid Items | 694,823.81 |
| 100 0000.115300.02 | Holiday Lunch | 3,596.16 |
| 100 0000.121110.00 | PCard A/P Control | 54,472.03 |
| 100 0000.121300.12 | EE-Vision Payable | 351.44 |
| 100 0000.121300.15 | POAB Deduction Payable | 600.00 |
| 100 0000.121300.16 | Flex Spending Ded Payable | 2,787.99 |
| 100 0000.121300.18 | AFLAC Deductions Payable | 1,274.30 |
| 100 0000.123310.00 | Abated Rent | 40,874.60 |
| 100 0000.127103.00 | Special Event Sign Dep Payable | 100.00 |
| 100 0000.323100.00 | Bldg Structures & Equipment | 62.15 |
| 100 1110.531100.00 | Supplies | 203.43 |
| 100 1511.521100.01 | Official/Admin Svcs | 104,166.38 |
| 100 1511.521200.00 | Professional Services | 1,291.66 |
| 100 1511.521300.00 | Technical Services | 50.00 |
| 100 1512.521200.00 | Professional Services | 735.90 |
| 100 1512.523200.00 | Communications | 7.34 |
| 100 1513.523400.00 | Printing & Binding | 1,600.00 |

** G/L ACCOUNT TOTALS **

| G/L ACCOUNT | NAME | AMOUNT |
|--------------------|---------------------------|--------------|
| 100 1516.521300.00 | Technical Services | 25.00 |
| 100 1530.521200.00 | Prof Svcs | 5,500.00 |
| 100 1530.521200.01 | Prof Svcs-Legal | 12,578.00 |
| 100 1530.521200.02 | Prof Svcs-Litigation | 12,430.09 |
| 100 1530.521300.00 | Technical Services | 187.65 |
| 100 1535.521100.01 | Official/Admin Svcs | 26,344.48 |
| 100 1535.523200.00 | Communications | 987.98 |
| 100 1535.531600.00 | Small Equipment | 933.17 |
| 100 1540.521200.00 | Professional Services | 4,725.00 |
| 100 1565.522200.00 | Repairs & Maintenance | 3,675.37 |
| 100 1565.522300.00 | Rentals | 1,474.00 |
| 100 1565.531230.00 | Electricity | 1,843.75 |
| 100 1570.521100.01 | Official/Admin Svcs | 15,181.25 |
| 100 2650.521200.00 | Prof Svcs | 3,500.00 |
| 100 2650.521200.03 | Prof Svcs-Court Solicitor | 14,630.00 |
| 100 2650.521200.04 | Prof Svcs-Public Defender | 901.00 |
| 100 2650.521300.00 | Technical Svcs | 2,622.21 |
| 100 2650.522200.00 | Repairs & Maintenance | 200.00 |
| 100 3200.512100.00 | Group Insurance | 165.80 |
| 100 3200.521200.00 | Prof Svcs | 30.00 |
| 100 3200.521300.00 | Technical Svcs | 1,151.00 |
| 100 3200.522200.00 | Repairs & Maintenance | 315.00 |
| 100 3200.523200.00 | Communications | 2,525.09 |
| 100 3200.531100.00 | Supplies-General | 32.00 |
| 100 3200.531100.03 | Supplies-Uniforms | 4,781.59 |
| 100 3200.531270.00 | Gasoline | 17,671.28 |
| 100 3200.531600.00 | Small Equipment | 9,840.00 |
| 100 4100.521100.01 | Official/Admin Svcs | 23,333.33 |
| 100 4100.521200.00 | Prof Svcs | 2,450.00 |
| 100 4100.521300.00 | Technical Services | 11,390.00 |
| 100 4100.531230.00 | Electricity | 35,745.95 |
| 100 4200.522200.00 | R&M-Signs | 812.50 |
| 100 4200.522200.02 | R&M - Street Maintenance | 44,498.89 |
| 100 4200.522200.03 | R&M - Traffic Signals | 32,538.59 |
| 100 4200.522200.05 | R&M - Right of Way Maint | 583.33 |
| 100 4200.531100.00 | Supplies | 7,708.70 |
| 100 6200.521100.01 | Official/Admin Svcs | 12,500.00 |
| 100 6200.521200.00 | Professional Services | 5,475.00 |
| 100 6200.522200.06 | R&M-Parks | 40,515.00 |
| 100 6200.531230.00 | Utilities | 6,303.61 |
| 100 7000.521100.01 | Official/Admin Svcs | 125,166.66 |
| 100 7000.521200.00 | Prof Svcs | 15,140.00 |
| 100 7000.523400.00 | Printing & Binding | 31.25 |
| 100 7000.531100.00 | Supplies | 46.80 |
| 100 7000.531300.00 | Food | 1,803.02 |
| | *** FUND TOTAL *** | 1,417,290.53 |

** G/L ACCOUNT TOTALS **

| G/L ACCOUNT | NAME | AMOUNT |
|--------------------|------------------------|------------|
| 215 3800.523200.00 | Communications | 363.50 |
| 215 3800.571000.00 | Intergovernmental-E911 | 89,583.33 |
| | *** FUND TOTAL *** | 89,946.83 |
| 350 4200.521200.00 | Professional Services | 2,774.10 |
| 350 4200.541100.00 | Sites | 6,895.00 |
| 350 4200.541400.00 | Infrastructure | 263,671.34 |
| 350 6200.541100.00 | Sites | 11,093.86 |
| 350 6200.541200.00 | Site improvements | 58,913.29 |
| | *** FUND TOTAL *** | 343,347.59 |
| 560 4320.521200.08 | Prof Svcs | 3,777.50 |
| 560 4320.521200.09 | Prof Svcs-Stormwater | 18,500.00 |
| 560 4320.522200.00 | Repairs & Maintenance | 58,356.64 |
| 560 4320.531100.00 | Supplies | 630.00 |
| | *** FUND TOTAL *** | 81,264.14 |

| | | | | | | |
|----------------|----------|---------|-----|----------------|------|--------------|
| VENDOR SET: 01 | BANK: 03 | TOTALS: | 111 | 1,931,849.09CR | 0.00 | 1,931,849.09 |
| BANK: 03 | TOTALS: | 111 | | 1,931,849.09CR | 0.00 | 1,931,849.09 |

VENDOR 001 City of Dunwoody, GA
BANK #K.1.05 Suntrust Municipal Court
DATE RANGE 12/01/2012 THRU 12/31/2012

| VENDOR I.D. | NAME | STATUS | CHECK DATE | AMOUNT | DISCOUNT | CHECK NO | CHECK STATUS | CHECK AMOUNT |
|--------------------|--------------------------------|----------------------|------------|-----------|----------|----------|--------------|--------------|
| 000115 | DeKalb County Jail | | | | | | | |
| I-November 2012 | DeKalb County Jail | R | 12/12/2012 | | | 201986 | | |
| 745 0000.121800.00 | Due to State Agencies | DeKalb County Jail | | 79.70 | | | | 79.70 |
| 000116 | DeKalb County Finance Dept. | | | | | | | |
| I-November 2012 | DeKalb County Finance Dept. | R | 12/12/2012 | | | 201987 | | |
| 745 0000.121800.00 | Due to State Agencies | DeKalb County Financ | | 3,247.53 | | | | 3,247.53 |
| 000118 | Peace Officers' | | | | | | | |
| I-November 2012 | Peace Officers' | R | 12/12/2012 | | | 201988 | | |
| 745 0000.121800.00 | Due to State Agencies | Peace Officers' | | 4,333.94 | | | | 4,333.94 |
| 000146 | GSCCCA | | | | | | | |
| I-November 2012 | GSCCCA | R | 12/12/2012 | | | 201989 | | |
| 745 0000.121800.00 | Due to State Agencies | GSCCCA | | 19,939.92 | | | | 19,939.92 |
| 000278 | DeKalb State Court | | | | | | | |
| I-Blackwell Harold | DeKalb State Court | R | 12/12/2012 | | | 201990 | | |
| 745 0000.121500.00 | Claims & Judgments Payable | DeKalb State Court | | 2,500.00 | | | | 2,500.00 |
| 000278 | DeKalb State Court | | | | | | | |
| I-Rahel Bizuwork | DeKalb State Court | R | 12/12/2012 | | | 201991 | | |
| 745 0000.121500.00 | Claims & Judgments Payable | DeKalb State Court | | 1,900.00 | | | | 1,900.00 |
| 000278 | DeKalb State Court | | | | | | | |
| I-Sana Farooqui | DeKalb State Court | R | 12/12/2012 | | | 201992 | | |
| 745 0000.121500.00 | Claims & Judgments Payable | DeKalb State Court | | 350.00 | | | | 350.00 |
| 001062 | DeKalb Co Drug Abuse Treatment | | | | | | | |
| I-November 2012 | DeKalb Co Drug Abuse Treatment | R | 12/12/2012 | | | 201993 | | |
| 745 0000.121800.00 | Due to State Agencies | DeKalb Co Drug Abuse | | 342.69 | | | | 342.69 |
| 1 | HERMETZ, KEVIN P | | | | | | | |
| I-000201212061922 | HERMETZ, KEVIN P: | R | 12/12/2012 | | | 201994 | | |
| 745 0000.121500.01 | Jail Bonds Payable | Bond Refund:D0002221 | | 300.00 | | | | |
| 745 0000.121500.01 | Jail Bonds Payable | Bond Refund:D0002221 | | 175.00 | | | | |
| 745 0000.121500.01 | Jail Bonds Payable | Bond Refund:D0002221 | | 250.00 | | | | |
| 745 0000.121500.01 | Jail Bonds Payable | Bond Refund:D0002221 | | 50.00 | | | | |
| 745 0000.121500.01 | Jail Bonds Payable | Bond Refund:D0002222 | | 50.00 | | | | 825.00 |
| 1 | WASHINGTON, JAMES T | | | | | | | |
| I-000201212061923 | WASHINGTON, JAMES T: | R | 12/12/2012 | | | 201995 | | |
| 745 0000.121500.01 | Jail Bonds Payable | Bond Refund:D0001285 | | 150.00 | | | | 150.00 |

| VENDOR I.D. | NAME | STATUS | CHECK DATE | AMOUNT | DISCOUNT | CHECK NO | CHECK STATUS | CHECK AMOUNT |
|----------------------|-----------------------------|--------|------------|----------|----------|----------|--------------|--------------|
| 1 | SPALL, JAMES JOHN | | | | | | | |
| I-000201212061924 | SPALL, JAMES JOHN: | R | 12/12/2012 | | | 201996 | | |
| 745 0000.121500.01 | Jail Bonds Payable | | | 50.00 | | | | |
| 745 0000.121500.01 | Jail Bonds Payable | | | 200.00 | | | | |
| 745 0000.121500.01 | Jail Bonds Payable | | | 250.00 | | | | 500.00 |
| 1 | WILLIAMS, JOHN E | | | | | | | |
| I-000201212061925 | WILLIAMS, JOHN E: | R | 12/12/2012 | | | 201997 | | |
| 745 0000.121500.01 | Jail Bonds Payable | | | 1,045.00 | | | | 1,045.00 |
| 1 | KONDANNAGARI, SREENIVASA B | | | | | | | |
| I-000201212061926 | KONDANNAGARI, SREENIVASA B: | R | 12/12/2012 | | | 201998 | | |
| 745 0000.121500.01 | Jail Bonds Payable | | | 55.00 | | | | 55.00 |
| 1 | JOHNSON, ROZALYNN | | | | | | | |
| I-000201212061927 | JOHNSON, ROZALYNN: | R | 12/12/2012 | | | 201999 | | |
| 745 0000.121500.01 | Jail Bonds Payable | | | 350.00 | | | | 350.00 |
| 1 | HANDLEE, CHRISTOPHER | | | | | | | |
| I-000201212061928 | HANDLEE, CHRISTOPHER: | R | 12/12/2012 | | | 202000 | | |
| 745 0000.121500.01 | Jail Bonds Payable | | | 175.00 | | | | |
| 745 0000.121500.01 | Jail Bonds Payable | | | 400.00 | | | | 575.00 |
| 1 | PELAYO, FRANCISCO REGALADO | | | | | | | |
| I-000201212061929 | PELAYO, FRANCISCO REGALADO: | R | 12/12/2012 | | | 202001 | | |
| 745 0000.121500.01 | Jail Bonds Payable | | | 75.00 | | | | 75.00 |
| 000278 | DeKalb State Court | | | | | | | |
| I-Anastacia Morales | DeKalb State Court | R | 12/28/2012 | | | 202002 | | |
| 745 0000.121500.00 | Claims & Judgments Payable | | | 350.00 | | | | 350.00 |
| 000278 | DeKalb State Court | | | | | | | |
| I-Brandon Scott Adam | DeKalb State Court | R | 12/28/2012 | | | 202003 | | |
| 745 0000.121500.00 | Claims & Judgments Payable | | | 400.00 | | | | 400.00 |
| 000278 | DeKalb State Court | | | | | | | |
| I-Chen Yin Guo | DeKalb State Court | R | 12/28/2012 | | | 202004 | | |
| 745 0000.121500.00 | Claims & Judgments Payable | | | 1,090.00 | | | | 1,090.00 |
| 000278 | DeKalb State Court | | | | | | | |
| I-Cimberlie Bloom | DeKalb State Court | R | 12/28/2012 | | | 202005 | | |
| 745 0000.121500.00 | Claims & Judgments Payable | | | 700.00 | | | | 700.00 |

| VENDOR I.D. | NAME | STATUS | CHECK DATE | AMOUNT | DISCOUNT | CHECK NO | CHECK STATUS | CHECK AMOUNT |
|--------------------|--------------------------------|----------------------|------------|----------|----------|----------|--------------|--------------|
| 000278 | DeKalb State Court | | | | | | | |
| I-Ricardo Johnson | DeKalb State Court | R | 12/28/2012 | | | 202006 | | |
| 745 0000.121500.00 | Claims & Judgments Payable | DeKalb State Court | | 350.00 | | | | 350.00 |
| 1 | CARROLL, THOMAS MARTIN JR | | | | | | | |
| I-000201212201935 | CARROLL, THOMAS MARTIN JR: | R | 12/28/2012 | | | 202007 | | |
| 745 0000.121500.01 | Jail Bonds Payable | Bond Refund:D0002114 | | 350.00 | | | | 350.00 |
| 1 | PERRY, MICHELE W | | | | | | | |
| I-000201212201936 | PERRY, MICHELE W: | R | 12/28/2012 | | | 202008 | | |
| 745 0000.121500.01 | Jail Bonds Payable | Bond Refund:D0002127 | | 50.00 | | | | |
| 745 0000.121500.01 | Jail Bonds Payable | Bond Refund:D0002128 | | 400.00 | | | | 450.00 |
| 1 | PANTOJA-PARRA, ERICK SALVADOR | | | | | | | |
| I-000201212201937 | PANTOJA-PARRA, ERICK SALVADOR: | R | 12/28/2012 | | | 202009 | | |
| 745 0000.121500.01 | Jail Bonds Payable | Bond Refund:D0002185 | | 730.00 | | | | |
| 745 0000.121500.01 | Jail Bonds Payable | Bond Refund:D0002185 | | 150.00 | | | | 880.00 |
| 1 | MANIZAD, ARASH | | | | | | | |
| I-000201212201938 | MANIZAD, ARASH: | R | 12/28/2012 | | | 202010 | | |
| 745 0000.121500.01 | Jail Bonds Payable | Bond Refund:D0002196 | | 730.00 | | | | 730.00 |
| 1 | IKPEME, EBIANGA I | | | | | | | |
| I-000201212201939 | IKPEME, EBIANGA I: | R | 12/28/2012 | | | 202011 | | |
| 745 0000.121500.01 | Jail Bonds Payable | Bond Refund:D0002266 | | 50.00 | | | | 50.00 |
| 1 | David A Segura | | | | | | | |
| I-David A Segura | David A Segura: | R | 12/28/2012 | | | 202012 | | |
| 745 0000.121500.00 | Claims & Judgments Payable | David A Segura: | | 175.00 | | | | 175.00 |
| 1 | Levan Lolua | | | | | | | |
| I-Levan Lolua | Levan Lolua: | R | 12/28/2012 | | | 202013 | | |
| 745 0000.121500.00 | Claims & Judgments Payable | Levan Lolua: | | 3,270.00 | | | | 3,270.00 |

| * * T O T A L S * * | NO | INVOICE AMOUNT | DISCOUNTS | CHECK AMOUNT |
|---------------------|----|------------------|-------------------|--------------|
| REGULAR CHECKS: | 28 | 0.00 | 0.00 | 45,063.78 |
| HAND CHECKS: | 0 | 0.00 | 0.00 | 0.00 |
| DRAFTS: | 0 | 0.00 | 0.00 | 0.00 |
| EFT: | 0 | 0.00 | 0.00 | 0.00 |
| NON CHECKS: | 0 | 0.00 | 0.00 | 0.00 |
| VOID CHECKS: | 0 | VOID DEBITS 0.00 | VOID CREDITS 0.00 | 0.00 |

TOTAL ERRORS: 0

** G/L ACCOUNT TOTALS **

| G/L ACCOUNT | | NAME | AMOUNT | | |
|--------------------|----------|----------------------------|-----------|-------------|----------------|
| 745 0000.121500.00 | | Claims & Judgments Payable | 11,085.00 | | |
| 745 0000.121500.01 | | Jail Bonds Payable | 6,035.00 | | |
| 745 0000.121800.00 | | Due to State Agencies | 27,943.78 | | |
| | | *** FUND TOTAL *** | 45,063.78 | | |
| VENDOR SET: 01 | BANK: 05 | TOTALS: | 28 | 45,063.78CR | 0.00 45,063.78 |
| BANK: 05 | | TOTALS: | 28 | 45,063.78CR | 0.00 45,063.78 |

| VENDOR I.D. | NAME | STATUS | CHECK DATE | AMOUNT | DISCOUNT | CHECK NO | CHECK STATUS | CHECK AMOUNT |
|--------------------|--------------------------------|----------------------|------------|----------|----------|----------|--------------|--------------|
| 002019 | Bank of North Georgia | | | | | | | |
| I-November 2012 | Bank of North Georgia | D | 12/21/2012 | | | 000000 | | |
| 950 7540.523800.00 | Admin/Licenses & Fees | Bank of North Geor | | 79.99 | | | | |
| 950 7540.523900.00 | Admin/Miscellaneous | Bank of North Geor | | 256.93 | | | | |
| 950 7540.531100.00 | Admin/Office Expense | Bank of North Geor | | 143.82 | | | | |
| 950 7540.523200.01 | Admin/Postage/Courier/Overnigh | Bank of North Geor | | 469.62 | | | | |
| 950 7540.523300.00 | Marketing/Advertising - Print | Bank of North Geor | | 39.90 | | | | |
| 950 7540.523600.01 | Marketing/Dues & Subscriptions | Bank of North Geor | | 239.00 | | | | |
| 950 7540.531300.00 | Marketing/Meals & Entertainmen | Bank of North Geor | | 240.29 | | | | |
| 950 7540.531700.00 | Marketing/Miscellaneous | Bank of North Geor | | 287.83 | | | | |
| 950 7540.523500.00 | Marketing/Travel | Bank of North Geor | | 1,899.27 | | | | |
| 950 7540.521300.00 | Marketing/Website Management | Bank of North Geor | | 1,500.00 | | | | |
| 950 7540.531100.01 | Promotional/Promotional Matls | Bank of North Geor | | 1,050.00 | | | | 6,206.65 |
| 002086 | United Healthcare | | | | | | | |
| I-0029590739 | United Healthcare | D | 12/01/2012 | | | 000000 | | |
| 950 7540.512100.00 | Employees/Personnel/Benefits | United Healthcare | | 24.54 | | | | 24.54 |
| 002002 | Katherine A. Bishop | | | | | | | |
| I-November 2012 | Katherine A. Bishop | R | 12/12/2012 | | | 040647 | | |
| 950 7540.523200.02 | Admin/Telephone/Internet | Katherine A. Bishop | | 75.00 | | | | |
| 950 7540.523500.00 | Marketing/Travel | Katherine A. Bishop | | 53.35 | | | | 128.35 |
| 002013 | Collinson Media and Events | | | | | | | |
| I-9218 | Collinson Media and Events | R | 12/12/2012 | | | 040648 | | |
| 950 7540.521200.13 | Promotions | Collinson Media and | | 5,000.00 | | | | 5,000.00 |
| 002015 | Crier Newspapers, LLC | | | | | | | |
| I-41225 | Crier Newspapers, LLC | R | 12/12/2012 | | | 040649 | | |
| 950 7540.521200.13 | Promotions | Crier Newspapers, LL | | 533.00 | | | | 533.00 |
| 002066 | Greater Georgia Life | | | | | | | |
| I-00022031oF | Greater Georgia Life | R | 12/12/2012 | | | 040650 | | |
| 950 7540.512100.00 | Employees/Personnel/Benefits | Greater Georgia Life | | 37.16 | | | | 37.16 |
| 002078 | Laurie Rowe | | | | | | | |
| I-157 | Laurie Rowe | R | 12/12/2012 | | | 040651 | | |
| 950 7540.521200.20 | Marketing/Public Relations | Laurie Rowe | | 1,000.00 | | | | 1,000.00 |
| 002088 | Andy Williams | | | | | | | |
| I-November 2012 | Andy Williams | R | 12/12/2012 | | | 040652 | | |
| 950 7540.531270.01 | Admin/Vehicle Expenses | Andy Williams | | 75.00 | | | | 75.00 |

| VENDOR I.D. | NAME | STATUS | CHECK DATE | AMOUNT | DISCOUNT | CHECK NO | CHECK STATUS | CHECK AMOUNT |
|---------------------|--------------------------------|----------------------|------------|-----------|----------|----------|--------------|--------------|
| 002115 | CVB of Dunwoody | | | | | | | |
| I-Transfer of Funds | CVB of Dunwoody | R | 12/12/2012 | | | 040653 | | |
| 950 0000.111116.00 | BB&T Money Market Acct | CVB of Dunwoody | | 50,000.00 | | | | 50,000.00 |
| 002117 | Comcast | | | | | | | |
| I-8220/204121558527 | Comcast | R | 12/12/2012 | | | 040654 | | |
| 950 7540.523200.02 | Admin/Telephone/Internet | Comcast | | 146.15 | | | | 146.15 |
| 002158 | Eyesome Productions, LLC | | | | | | | |
| I-12.4.12 | Eyesome Productions, LLC | R | 12/12/2012 | | | 040655 | | |
| 950 7540.523900.01 | Marketing/Photography/Videogra | Eyesome Productions, | | 3,450.00 | | | | 3,450.00 |
| 002160 | Kim Trawick | | | | | | | |
| I-November 2012 | Kim Trawick | R | 12/12/2012 | | | 040656 | | |
| 950 7540.531270.01 | Admin/Vehicle Expenses | Kim Trawick | | 111.10 | | | | |
| 950 7540.523200.02 | Admin/Telephone/Internet | Kim Trawick | | 75.00 | | | | |
| 950 7540.531300.00 | Marketing/Meals & Entertainmen | Kim Trawick | | 0.87 | | | | 186.97 |
| 002166 | Vickie Patton | | | | | | | |
| I-Nov Reimbursement | Vickie Patton | R | 12/12/2012 | | | 040657 | | |
| 950 7540.521200.15 | Promotional/Conv/Trade Shows | Vickie Patton | | 11.43 | | | | |
| 950 7540.531300.00 | Marketing/Meals & Entertainmen | Vickie Patton | | 28.72 | | | | 40.15 |
| 002004 | Digitel Corporation | | | | | | | |
| I-100566 | Digitel Corporation | R | 12/28/2012 | | | 040658 | | |
| 950 7540.523200.02 | Admin/Telephone/Internet | Digitel Corporation | | 183.45 | | | | 183.45 |
| 002014 | Kaeser and Blair | | | | | | | |
| I-20926371 | Kaeser and Blair | R | 12/28/2012 | | | 040659 | | |
| 950 7540.531100.01 | Promotional/Promotional Matls | Kaeser and Blair | | 292.86 | | | | 292.86 |
| 002047 | Simple View, Inc | | | | | | | |
| I-31735 | Simple View, Inc | R | 12/28/2012 | | | 040660 | | |
| 950 7540.521300.00 | Marketing/Website Management | Simple View, Inc | | 2,000.00 | | | | 2,000.00 |
| 002112 | PKY Fund II Atlanta II, LLC | | | | | | | |
| I-January 2013 | PKY Fund II Atlanta II, LLC | R | 12/28/2012 | | | 040661 | | |
| 950 0000.113800.00 | Prepaid Items | PKY Fund II Atlanta | | 3,356.08 | | | | 3,356.08 |
| 002119 | Penton Media, Inc | | | | | | | |
| I-RC1171732 | Penton Media, Inc | R | 12/28/2012 | | | 040662 | | |
| 950 7540.523300.00 | Marketing/Advertising - Print | Penton Media, Inc | | 2,169.00 | | | | 2,169.00 |

| VENDOR I.D. | NAME | STATUS | CHECK DATE | AMOUNT | DISCOUNT | CHECK NO | CHECK STATUS | CHECK AMOUNT |
|--------------------|--------------------------------|----------------------|------------|----------|----------|----------|--------------|--------------|
| 002127 | EOS Marketing & Communications | | | | | | | |
| I-12468 | EOS Marketing & Communications | R | 12/28/2012 | | | 040663 | | |
| 950 7540.521200.12 | Marketing/Graphic Design | EOS Marketing & Comm | | 750.00 | | | | 750.00 |
| 002141 | Law Offices of Brooks Binder | | | | | | | |
| I-12.17.2012 | Law Offices of Brooks Binder | R | 12/28/2012 | | | 040664 | | |
| 950 7540.521200.10 | Admin/Legal & Professional Fee | Law Offices of Brook | | 3,325.00 | | | | 3,325.00 |
| 002142 | Ricoh Americas Corporation | | | | | | | |
| I-16188266 | Ricoh Americas Corporation | R | 12/28/2012 | | | 040665 | | |
| 950 7540.523400.00 | Marketing/Printing | Ricoh Americas Corpo | | 139.21 | | | | 139.21 |

| * * T O T A L S * * | NO | INVOICE AMOUNT | DISCOUNTS | CHECK AMOUNT |
|---------------------|---------------|----------------|-----------|--------------|
| REGULAR CHECKS: | 19 | 0.00 | 0.00 | 72,812.38 |
| HAND CHECKS: | 0 | 0.00 | 0.00 | 0.00 |
| DRAFTS: | 2 | 0.00 | 0.00 | 6,231.19 |
| EFT: | 0 | 0.00 | 0.00 | 0.00 |
| NON CHECKS: | 0 | 0.00 | 0.00 | 0.00 |
| VOID CHECKS: | 0 VOID DEBITS | 0.00 | | |
| | VOID CREDITS | 0.00 | 0.00 | 0.00 |

TOTAL ERRORS: 0

** G/L ACCOUNT TOTALS **

| G/L ACCOUNT | NAME | AMOUNT |
|--------------------|--------------------------------|-----------|
| 950 0000.111116.00 | BB&T Money Market Acct | 50,000.00 |
| 950 0000.113800.00 | Prepaid Items | 3,356.08 |
| 950 7540.512100.00 | Employees/Personnel/Benefits | 61.70 |
| 950 7540.521200.10 | Admin/Legal & Professional Fee | 3,325.00 |
| 950 7540.521200.12 | Marketing/Graphic Design | 750.00 |
| 950 7540.521200.13 | Promotions | 5,533.00 |
| 950 7540.521200.15 | Promotional/Conv/Trade Shows | 11.43 |
| 950 7540.521200.20 | Marketing/Public Relations | 1,000.00 |
| 950 7540.521300.00 | Marketing/Website Management | 3,500.00 |
| 950 7540.523200.01 | Admin/Postage/Courier/Overnigh | 469.62 |
| 950 7540.523200.02 | Admin/Telephone/Internet | 479.60 |
| 950 7540.523300.00 | Marketing/Advertising - Print | 2,208.90 |
| 950 7540.523400.00 | Marketing/Printing | 139.21 |
| 950 7540.523500.00 | Marketing/Travel | 1,952.62 |
| 950 7540.523600.01 | Marketing/Dues & Subscriptions | 239.00 |
| 950 7540.523800.00 | Admin/Licenses & Fees | 79.99 |
| 950 7540.523900.00 | Admin/Miscellaneous | 256.93 |

** G/L ACCOUNT TOTALS **

| G/L ACCOUNT | NAME | AMOUNT |
|--------------------|--------------------------------|-----------|
| 950 7540.523900.01 | Marketing/Photography/Videogra | 3,450.00 |
| 950 7540.531100.00 | Admin/Office Expense | 143.82 |
| 950 7540.531100.01 | Promotional/Promotional Matls | 1,342.86 |
| 950 7540.531270.01 | Admin/Vehicle Expenses | 186.10 |
| 950 7540.531300.00 | Marketing/Meals & Entertainmen | 269.88 |
| 950 7540.531700.00 | Marketing/Miscellaneous | 287.83 |
| | *** FUND TOTAL *** | 79,043.57 |

| | | | | | | |
|----------------|----------|---------|-----|----------------|------|--------------|
| VENDOR SET: 02 | BANK: 08 | TOTALS: | 21 | 79,043.57CR | 0.00 | 79,043.57 |
| BANK: 08 | | TOTALS: | 21 | 79,043.57CR | 0.00 | 79,043.57 |
| REPORT TOTALS: | | | 167 | 2,057,872.50CR | 0.00 | 2,057,872.50 |

#K.1.

SELECTION CRITERIA

VENDOR SET: * - All
VENDOR: ALL
BANK CODES: All
FUNDS: All

CHECK SELECTION

CHECK RANGE: 000000 THRU 999999
DATE RANGE: 12/01/2012 THRU 12/31/2012
CHECK AMOUNT RANGE: 0.00 THRU 999,999,999.99
INCLUDE ALL VOIDS: YES

PRINT OPTIONS

SEQUENCE: CHECK NUMBER

PRINT TRANSACTIONS: YES
PRINT G/L: YES
UNPOSTED ONLY: NO
EXCLUDE UNPOSTED: NO
MANUAL ONLY: NO
STUB COMMENTS: NO
REPORT FOOTER: NO
CHECK STATUS: NO
PRINT STATUS: * - All