

---

**MEMORANDUM**

**To:** Mayor and City Council

**From:** Christopher Pike, Finance Director

**Date:** 5/13/2013

**Subject:** **Presentation of 2013 Financial Report through March 31, 2013**

---

**ITEM DESCRIPTION**


Following are the financial highlights for through March 31, 2013. Overall, the year has started as expected with positive numbers in the building permit. Much of the strength in 2012's permitting revenues was due to large projects. This year's strength is occurring without those larger permits. Occupation tax revenues are equally strong. Through April, we have exceeded \$2.1 million.

Expenses are as expected. The budget overage in Community Development is due entirely to the increased building permit revenues. In June or July, a budget amendment will be presented to capture some incomplete 2012 projects that continue into this year as well as a few adjustments that are needed for the current year. Details of the prior year and current year adjustments will be presented with the proposed amendment.

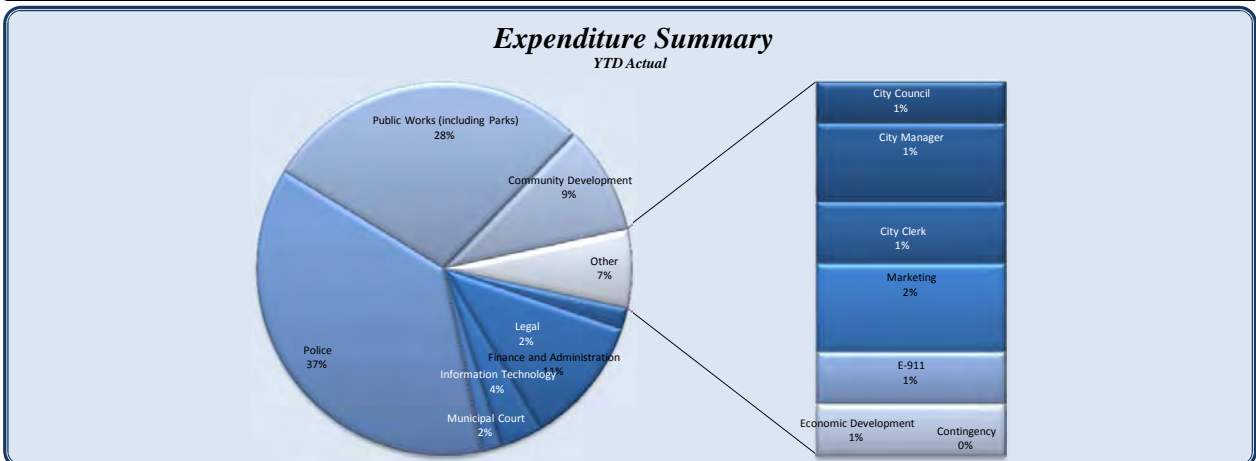
*As Finance Director, I have reviewed this report. I am not aware of any material untrue statements or material omission; nor do I consider anything misleading. The financial statements and related information fairly present the financial condition and the results in all material respects. Management is responsible for internal controls and periodically evaluates these internal controls. No deficiencies in internal controls were discovered.*

City of Dunwoody  
YTD Statement of Revenues and  
Expenses Through March 31, 2013

Revenues	Total Annual Budget	YTD Budget	YTD Actual	YTD Variance		Prior YTD Actual	Flux (Diff from Prior Year)
				(\$ '000)	(% of YTD Budget)		
Taxes	18,394,000	4,678,503	4,746,319	68	101%	4,726,019	20,300
Licenses & Permits	872,000	128,001	228,381	100	178%	190,599	37,782
Intergovernmental Revenues	-	-	-	-	-	3,500	(3,500)
Other Charges for Services	402,000	13,749	17,413	4	127%	23,249	(5,836)
Fines & Forfeitures	1,470,000	277,499	315,868	38	114%	307,667	8,201
Investment Income	5,000	1,251	4,945	4	395%	2,593	2,352
Contributions & Donations from Private Sources	5,000	1,251	5,550	4	444%	4,580	970
Miscellaneous Revenue	94,000	23,499	25,612	2	109%	65,429	(39,817)
Other Financing Sources	600,000	-	-	-	-	-	-
Use of Prior Year Reserves	2,025,000	2,025,000	2,025,000	-	100%	-	2,025,000
<b>Total Revenues</b>	<b>23,867,000</b>	<b>7,148,753</b>	<b>7,369,089</b>	<b>220</b>	<b>103%</b>	<b>5,323,637</b>	<b>2,045,452</b>



Expenditures	Total Annual Budget	YTD Budget	YTD Actual	Variance		Prior YTD Actual	Flux (Diff from Prior Year)
				(\$ '000)	(% of YTD Budget)		
City Council	214,712	50,933	43,615	7	86%	38,332	(5,283)
City Manager	332,846	84,177	82,935	1	99%	73,617	(9,318)
City Clerk	236,016	90,511	65,423	25	72%	28,205	(37,219)
Legal	385,000	109,250	110,241	(1)	101%	87,205	(23,036)
Finance and Administration	2,989,684	733,014	651,227	82	89%	483,451	(167,776)
Information Technology	597,180	231,159	213,630	18	92%	238,349	24,719
Marketing	452,428	116,858	93,253	24	80%	68,709	(24,544)
Municipal Court	391,950	115,158	100,330	15	87%	96,104	(4,226)
Police	6,476,078	2,263,808	2,159,026	105	95%	1,721,407	(437,619)
E-911	300,696	75,174	54,678	20	73%	92,376	37,698
Public Works (including Parks)	7,689,555	1,828,643	1,665,288	163	91%	1,006,516	(658,773)
Community Development	1,876,212	501,970	547,731	(46)	109%	45,865	(501,866)
Economic Development	242,682	62,919	54,602	8	87%	-	(54,602)
Contingency	575,000	143,751	-	144	0%	-	-
<b>Total Expenditures</b>	<b>22,760,039</b>	<b>6,407,325</b>	<b>5,841,978</b>	<b>565</b>	<b>91%</b>	<b>3,980,135</b>	<b>(1,861,844)</b>



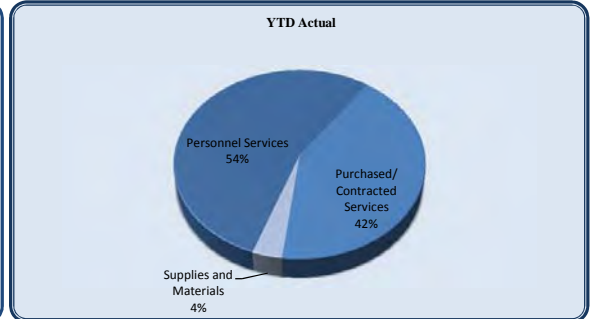
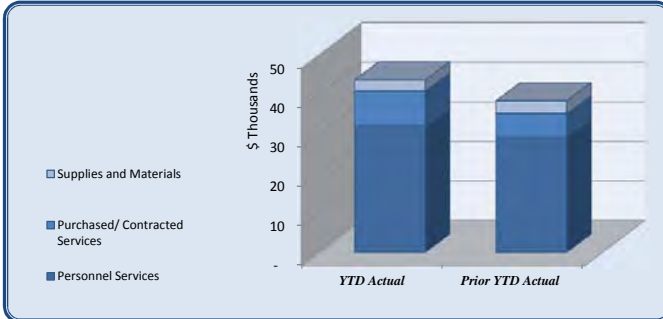
<b>Total Revenues over/(under) Expenditures</b>	<b>1,106,961</b>	<b>741,428</b>	<b>1,527,110</b>	<b>785,682</b>		<b>1,343,503</b>	<b>183,608</b>
---	------------------	----------------	------------------	----------------	--	------------------	----------------

City of Dunwoody  
YTD Statement of Revenues and  
Expenses Through March 31, 2013

Revenues	Total Annual	YTD Budget	YTD Actual	Variance	Prior YTD Actual	Flux	
	Budget						(% of YTD Budget)
				(\$ '000)			
Real Property Tax	4,620,000	-	57,935	58	7,603	50,331	
Personal Property Tax	360,000	-	5,108	5	376	4,732	
Motor Vehicle	300,000	75,000	90,326	15	120%	72,373	(17,952)
Intangibles (Reg & Recording)	60,000	15,000	3,082	(12)	21%	13,856	(10,774)
Franchise Fees	3,400,000	2,725,000	2,697,759	(27)	99%	3,051,086	(353,326)
Homestead Option Sales Tax	3,000,000	-	-	-	-	-	-
Hotel/Motel Tax	1,176,000	294,000	285,977	(8)	97%	285,961	16
Alcoholic Beverage Excise Tax	560,000	140,001	152,862	13	109%	146,236	6,626
MVR Excise Tax	95,000	23,751	23,131	(1)	97%	23,401	(271)
Business & Occupation Tax	2,600,000	1,300,000	1,324,377	24	102%	1,016,734	307,643
Insurance Premium Tax	2,100,000	-	-	-	-	-	-
Financial Institutions Tax	100,000	100,000	105,636	6	106%	106,973	(1,338)
Penalties & int on delinq tax	3,000	750	-	(1)	0%	-	-
Pen & Int on delinq taxes-Business	20,000	5,001	128	(5)	3%	1,420	(1,292)
<b>Taxes</b>	<b>18,394,000</b>	<b>4,678,503</b>	<b>4,746,319</b>	<b>68</b>	<b>101%</b>	<b>4,726,019</b>	<b>20,300</b>
Alcoholic Beverage Licenses	360,000	-	10,305	10		40,804	(30,500)
Other Licenses and Permits	-	-	530	1		-	530
Planning & Zoning Fees	12,000	3,000	6,145	3	205%	6,355	(210)
Bldg Structures & Equipment	500,000	125,001	210,949	86	169%	142,171	68,778
Soil Erosion	-	-	453	0		1,269	(816)
Tree Bank	-	-	-	-		-	-
<b>Licenses &amp; Permits</b>	<b>872,000</b>	<b>128,001</b>	<b>228,381</b>	<b>100</b>	<b>178%</b>	<b>190,599</b>	<b>37,782</b>
Election Qualifying Fees	-	-	-	-		-	-
Special Police Services	10,000	2,499	4,980	2	199%	3,710	1,270
Fingerprinting Fee	5,000	1,251	1,602	0	128%	1,809	(208)
Public Safety-Other	36,000	9,000	6,861	(2)	76%	11,905	(5,043)
Special Assessments	20,000	-	113	0		13	100
Streetlight Fees	327,000	-	1,762	2		270	1,492
Recreation Program Fees	-	-	661	1		3,942	(3,281)
Pavilion Rentals	4,000	999	1,200	0	120%	1,600	(400)
NSF Fees	-	-	234	0		-	234
<b>Other Charges for Services</b>	<b>402,000</b>	<b>13,749</b>	<b>17,413</b>	<b>4</b>	<b>127%</b>	<b>23,249</b>	<b>(5,836)</b>
Municipal Court Fines & Forfeitures	1,460,000	275,000	275,265	0	100%	307,667	(32,402)
Cash Confiscation	10,000	2,499	40,603	38	1625%	-	40,603
<b>Fines &amp; Forfeitures</b>	<b>1,470,000</b>	<b>277,499</b>	<b>315,868</b>	<b>38</b>	<b>114%</b>	<b>307,667</b>	<b>8,201</b>
Interest Revenue	5,000	1,251	4,945	4	395%	2,593	2,352
<b>Investment Income</b>	<b>5,000</b>	<b>1,251</b>	<b>4,945</b>	<b>4</b>	<b>395%</b>	<b>2,593</b>	<b>2,352</b>
Contr & Don From Priv Sources	-	-	-	-		3,780	(3,780)
Explorer Donations	5,000	1,251	2,050	1	164%	800	1,250
Donations	-	-	3,500	4		-	3,500
<b>Contributions &amp; Donations from Private Sources</b>	<b>5,000</b>	<b>1,251</b>	<b>5,550</b>	<b>4</b>	<b>444%</b>	<b>4,580</b>	<b>970</b>
Rents & Royalties	79,000	19,749	14,111	(6)	71%	15,954	(1,843)
Reimb for damaged property	-	-	11,359	11		49,067	(37,708)
Other Charges For Services	15,000	3,750	142	(4)	4%	408	(266)
<b>Miscellaneous Revenue</b>	<b>94,000</b>	<b>23,499</b>	<b>25,612</b>	<b>2</b>	<b>109%</b>	<b>65,429</b>	<b>(39,817)</b>
Proceeds from sale of property	600,000	-	-	-		-	-
<b>Other Financing Sources</b>	<b>600,000</b>	<b>-</b>	<b>-</b>	<b>-</b>		<b>-</b>	<b>-</b>
<b>Residual Equity Transfer</b>	<b>2,025,000</b>	<b>2,025,000</b>	<b>2,025,000</b>	<b>-</b>	<b>100%</b>	<b>-</b>	<b>2,025,000</b>
<b>Total Revenues</b>	<b>23,867,000</b>	<b>7,148,753</b>	<b>7,369,089</b>	<b>220</b>	<b>103%</b>	<b>5,323,637</b>	<b>2,045,452</b>

City of Dunwoody  
YTD Statement of Revenues and  
Expenses Through March 31, 2013

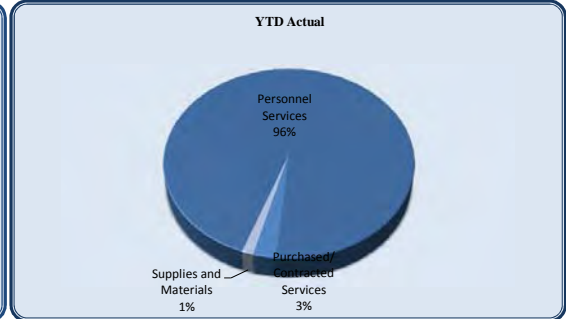
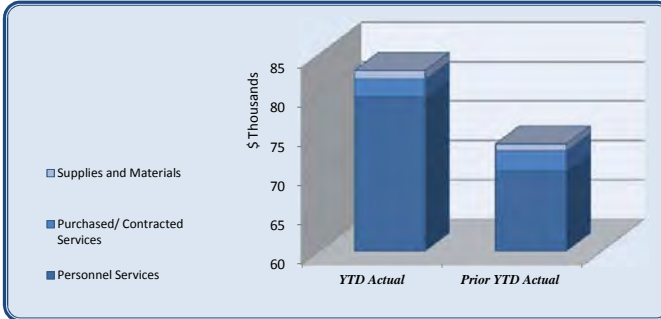
City Council	Total Annual Budget	YTD Budget	YTD Actual	Variance (\$ '000)	(% of YTD Budget)	Prior YTD Actual	Flux (Diff from Prior Year)
Personnel Services	125,712	31,487	31,947	(0)	101%	29,369	(2,578)
Purchased/ Contracted Services	75,800	15,033	8,885	6	59%	5,750	(3,135)
Supplies and Materials	13,200	4,413	2,783	2	63%	3,213	430
<b>Total City Council</b>	<b>214,712</b>	<b>50,933</b>	<b>43,615</b>	<b>7</b>	<b>86%</b>	<b>38,332</b>	<b>(5,283)</b>



City Council	Total Annual Budget	YTD Budget	YTD Actual	Variance (\$ '000)	(% of YTD Budget)	Prior YTD Actual	Flux (Diff from Prior Year)
Regular Salaries	88,000	21,999	22,000	(0)	100%	22,000	-
Group Insurance	30,980	7,805	8,382	(3)	107%	5,798	(2,584)
Social Security	5,456	1,365	1,268	0	93%	1,273	5
Medicare	1,276	318	297	0	93%	298	1
Unemployment Insurance	-	-	-	-	-	-	-
<b>Personnel Services</b>	<b>125,712</b>	<b>31,487</b>	<b>31,947</b>	<b>(0)</b>	<b>101%</b>	<b>29,369</b>	<b>(2,578)</b>
Professional Services	3,000	2,182	1,235	1	57%	1,117	(118)
Technical Services	1,000	249	10	0	4%	103	93
Property/Liability Insurance	40,000	-	-	-	-	-	-
Communications	6,500	1,626	331	1	20%	382	51
Printing & Binding	3,800	951	61	1	6%	1,011	951
Travel	10,500	2,625	853	2	33%	467	(386)
Dues & Fees	5,000	1,400	945	0	68%	650	(295)
Education & Training	6,000	6,000	5,450	1	91%	2,020	(3,430)
<b>Purchased/ Contracted Services</b>	<b>75,800</b>	<b>15,033</b>	<b>8,885</b>	<b>6</b>	<b>59%</b>	<b>5,750</b>	<b>(3,135)</b>
Supplies	4,000	999	188	1	19%	592	404
Food	4,500	2,040	1,869	0	92%	1,764	(105)
Books & Periodicals	700	174	46	0	27%	-	(46)
Small Equipment	4,000	1,200	680	1	57%	857	177
<b>Supplies and Materials</b>	<b>13,200</b>	<b>4,413</b>	<b>2,783</b>	<b>2</b>	<b>63%</b>	<b>3,213</b>	<b>430</b>
<b>Total City Council</b>	<b>214,712</b>	<b>50,933</b>	<b>43,615</b>	<b>7</b>	<b>86%</b>	<b>38,332</b>	<b>(5,283)</b>

City of Dunwoody  
YTD Statement of Revenues and  
Expenses Through March 31, 2013

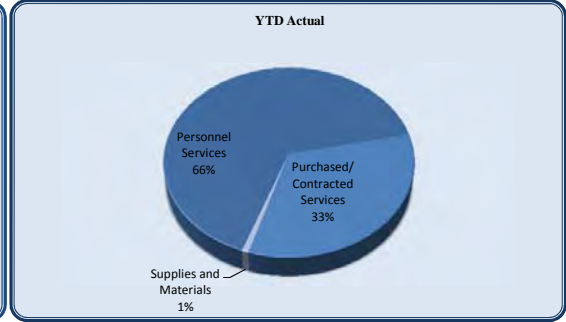
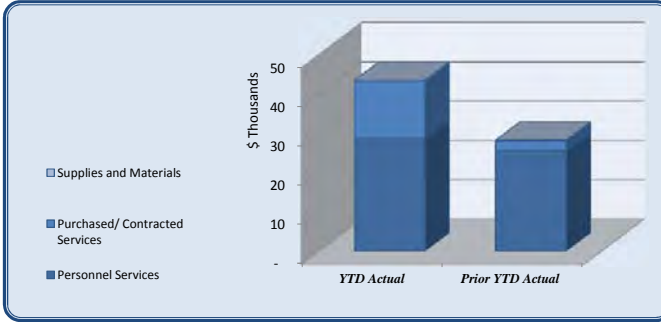
<i>City Manager</i>	Total Annual Budget	YTD Budget	YTD Actual	Variance (\$ '000)	(% of YTD Budget)	Prior YTD Actual	Flux (Diff from Prior Year)
Personnel Services	309,448	77,364	79,576	(2)	103%	70,206	(9,370)
Purchased/ Contracted Services	18,077	5,082	2,240	3	44%	2,515	275
Supplies and Materials	5,321	1,731	1,118	1	65%	896	(222)
<b>Total City Manager</b>	<b>332,846</b>	<b>84,177</b>	<b>82,935</b>	<b>1</b>	<b>99%</b>	<b>73,617</b>	<b>(9,318)</b>



<i>City Manager</i>	Total Annual Budget	YTD Budget	YTD Actual	Variance (\$ '000)	(% of YTD Budget)	Prior YTD Actual	Flux (Diff from Prior Year)
Regular Salaries	238,103	59,526	58,133	1	98%	56,782	(1,351)
Employee Benefits	-	-	-	-	-	-	-
Group Insurance	27,841	6,960	10,167	(3)	146%	5,726	(4,440)
Medicare	3,523	882	920	(0)	104%	794	(126)
Retirement	39,351	9,837	10,356	(1)	105%	6,904	(3,452)
Unemployment Insurance	-	-	-	-	-	-	-
Workers' Compensation	630	159	-	0	0%	-	-
<b>Personnel Services</b>	<b>309,448</b>	<b>77,364</b>	<b>79,576</b>	<b>(2)</b>	<b>103%</b>	<b>70,206</b>	<b>(9,370)</b>
Professional Services	500	126	-	0	0%	-	-
Technical Services	-	-	-	-	-	-	-
Repairs & Maintenance	-	-	-	-	-	-	-
Communications	2,950	738	365	0	49%	352	(13)
Printing & Binding	800	309	210	0	68%	-	(210)
Travel	5,000	1,251	-	1	0%	160	160
Dues & Fees	5,827	1,458	325	1	22%	863	538
Education & Training	3,000	1,200	1,340	(0)	112%	1,140	(200)
Contract Labor	-	-	-	-	-	-	-
<b>Purchased/ Contracted Services</b>	<b>18,077</b>	<b>5,082</b>	<b>2,240</b>	<b>3</b>	<b>44%</b>	<b>2,515</b>	<b>275</b>
Supplies	2,000	900	876	0	97%	254	(622)
Gasoline	-	-	-	-	-	-	-
Food	1,500	375	232	0	62%	321	89
Books & Periodicals	300	75	10	0	13%	-	(10)
Small Equipment	1,521	381	-	0	0%	321	321
<b>Supplies and Materials</b>	<b>5,321</b>	<b>1,731</b>	<b>1,118</b>	<b>1</b>	<b>65%</b>	<b>896</b>	<b>(222)</b>
<b>Total City Manager</b>	<b>332,846</b>	<b>84,177</b>	<b>82,935</b>	<b>1</b>	<b>99%</b>	<b>73,617</b>	<b>(9,318)</b>

City of Dunwoody  
YTD Statement of Revenues and  
Expenses Through March 31, 2013

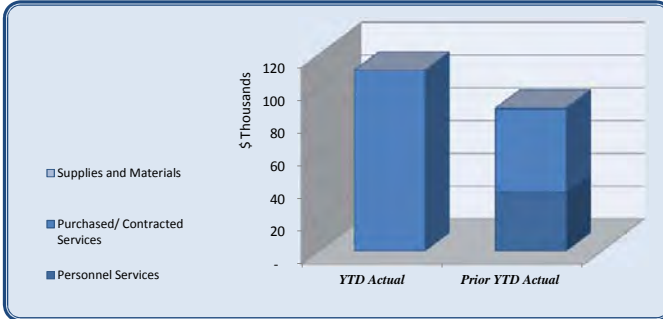
City Clerk	Total Annual	YTD Budget	YTD Actual	Variance	Prior YTD Actual	Flux
	Budget					
				(\$ '000)		
Personnel Services	111,761	27,918	28,745	(1)	103%	(3,241)
Purchased/ Contracted Services	95,430	38,889	14,340	25	37%	(11,924)
Supplies and Materials	6,825	1,704	338	1	20%	(54)
Transfers Out	22,000	22,000	22,000	-	100%	(22,000)
<b>Total City Clerk</b>	<b>236,016</b>	<b>90,511</b>	<b>65,423</b>	<b>25</b>	<b>72%</b>	<b>(37,219)</b>



City Clerk	Total Annual	YTD Budget	YTD Actual	Variance	Prior YTD Actual	Flux
	Budget					
				(\$ '000)		
Salaries	85,304	21,327	21,536	(40)	101%	(1,731)
Group Insurance	11,085	2,748	3,113	(40)	113%	(648)
Medicare	1,237	309	339	(40)	110%	(72)
Retirement	13,820	3,456	3,757	(40)	109%	(791)
Unemployment Insurance	-	-	-	-	-	-
Workers' Compensation	315	78	-	(40)	0%	-
<b>Personnel Services</b>	<b>111,761</b>	<b>27,918</b>	<b>28,745</b>	<b>(1)</b>	<b>103%</b>	<b>(3,241)</b>
Professional Services	65,000	16,251	1,221	15	8%	(114)
Technical Services	250	63	-	0	0%	-
Repairs and Maintenance	19,200	19,200	11,402	8	59%	(11,402)
Communications	1,980	495	222	0	45%	(45)
Advertising	1,000	249	133	0	54%	(133)
Printing & Binding	500	126	-	0	0%	-
Travel	3,750	939	11	1	1%	103
Dues & Fees	265	66	-	0	0%	-
Education & Training	3,485	1,500	1,350	0	90%	(333)
<b>Purchased/ Contracted Services</b>	<b>95,430</b>	<b>38,889</b>	<b>14,340</b>	<b>25</b>	<b>37%</b>	<b>(11,924)</b>
Supplies	2,000	501	338	0	67%	(68)
Food	400	99	-	0	0%	15
Books & Periodicals	400	99	-	0	0%	-
Small Equipment	4,025	1,005	-	1	0%	-
<b>Supplies and Materials</b>	<b>6,825</b>	<b>1,704</b>	<b>338</b>	<b>1</b>	<b>20%</b>	<b>(54)</b>
Transfers to Debt Service Fund	22,000	22,000	22,000	-	100%	(22,000)
<b>Transfers Out</b>	<b>22,000</b>	<b>22,000</b>	<b>22,000</b>	<b>-</b>	<b>100%</b>	<b>(22,000)</b>
<b>Total City Clerk</b>	<b>236,016</b>	<b>90,511</b>	<b>65,423</b>	<b>25</b>	<b>72%</b>	<b>(37,219)</b>

City of Dunwoody  
 YTD Statement of Revenues and  
 Expenses Through March 31, 2013

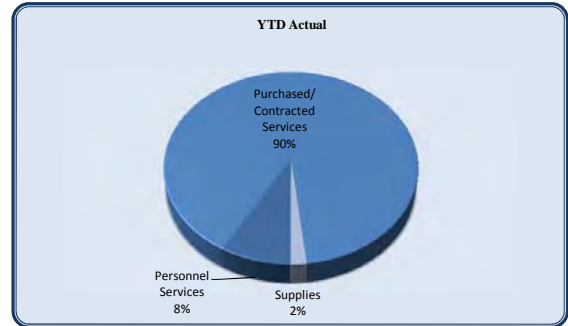
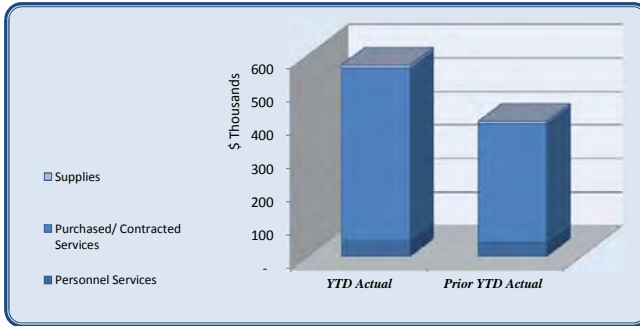
Legal	Total Annual	YTD Budget	YTD Actual	Variance	Prior YTD Actual	Flux
	Budget					
				(\$ '000)		
Personnel Services	-	-	-	-	35,782	35,782
Purchased/ Contracted Services	385,000	109,250	110,241	(1)	50,744	(59,497)
Supplies and Materials	-	-	-	-	679	679
<b>Total Legal</b>	<b>385,000</b>	<b>109,250</b>	<b>110,241</b>	<b>(1)</b>	<b>87,205</b>	<b>(23,036)</b>



Legal	Total Annual	YTD Budget	YTD Actual	Variance	Prior YTD Actual	Flux
	Budget					
				(\$ '000)		
Personnel Services	-	-	-	-	35,782	35,782
Professional Services	385,000	109,250	110,494	(1)	49,671	(60,823)
Technical Services	-	-	-	-	1,072	1,072
Printing & Binding	-	-	(266)	0	-	266
Travel	-	-	13	(0)	-	(13)
Dues & Fees	-	-	-	-	-	-
<b>Purchased/ Contracted Services</b>	<b>385,000</b>	<b>109,250</b>	<b>110,241</b>	<b>(1)</b>	<b>50,744</b>	<b>(59,497)</b>
Supplies	-	-	-	-	179	179
Food	-	-	-	-	500	500
<b>Supplies and Materials</b>	<b>-</b>	<b>-</b>	<b>-</b>	<b>-</b>	<b>679</b>	<b>679</b>
<b>Total Legal</b>	<b>385,000</b>	<b>109,250</b>	<b>110,241</b>	<b>(1)</b>	<b>87,205</b>	<b>(23,036)</b>

City of Dunwoody  
YTD Statement of Revenues and  
Expenses Through March 31, 2013

<i>Finance and Administration</i>		Total Annual Budget	YTD Budget	YTD Actual	Variance (\$ '000)	(% of YTD Budget)	Prior YTD Actual	Flux (Diff from Prior Year)
Personnel Services		231,337	57,837	47,295	11	82%	42,659	(4,635)
Purchased/ Contracted Services		2,281,912	571,060	513,684	57	90%	353,396	(160,288)
Supplies		96,435	24,117	10,248	14	42%	7,396	(2,852)
Transfers Out		380,000	80,000	80,000	-	100%	80,000	-
<b>Total Finance and Administration</b>		<b>2,989,684</b>	<b>733,014</b>	<b>651,227</b>	<b>82</b>	<b>89%</b>	<b>483,451</b>	<b>(167,776)</b>

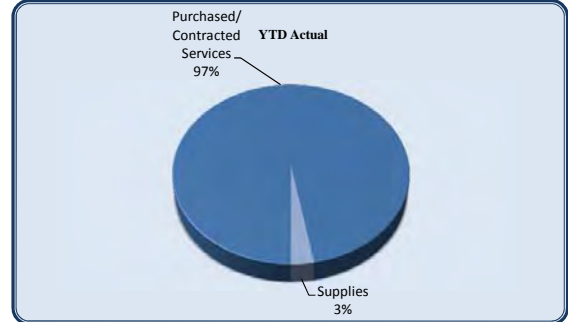
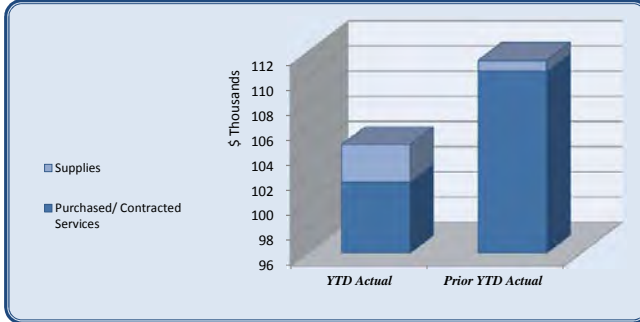


<i>Finance and Administration</i>		Total Annual Budget	YTD Budget	YTD Actual	Variance (\$ '000)	(% of YTD Budget)	Prior YTD Actual	Flux (Diff from Prior Year)
Regular Salaries		128,707	32,178	31,408	1	98%	29,770	(1,637)
Group Insurance		19,347	4,836	4,481	0	93%	3,778	(703)
Medicare		1,867	468	475	(0)	102%	390	(85)
Retirement		20,851	5,214	5,433	(0)	104%	4,534	(899)
Unemployment Insurance		-	-	-	-	-	-	-
Workers' Compensation		315	78	-	0	0%	-	-
Other Employee Benefits		60,250	15,063	5,498	10	36%	4,187	(1,311)
<b>Personnel Services</b>		<b>231,337</b>	<b>57,837</b>	<b>47,295</b>	<b>11</b>	<b>82%</b>	<b>42,659</b>	<b>(4,635)</b>
Official/Admin Services		1,320,060	330,015	312,499	18	95%	208,333	(104,166)
Professional Services		126,340	31,582	23,952	8	76%	25,538	1,586
Technical Services		31,960	7,992	1,072	7	13%	568	(504)
Repairs & Maintenance		101,113	25,278	2,179	23	9%	1,487	(692)
Rentals		539,319	134,829	105,970	29	79%	104,582	(1,388)
Insurance		59,800	14,949	-	15	0%	-	-
Communications		8,400	2,685	2,334	0	87%	1,800	(534)
Advertising		9,500	2,376	-	2	0%	-	-
Printing & Binding		8,900	2,223	-	2	0%	2,764	2,764
Travel		5,500	1,377	213	1	15%	661	448
Dues & Fees		16,920	4,230	58,811	(55)	1390%	460	(58,351)
Education & Training		32,500	8,124	1,998	6	25%	4,636	2,638
Other Charges		21,600	5,400	4,655	1	86%	2,567	(2,088)
<b>Purchased/ Contracted Services</b>		<b>2,281,912</b>	<b>571,060</b>	<b>513,684</b>	<b>57</b>	<b>90%</b>	<b>353,396</b>	<b>(160,288)</b>
Supplies		19,500	4,878	2,792	2	57%	3,310	518
Electricity		38,000	9,501	5,354	4	56%	3,319	(2,035)
Diesel		10,000	2,499	-	2	0%	-	-
Food		14,280	3,570	1,591	2	45%	777	(814)
Books & Periodicals		2,000	504	-	1	0%	(10)	(10)
Small Equipment		12,655	3,165	511	3	16%	-	-
<b>Supplies</b>		<b>96,435</b>	<b>24,117</b>	<b>10,248</b>	<b>14</b>	<b>42%</b>	<b>7,396</b>	<b>(2,852)</b>
Transfers to Debt Service Fund		80,000	80,000	80,000	-	100%	80,000	-
Transfers to Capital		300,000	-	-	-	-	-	-
<b>Transfers Out</b>		<b>380,000</b>	<b>80,000</b>	<b>80,000</b>	<b>-</b>	<b>100%</b>	<b>80,000</b>	<b>-</b>
<b>Total Finance and Administration</b>		<b>2,989,684</b>	<b>733,014</b>	<b>651,227</b>	<b>82</b>	<b>89%</b>	<b>483,451</b>	<b>(167,776)</b>



City of Dunwoody  
YTD Statement of Revenues and  
Expenses Through March 31, 2013

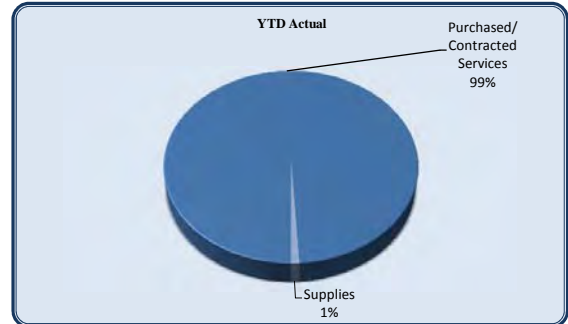
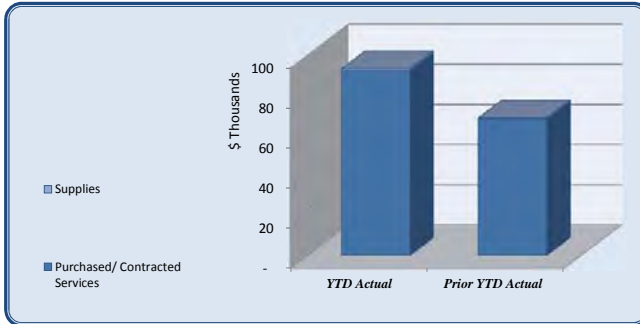
Information Technology	Total Annual Budget	YTD Budget	YTD Actual	Variance (\$ '000)	(% of YTD Budget)	Prior YTD Actual	Flux (Diff from Prior Year)
Purchased/ Contracted Services	476,341	119,088	101,655	17	85%	110,467	8,812
Supplies	11,838	3,071	2,975	0	97%	882	(2,093)
Transfers Out	109,000	109,000	109,000	-	100%	127,000	18,000
<b>Total Information Technology</b>	<b>597,180</b>	<b>231,159</b>	<b>213,630</b>	<b>18</b>	<b>92%</b>	<b>238,349</b>	<b>24,719</b>



Information Technology	Total Annual Budget	YTD Budget	YTD Actual	Variance (\$ '000)	(% of YTD Budget)	Prior YTD Actual	Flux (Diff from Prior Year)
Official/Admin Svcs	294,216	73,554	73,554	0	100%	79,033	5,480
Professional Services	-	-	50	(0)	-	-	(50)
Technical Services	17,400	4,350	50	4	1%	8,288	8,238
Repairs & Maintenance	120,120	30,030	19,116	11	64%	14,538	(4,578)
Communications	40,355	10,089	8,884	1	88%	8,607	(277)
Printing & Binding	500	126	-	0	0%	-	-
Education & Training	3,750	939	-	1	0%	-	-
<b>Purchased/ Contracted Services</b>	<b>476,341</b>	<b>119,088</b>	<b>101,655</b>	<b>17</b>	<b>85%</b>	<b>110,467</b>	<b>8,812</b>
Supplies	500	126	78	0	62%	84	6
Books & Periodicals	-	-	-	-	-	100	100
Small Equipment	11,338	2,945	2,898	0	98%	698	-
<b>Supplies</b>	<b>11,838</b>	<b>3,071</b>	<b>2,975</b>	<b>0</b>	<b>97%</b>	<b>882</b>	<b>(2,093)</b>
Transfers to Debt Service Fund	109,000	109,000	109,000	-	100%	109,000	-
Transfers to Capital	-	-	-	-	-	18,000	18,000
<b>Transfers Out</b>	<b>109,000</b>	<b>109,000</b>	<b>109,000</b>	<b>-</b>	<b>100%</b>	<b>127,000</b>	<b>18,000</b>
<b>Total Information Technology</b>	<b>597,180</b>	<b>231,159</b>	<b>213,630</b>	<b>18</b>	<b>92%</b>	<b>238,349</b>	<b>24,719</b>

City of Dunwoody  
 YTD Statement of Revenues and  
 Expenses Through March 31, 2013

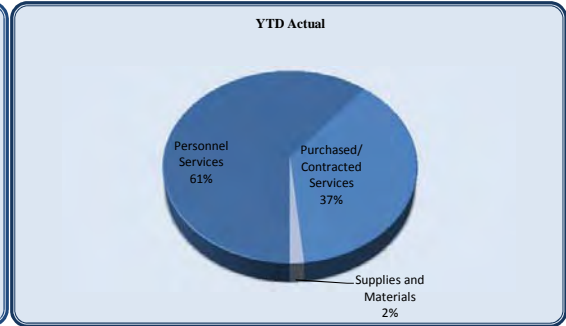
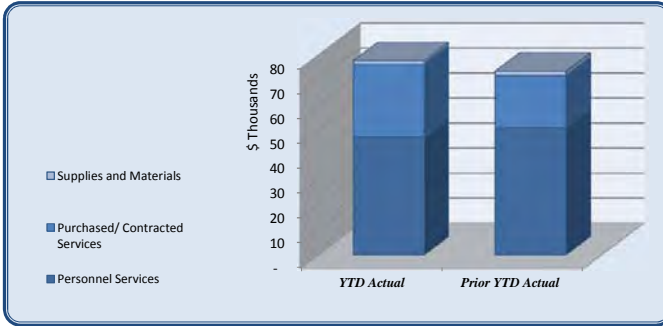
Marketing	Total Annual Budget	YTD Budget	YTD Actual	Variance (\$ '000)	(% of YTD Budget)	Prior YTD Actual	Flux (Diff from Prior Year)
Purchased/ Contracted Services	439,025	113,507	92,365	21	81%	68,187	(24,178)
Supplies	13,403	3,351	889	2	27%	522	(366)
<b>Total Marketing</b>	<b>452,428</b>	<b>116,858</b>	<b>93,253</b>	<b>24</b>	<b>80%</b>	<b>68,709</b>	<b>(24,544)</b>



Marketing	Total Annual Budget	YTD Budget	YTD Actual	Variance (\$ '000)	(% of YTD Budget)	Prior YTD Actual	Flux (Diff from Prior Year)
Official/Admin Services	290,275	72,570	72,558	0	100%	45,544	(27,015)
Professional Services	65,750	16,437	9,129	7	56%	7,554	(1,575)
Technical Services	5,000	5,000	3,600	1	72%	3,600	-
Communications	5,000	1,251	-	1	0%	159	159
Advertising	52,000	12,999	7,077	6	54%	11,040	3,963
Printing & Binding	18,000	4,500	-	5	0%	200	200
Dues & Fees	3,000	750	-	1	0%	90	90
<b>Purchased/ Contracted Services</b>	<b>439,025</b>	<b>113,507</b>	<b>92,365</b>	<b>21</b>	<b>81%</b>	<b>68,187</b>	<b>(24,178)</b>
Supplies	9,000	2,250	889	1	40%	522	(366)
Food	2,500	624	-	1	0%	-	-
Small Equipment	1,903	477	-	0	0%	-	-
<b>Supplies</b>	<b>13,403</b>	<b>3,351</b>	<b>889</b>	<b>2</b>	<b>27%</b>	<b>522</b>	<b>(366)</b>
<b>Total Marketing</b>	<b>452,428</b>	<b>116,858</b>	<b>93,253</b>	<b>24</b>	<b>80%</b>	<b>68,709</b>	<b>(24,544)</b>

City of Dunwoody  
YTD Statement of Revenues and  
Expenses Through March 31, 2013

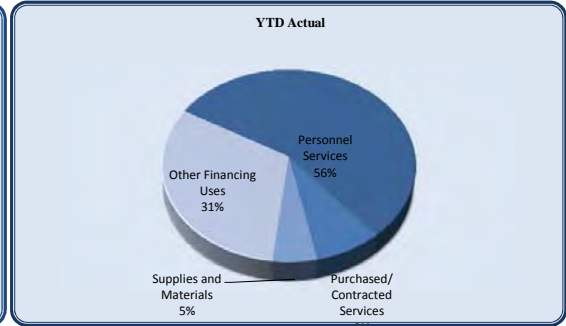
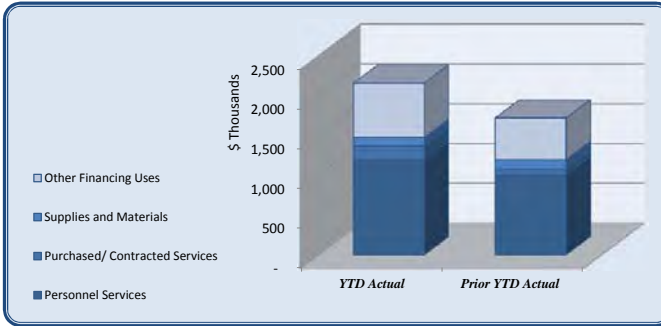
<i>Municipal Court</i>	Total Annual Budget	YTD Budget	YTD Actual	Variance	(% of YTD Budget)	Prior YTD Actual	Flux
							(Diff from Prior Year)
					(\$ '000)		
Personnel Services	193,692	48,423	47,380	1	98%	51,124	3,744
Purchased/ Contracted Services	166,900	41,727	29,198	13	70%	20,718	(8,480)
Supplies and Materials	8,858	2,508	1,251	1	50%	1,760	509
Other Financing Uses	22,500	22,500	22,500	-	100%	22,501	1
<b>Total Municipal Court</b>	<b>391,950</b>	<b>115,158</b>	<b>100,330</b>	<b>15</b>	<b>87%</b>	<b>96,104</b>	<b>(4,226)</b>



<i>Municipal Court</i>	Total Annual Budget	YTD Budget	YTD Actual	Variance	(% of YTD Budget)	Prior YTD Actual	Flux
							(Diff from Prior Year)
					(\$ '000)		
Regular Salaries	138,267	34,566	33,623	1	97%	33,117	(506)
Solicitor Salaries	-	-	-	-	-	8,250	8,250
Overtime Salaries	6,000	1,500	1,070	0	71%	144	(925)
Group Insurance	24,076	6,018	6,312	(0)	105%	4,516	(1,796)
Medicare	2,005	501	526	(0)	105%	518	(8)
Retirement	22,399	5,601	5,850	(0)	104%	4,579	(1,271)
Workers' Compensation	945	237	-	0	0%	-	-
<b>Personnel Services</b>	<b>193,692</b>	<b>48,423</b>	<b>47,380</b>	<b>1</b>	<b>98%</b>	<b>51,124</b>	<b>3,744</b>
Professional Services	118,000	29,499	22,703	7	77%	15,440	(7,263)
Technical Services	15,500	3,876	3,721	0	96%	2,443	(1,278)
Repairs & Maintenance	14,000	3,501	900	3	26%	763	(138)
Rentals	4,000	999	63	1	6%	761	698
Communications	4,000	999	985	0	99%	435	(550)
Printing & Binding	500	126	26	0	21%	-	(26)
Travel	5,050	1,263	-	1	0%	46	46
Dues & Fees	900	225	-	0	0%	35	35
Education & Training	4,950	1,239	800	0	65%	795	(5)
<b>Purchased/ Contracted Services</b>	<b>166,900</b>	<b>41,727</b>	<b>29,198</b>	<b>13</b>	<b>70%</b>	<b>20,718</b>	<b>(8,480)</b>
Supplies	5,250	1,605	1,089	1	68%	1,760	671
Food	-	-	163	(0)	0%	-	(163)
Books & Periodicals	600	150	-	0	0%	-	-
Small Equipment	3,008	753	-	1	0%	-	-
<b>Supplies and Materials</b>	<b>8,858</b>	<b>2,508</b>	<b>1,251</b>	<b>1</b>	<b>50%</b>	<b>1,760</b>	<b>509</b>
Transfers to Debt Service Fund	22,500	22,500	22,500	-	100%	22,500	-
Cash over/short	-	-	-	-	-	1	1
<b>Other Financing Uses</b>	<b>22,500</b>	<b>22,500</b>	<b>22,500</b>	<b>-</b>	<b>100%</b>	<b>22,501</b>	<b>1</b>
<b>Total Municipal Court</b>	<b>391,950</b>	<b>115,158</b>	<b>100,330</b>	<b>15</b>	<b>87%</b>	<b>96,104</b>	<b>(4,226)</b>

City of Dunwoody  
YTD Statement of Revenues and  
Expenses Through March 31, 2013

Police	Total Annual	YTD Budget	YTD Actual	Variance	Prior YTD Actual	Flux	
	Budget						(% of YTD Budget)
				(\$ '000)			
Personnel Services	4,804,634	1,266,913	1,199,389	68	95%	1,010,639	(188,750)
Purchased/ Contracted Services	559,827	196,383	168,697	28	86%	69,471	(99,226)
Supplies and Materials	404,108	120,950	111,378	10	92%	121,797	10,419
Other Financing Uses	707,509	679,562	679,562	-	100%	519,500	(160,062)
<b>Total Police</b>	<b>6,476,078</b>	<b>2,263,808</b>	<b>2,159,026</b>	<b>105</b>	<b>95%</b>	<b>1,721,407</b>	<b>(437,619)</b>



Police	Total Annual	YTD Budget	YTD Actual	Variance	Prior YTD Actual	Flux	
	Budget						(% of YTD Budget)
				(\$ '000)			
Regular Salaries	3,098,528	762,631	711,080	52	93%	693,644	(17,436)
Overtime Salaries	302,113	75,528	65,799	10	87%	56,541	(9,258)
<b>Total Salaries</b>	<b>3,400,641</b>	<b>838,159</b>	<b>776,880</b>	<b>61</b>	<b>93%</b>	<b>750,185</b>	<b>(26,695)</b>

Employee Benefits	-	-	-	-	-	-	-
Group Insurance	726,666	181,668	164,154	18	90%	129,047	(35,107)
Medicare	49,303	12,327	11,934	0	97%	9,794	(2,140)
Retirement	518,724	129,681	127,551	2	98%	100,369	(27,182)
Tuition Reimbursement	-	-	-	-	-	-	-
Unemployment Insurance	-	-	-	-	-	-	-
Workers' Compensation	109,300	105,077	118,871	(14)	113%	21,244	(97,627)
Other Employee Benefits	-	-	-	-	-	-	-
<b>Personnel Services</b>	<b>1,403,993</b>	<b>428,753</b>	<b>422,510</b>	<b>6</b>	<b>99%</b>	<b>260,455</b>	<b>(162,055)</b>

Professional Services	17,000	7,185	5,853	1	81%	5,031	(821)
Technical Services	35,400	15,000	13,637	1	91%	4,980	(8,657)
Repairs & Maintenance	264,056	106,005	102,654	3	97%	22,717	(79,937)
Rentals	12,100	3,024	979	2	32%	3,844	2,865
Insurance	79,761	19,941	-	20	0%	-	-
Claims	-	-	7,689	(8)	-	-	(7,689)
Communications	68,120	17,031	17,537	(1)	103%	14,284	(3,253)
Advertising	2,500	624	230	0	37%	-	(230)
Printing & Binding	5,440	1,359	237	1	17%	47	(190)
Travel	37,760	9,441	4,034	5	43%	5,310	1,275
Dues & Fees	10,360	3,600	4,100	(0)	114%	3,355	(745)
Education & Training	27,330	13,173	11,747	1	89%	9,904	(1,843)
Other Purchased Services-Other	-	-	-	-	-	-	-
<b>Purchased/ Contracted Services</b>	<b>559,827</b>	<b>196,383</b>	<b>168,697</b>	<b>28</b>	<b>86%</b>	<b>69,471</b>	<b>(99,226)</b>

Supplies	104,505	26,126	24,801	1	95%	24,146	(655)
Supplies-Explorer Program	6,000	1,500	699	1	47%	50	(649)
Gasoline	240,000	60,000	53,568	6	89%	56,673	3,106
Food	6,000	1,500	242	1	16%	3,413	3,171
Books & Periodicals	2,500	624	410	0	66%	136	(274)
Cash Over & Short	-	-	-	-	-	30	30
Small Equipment	45,103	31,200	31,659	(0)	101%	37,348	5,689
<b>Supplies and Materials</b>	<b>404,108</b>	<b>120,950</b>	<b>111,378</b>	<b>10</b>	<b>92%</b>	<b>121,797</b>	<b>10,419</b>

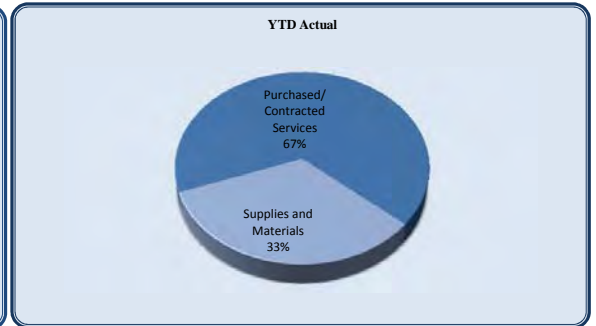
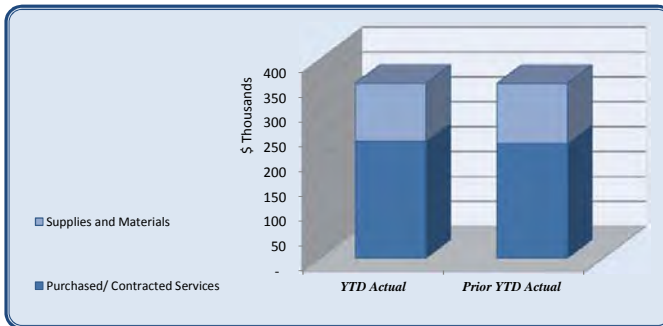
Transfers to Debt Service Fund	469,500	441,553	441,553	-	100%	469,500	27,947
Transfers to Capital Fund	238,009	238,009	238,009	-	100%	50,000	(188,009)
<b>Other Financing Uses</b>	<b>707,509</b>	<b>679,562</b>	<b>679,562</b>	<b>-</b>	<b>100%</b>	<b>519,500</b>	<b>(160,062)</b>

<b>Total Police</b>	<b>6,476,078</b>	<b>2,263,808</b>	<b>2,159,026</b>	<b>105</b>	<b>95%</b>	<b>1,721,407</b>	<b>(437,619)</b>
---------------------	------------------	------------------	------------------	------------	------------	------------------	------------------

City of Dunwoody  
YTD Statement of Revenues and  
Expenses Through March 31, 2013

<i>E-911</i>	Total Annual	YTD Budget	YTD Actual	Variance	Prior YTD Actual	Flux
	Budget			(% of YTD Budget)		
				(\$ '000)		
Transfers to E-911 Fund	300,696	75,174	54,678	20	73%	37,698
<b>Total E-911</b>	<b>300,696</b>	<b>75,174</b>	<b>54,678</b>	<b>20</b>	<b>73%</b>	<b>37,698</b>

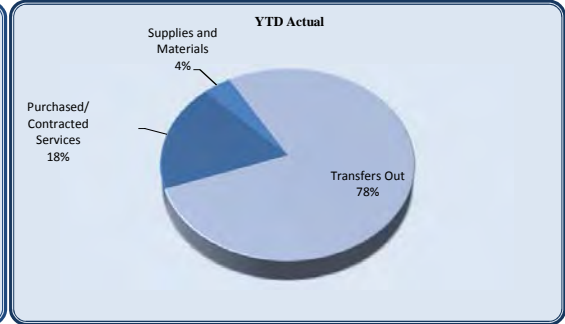
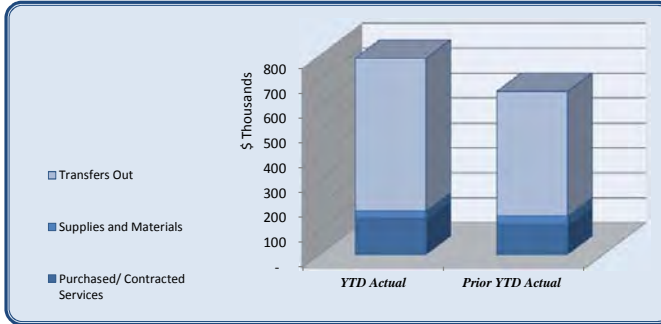
<i>Public Works</i>	Total Annual	YTD Budget	YTD Actual	Variance	Prior YTD Actual	Flux
	Budget			(% of YTD Budget)		
				(\$ '000)		
Purchased/ Contracted Services	1,260,084	315,021	234,778	80	75%	(3,958)
Supplies and Materials	539,415	134,856	116,919	18	87%	3,810
Transfers to Capital Fund	2,475,000	525,000	525,000	-	100%	(525,000)
<b>Total Public Works</b>	<b>4,274,499</b>	<b>974,877</b>	<b>876,697</b>	<b>98</b>	<b>90%</b>	<b>(525,169)</b>



<i>Public Works</i>	Total Annual	YTD Budget	YTD Actual	Variance	Prior YTD Actual	Flux
	Budget			(% of YTD Budget)		
				(\$ '000)		
Official/Admin Svcs	255,000	63,750	63,750	-	100%	(63,750)
Professional Services	80,000	20,001	-	20	0%	-
Professional Services-Lowe	-	-	-	-	-	71,500
Tree Fund Expenses	-	-	3,375	(3)	-	(3,375)
Technical Services	2,400	600	600	-	100%	39,900
Repairs & Maintenance	23,300	5,826	-	6	0%	7,000
R&M - Signs	-	-	1,702	(2)	-	(1,702)
R&M - Storm Damage Removal	25,000	6,249	1,432	5	23%	(1,432)
R&M - Street Maintenance	628,334	157,083	107,417	50	68%	(48,886)
R&M - Traffic Signals	201,000	50,250	46,600	4	93%	977
R&M - Curb Replacement	-	-	-	-	-	-
R&M - Right of Way Maint	40,000	9,999	3,576	6	36%	1,420
Claims	3,000	750	810	(0)	0%	(810)
Communications	300	75	189	(0)	253%	(181)
Advertising	1,000	249	-	0	0%	148
Printing & Binding	750	189	-	0	0%	534
Travel	-	-	8	(0)	-	(2)
<b>Purchased/ Contracted Services</b>	<b>1,260,084</b>	<b>315,021</b>	<b>234,778</b>	<b>80</b>	<b>75%</b>	<b>(3,958)</b>
Supplies-Office	1,000	249	115	0	46%	(44)
Supplies-Road Materials	50,000	12,501	7,841	5	63%	3,582
Electricity	485,000	121,251	108,963	12	90%	272
Small Equipment	3,415	855	-	1	0%	-
<b>Supplies and Materials</b>	<b>539,415</b>	<b>134,856</b>	<b>116,919</b>	<b>18</b>	<b>87%</b>	<b>3,810</b>
Transfers to Capital Fund	2,475,000	525,000	525,000	-	100%	(525,000)
<b>Transfers to Capital Fund</b>	<b>2,475,000</b>	<b>525,000</b>	<b>525,000</b>	<b>-</b>	<b>100%</b>	<b>(525,000)</b>
<b>Total Public Works</b>	<b>4,274,499</b>	<b>974,877</b>	<b>876,697</b>	<b>98</b>	<b>90%</b>	<b>(525,169)</b>

City of Dunwoody  
YTD Statement of Revenues and  
Expenses Through March 31, 2013

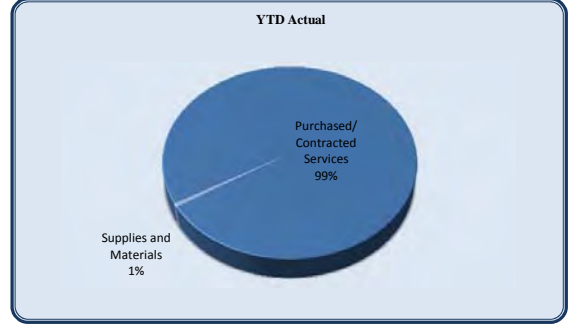
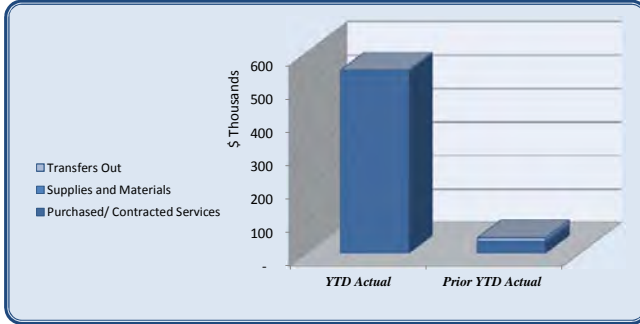
<b>Parks and Recreation</b>							
	Total Annual Budget	YTD Budget	YTD Actual	Variance (\$ '000)	(% of YTD Budget)	Prior YTD Actual	Flux (Diff from Prior Year)
Purchased/ Contracted Services	733,000	183,252	144,091	39	79%	120,287	(23,804)
Supplies and Materials	226,689	56,673	30,659	26	54%	34,414	3,754
Transfers Out	2,455,367	613,841	613,841	-	100%	500,287	(113,554)
<b>Total Parks and Recreation</b>	<b>3,415,056</b>	<b>853,766</b>	<b>788,591</b>	<b>65</b>	<b>92%</b>	<b>654,987</b>	<b>(133,604)</b>



<b>Parks and Recreation</b>							
	Total Annual Budget	YTD Budget	YTD Actual	Variance (\$ '000)	(% of YTD Budget)	Prior YTD Actual	Flux (Diff from Prior Year)
Official/Admin Svcs	125,000	31,251	31,250	0	100%	-	(31,250)
Professional Services	2,000	501	-	1	0%	14,513	14,513
Technical Services	-	-	-	-	-	5,005	5,005
R&M-Parks	570,000	142,500	112,715	30	79%	100,770	(11,945)
Rentals	2,000	501	-	1	0%	-	-
Property/Liability Insurance	32,100	8,025	-	8	0%	-	-
Communications	1,500	375	126	0	34%	138	12
Advertising	-	-	-	-	-	-	-
Printing & Binding	-	-	-	-	-	-	-
Dues & Fees	400	99	-	0	0%	400	400
<b>Purchased/ Contracted Services</b>	<b>733,000</b>	<b>183,252</b>	<b>144,091</b>	<b>39</b>	<b>79%</b>	<b>120,287</b>	<b>(23,804)</b>
Supplies	80,000	20,001	5,568	14	28%	4,366	(1,202)
Utilities	138,000	34,500	25,091	9	73%	21,048	(4,043)
Food	-	-	-	-	-	-	-
Small Equipment	8,689	2,172	-	2	0%	8,999	8,999
<b>Supplies and Materials</b>	<b>226,689</b>	<b>56,673</b>	<b>30,659</b>	<b>26</b>	<b>54%</b>	<b>34,414</b>	<b>3,754</b>
Transfers to Debt Service Fund	108,367	27,092	27,092	-	100%	400,287	373,195
Transfers to Capital Fund	2,347,000	586,749	586,749	-	100%	100,000	(486,749)
<b>Transfers Out</b>	<b>2,455,367</b>	<b>613,841</b>	<b>613,841</b>	<b>-</b>	<b>100%</b>	<b>500,287</b>	<b>(113,554)</b>
<b>Total Parks and Recreation</b>	<b>3,415,056</b>	<b>853,766</b>	<b>788,591</b>	<b>65</b>	<b>92%</b>	<b>654,987</b>	<b>(133,604)</b>

City of Dunwoody  
YTD Statement of Revenues and  
Expenses Through March 31, 2013

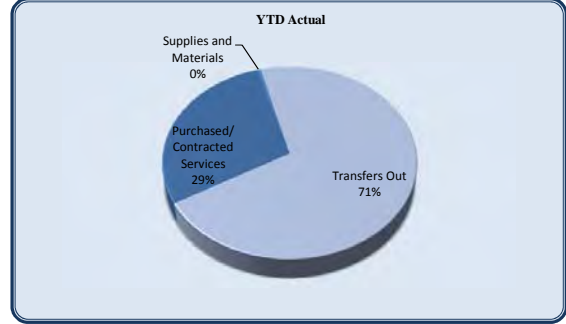
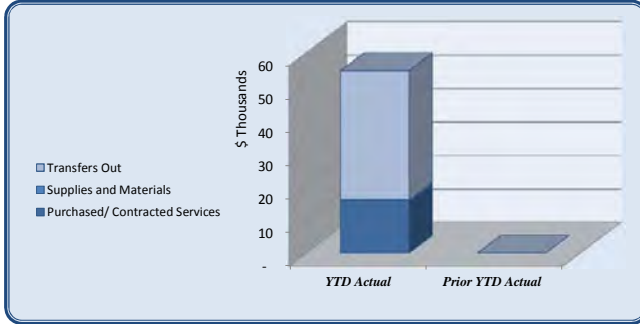
<i>Community Development</i>	Total Annual Budget	YTD Budget	YTD Actual	Variance (\$ '000)	(% of YTD Budget)	Prior YTD Actual	Flux (Diff from Prior Year)
Purchased/ Contracted Services	1,799,602	495,319	544,408	(49)	110%	30,699	(513,709)
Supplies and Materials	26,611	6,651	3,323	3	50%	5,666	2,343
Transfers Out	50,000	-	-	-	-	9,500	9,500
<b>Total Community Development</b>	<b>1,876,212</b>	<b>501,970</b>	<b>547,731</b>	<b>(46)</b>	<b>109%</b>	<b>45,865</b>	<b>(501,866)</b>



<i>Community Development</i>	Total Annual Budget	YTD Budget	YTD Actual	Variance (\$ '000)	(% of YTD Budget)	Prior YTD Actual	Flux (Diff from Prior Year)
Official/Admin Svcs	1,502,000	375,501	436,516	(61)	116%	-	(436,516)
Professional Services	100,000	39,500	38,934	566	99%	22,457	(16,477)
Technical Services	84,000	21,000	13,853	7167	66%	3,625	(10,228)
Repairs & Maintenance	83,320	51,149	51,885	(736)	101%	-	(51,885)
Rentals	-	-	521	(521)	-	1,364	844
Insurance Claims	-	-	-	-	-	128	128
Communications	3,532	1,300	883	417	68%	111	(772)
Advertising	18,000	4,500	756	1744	17%	1,841	1,085
Printing & Binding	2,000	680	484	1916	71%	587	103
Travel	3,000	750	-	2250	0%	7	7
Dues & Fees	2,250	564	575	(191)	102%	578	3
Education & Training	1,500	375	-	1125	0%	-	-
Other Purchased Services-Other	-	-	-	-	-	-	-
<b>Purchased/ Contracted Services</b>	<b>1,799,602</b>	<b>495,319</b>	<b>544,408</b>	<b>(49)</b>	<b>110%</b>	<b>30,699</b>	<b>(513,709)</b>
Supplies	11,500	2,874	3,105	(231)	108%	5,538	2,433
Food	1,000	249	190	809	76%	128	(62)
Books & Periodicals	2,500	624	28	2472	5%	-	(28)
Small Equipment	11,611	2,904	-	8707	0%	-	-
<b>Supplies and Materials</b>	<b>26,611</b>	<b>6,651</b>	<b>3,323</b>	<b>3</b>	<b>50%</b>	<b>5,666</b>	<b>2,343</b>
Transfers to Multiple Grants Fund	50,000	-	-	-	-	-	-
<b>Transfers Out</b>	<b>50,000</b>	<b>-</b>	<b>-</b>	<b>-</b>	<b>-</b>	<b>9,500</b>	<b>9,500</b>
<b>Total Community Development</b>	<b>1,876,212</b>	<b>501,970</b>	<b>547,731</b>	<b>(46)</b>	<b>109%</b>	<b>45,865</b>	<b>(501,866)</b>

City of Dunwoody  
YTD Statement of Revenues and  
Expenses Through March 31, 2013

<i>Economic Development</i>	Total Annual Budget	YTD Budget	YTD Actual	Variance (\$ '000)	(% of YTD Budget)	Prior YTD Actual	Flux (Diff from Prior Year)
Purchased/ Contracted Services	87,468	24,117	15,719	8	65%	-	(15,719)
Supplies and Materials	771	192	273	(0)	142%	-	(273)
Transfers Out	154,444	38,610	38,610	-	100%	-	(38,610)
<b>Total Economic Development</b>	<b>242,682</b>	<b>62,919</b>	<b>54,602</b>	<b>8</b>	<b>87%</b>	<b>-</b>	<b>(54,602)</b>



<i>Economic Development</i>	Total Annual Budget	YTD Budget	YTD Actual	Variance (\$ '000)	(% of YTD Budget)	Prior YTD Actual	Flux (Diff from Prior Year)
Professional Services	30,000	7,500	7,500	-	100%	-	(7,500)
Technical Services	7,000	1,749	-	2	0%	-	-
Communications	968	243	-	0	0%	-	-
Advertising	33,000	8,250	4,696	4	57%	-	(4,696)
Printing & Binding	3,500	876	-	1	0%	-	-
Travel	7,000	1,749	-	2	0%	-	-
Dues & Fees	3,000	3,000	3,523	(1)	117%	-	(3,523)
Education & Training	3,000	750	-	1	0%	-	-
<b>Purchased/ Contracted Services</b>	<b>87,468</b>	<b>24,117</b>	<b>15,719</b>	<b>8</b>	<b>65%</b>	<b>-</b>	<b>(15,719)</b>
<b>Supplies and Materials</b>	<b>771</b>	<b>192</b>	<b>273</b>	<b>(0)</b>	<b>142%</b>	<b>-</b>	<b>(273)</b>
Transfers to Debt Service Fund	154,444	38,610	38,610	-	100%	-	(38,610)
<b>Transfers Out</b>	<b>154,444</b>	<b>38,610</b>	<b>38,610</b>	<b>-</b>	<b>87%</b>	<b>-</b>	<b>(54,602)</b>
<b>Total Economic Development</b>	<b>242,682</b>	<b>62,919</b>	<b>54,602</b>	<b>8</b>	<b>87%</b>	<b>-</b>	<b>(54,602)</b>

<i>Contingency</i>	Total Annual Budget	YTD Budget	YTD Actual	Variance (\$ '000)	(% of YTD Budget)	Prior YTD Actual	Flux (Diff from Prior Year)
Contingency	575,000	143,751	-	144	0%	-	-
<b>Total Contingency</b>	<b>575,000</b>	<b>143,751</b>	<b>-</b>	<b>144</b>	<b>0%</b>	<b>-</b>	<b>-</b>
<b>Total General Fund Expenditures</b>	<b>22,760,039</b>	<b>6,407,325</b>	<b>5,841,978</b>	<b>565</b>	<b>91%</b>	<b>3,980,135</b>	<b>(1,861,844)</b>
<b>Total Revenues over/(under) Expenditures</b>	<b>1,106,961</b>	<b>741,428</b>	<b>1,527,110</b>	<b>786</b>	<b>206%</b>	<b>1,343,503</b>	<b>183,608</b>



#K.1.

City of Dunwoody  
YTD Statement of Revenues and  
Expenses Through March 31, 2013

<i>E911 Fund</i>	Total Annual Budget	YTD Budget	YTD Actual	Variance	Prior YTD Actual	Flux
				(\$ '000)	(% of YTD Budget)	(Diff from Prior Year)
<b>Revenues</b>						
E911 Revenue	850,000	212,500	252,415	40	119%	210,315 (42,100)
Transfers In	300,696	95,104	54,678	(40)	57%	92,376 37,698
<b>Total Revenues</b>	<b>1,150,696</b>	<b>307,604</b>	<b>307,093</b>	<b>(1)</b>	<b>100%</b>	<b>302,691 (4,402)</b>
<b>Expenditures</b>						
Professional Services	-	-	-	-		-
Communications	9,520	4,043	4,781	(1)	118%	- (4,781)
Machinery & Equipment	5,000	1,250	-	1	0%	-
Intergovernmental-E911 (Chatcomm)	1,075,000	268,750	268,750	0	100%	268,750 -
Transfers Out-Debt	61,176	33,561	33,561	-	100%	- (33,561)
<b>Total Expenditures</b>	<b>1,150,696</b>	<b>307,605</b>	<b>307,093</b>	<b>1</b>	<b>100%</b>	<b>268,750 (38,343)</b>
<b>Total Revenues over/(under) Expenditures</b>	<b>-</b>	<b>(0)</b>	<b>0</b>	<b>0</b>	<b>-170%</b>	<b>33,941 33,941</b>

City of Dunwoody  
 YTD Statement of Revenues and  
 Expenses Through March 31, 2013

<i>Hotel Excise Tax Fund</i>	<b>Total Annual Budget</b>	<b>YTD Budget</b>	<b>YTD Actual</b>	<b>Variance</b>		<b>Prior YTD Actual</b>	<b>Flux</b>
				(\$ '000)	(% of YTD Budget)		(Difference from Prior Year)
<b>Revenues</b>							
Hotel/Motel Tax	1,871,667	467,917	476,628	9	102%	476,601	(27)
Interest Revenue	-	-	20	0		11	(9)
<b>Total Revenues</b>	<b>1,871,667</b>	<b>467,917</b>	<b>476,647</b>	<b>9</b>	<b>102%</b>	<b>476,612</b>	<b>(35)</b>
<b>Expenditures</b>							
Transfers to General Fund	1,123,000	280,750	285,977	(5)	102%	285,961	(16)
Transfers to Component Unit - CVBD	748,667	187,167	190,651	(3)	102%	190,640	(11)
<b>Total Expenditures</b>	<b>1,871,667</b>	<b>467,917</b>	<b>476,628</b>	<b>(9)</b>	<b>102%</b>	<b>476,601</b>	<b>(27)</b>
<b>Total Revenues over/(under) Expenditures</b>	<b>-</b>	<b>-</b>	<b>20</b>	<b>0</b>		<b>11</b>	<b>(9)</b>

#K.1.

City of Dunwoody  
YTD Statement of Revenues and  
Expenses Through March 31, 2013

<i>Motor Vehicle Rental Excise Tax</i> <i>Fund</i>	<b>Total Annual Budget</b>	<b>YTD Budget</b>	<b>YTD Actual</b>	<b>Variance</b>	<b>Prior YTD Actual</b>	<b>Flux</b>
				(\$ '000)	(% of YTD Budget)	(Difference from Prior Year)
<b>Revenues</b>						
MV Rental Excise Tax	98,000	24,500	23,131	(1)	94%	23,401 271
<b>Total Revenues</b>	<b>98,000</b>	<b>24,500</b>	<b>23,131</b>	<b>(1)</b>	<b>94%</b>	<b>23,401 271</b>
<b>Expenditures</b>						
Transfers to General Fund	98,000	24,500	23,131	1	94%	23,401 271
<b>Total Expenditures</b>	<b>98,000</b>	<b>24,500</b>	<b>23,131</b>	<b>1</b>	<b>94%</b>	<b>23,401 271</b>
<b>Total Revenues over/(under) Expenditures</b>	<b>-</b>	<b>-</b>	<b>-</b>	<b>-</b>	<b>-</b>	<b>-</b>

City of Dunwoody  
YTD Statement of Revenues and  
Expenses Through March 31, 2013

<i>Capital Projects Fund</i>	Total Annual Budget	YTD Budget	YTD Actual	Variance		Prior YTD Actual	Flux
Revenues					(\$ '000)	(% of YTD Budget)	(Difference from Prior Year)
Interest Revenue	-	-	5,094	5		5,939	845
Operating Transfer In - General Fund	5,360,009	1,370,382	1,370,382	(0)	100%	277,500	(1,092,882)
Use of PY Reserves	-	-	-	-		4,875,073	4,875,073
<b>Total Revenues</b>	<b>5,360,009</b>	<b>1,370,382</b>	<b>1,375,476</b>	<b>5</b>	<b>100%</b>	<b>5,158,512</b>	<b>3,783,036</b>
<b>Expenditures</b>							
Professional Services	50,000	-	-	-		-	-
Buildings	250,000	-	-	-		-	-
<b>Facilities</b>	<b>300,000</b>	<b>-</b>	<b>-</b>	<b>-</b>		<b>-</b>	<b>-</b>
Small Equipment	52,409	18,867	18,560	0	98%	6,654	(11,907)
Machinery & Equipment	185,600	113,467	104,147	9	92%	17,655	(86,492)
<b>Police Department</b>	<b>238,009</b>	<b>132,334</b>	<b>122,707</b>	<b>10</b>	<b>93%</b>	<b>24,309</b>	<b>(98,399)</b>
Professional Services	-	-	-	-		35,503	35,503
Repairs & Maintenance	1,750,000	437,500	408,420	29	93%	-	(408,420)
Supplies	-	-	-	-		11,285	11,285
Infrastructure	725,000	255,000	258,829	(4)	102%	144,151	(114,678)
<b>Public Works</b>	<b>2,475,000</b>	<b>692,500</b>	<b>667,249</b>	<b>25</b>	<b>96%</b>	<b>190,939</b>	<b>(476,310)</b>
Sites	75,000	75,000	73,838	1	98%	2,650	(71,188)
Site improvements	1,841,000	460,250	123,437	337	27%	-	(123,437)
Infrastructure	431,000	107,750	20,472	87	19%	577	(19,895)
Machinery & Equipment	-	-	-	-		5,616	5,616
<b>Parks</b>	<b>2,347,000</b>	<b>643,000</b>	<b>217,748</b>	<b>425</b>	<b>34%</b>	<b>18,043</b>	<b>(199,705)</b>
Machinery & Equipment	-	-	762	(1)		-	(762)
<b>Community Development</b>	<b>-</b>	<b>-</b>	<b>762</b>	<b>(1)</b>		<b>-</b>	<b>(762)</b>
<b>Total Expenditures</b>	<b>5,360,009</b>	<b>1,467,834</b>	<b>1,008,466</b>	<b>459</b>	<b>69%</b>	<b>243,145</b>	<b>(765,321)</b>
<b>Total Revenues over/(under) Expenditures</b>	<b>-</b>	<b>(97,452)</b>	<b>367,010</b>	<b>464</b>	<b>-377%</b>	<b>4,915,367</b>	<b>4,548,357</b>

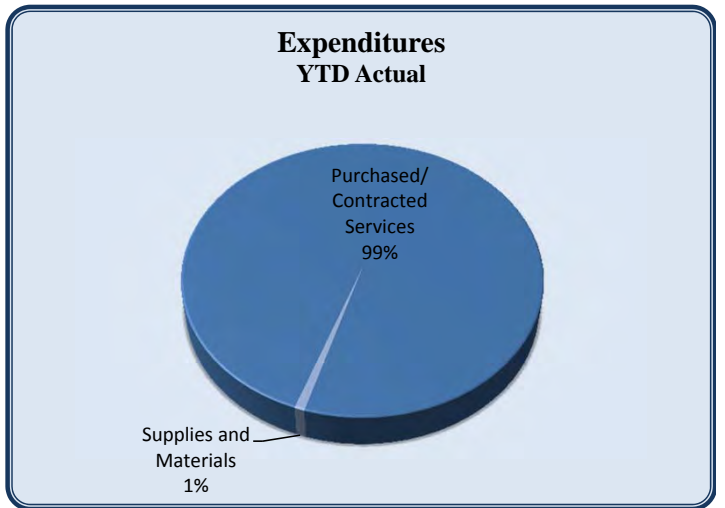
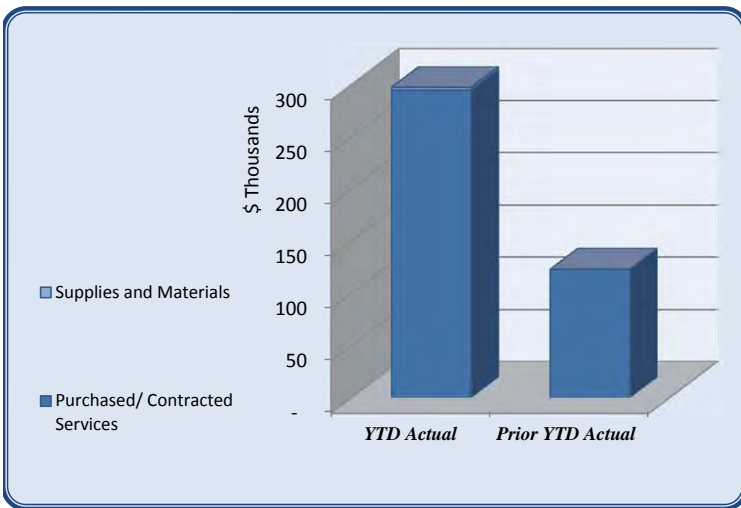
#K.1.

City of Dunwoody  
YTD Statement of Revenues and  
Expenses Through March 31, 2013

<i>Debt Service Fund</i>	Total Annual Budget	YTD Budget	YTD Actual	Variance		Prior YTD Actual	Flux
					(\$ '000)	(% of YTD Budget)	(Difference from Prior Year)
<b>Revenues</b>							
Interest Revenue	-	-	-	-		(157)	(157)
Transfers from General Fund	965,811	740,755	740,755	-		100%	1,081,287
Transfers from E911 Fund	61,176	33,561	33,561	-		100%	-
<b>Total Revenues</b>	<b>1,026,987</b>	<b>774,316</b>	<b>774,316</b>	<b>-</b>		<b>100%</b>	<b>1,081,130</b>
<b>Expenditures</b>							
Lease Principal	947,614	725,104	725,625	(1)		100%	965,741
Lease Interest	79,373	49,211	61,511	(12)		125%	143,161
<b>Total Expenditures</b>	<b>1,026,987</b>	<b>774,315</b>	<b>787,136</b>	<b>(13)</b>		<b>102%</b>	<b>1,108,902</b>
<b>Total Revenues over/(under) Expenditures</b>	<b>-</b>	<b>1</b>	<b>(12,820)</b>	<b>(13)</b>		<b>-1105186%</b>	<b>(27,772)</b>

City of Dunwoody  
 YTD Statement of Revenues and  
 Expenses Through March 31, 2013

<i>Stormwater fund</i>	Total Annual Budget	YTD Budget	YTD Actual	Variance		Prior YTD Actual	Flux
					(\$ '000)	(% of YTD Budget)	(Difference from Prior Year)
<b>Revenues</b>							
Stormwater Utility Charges	1,815,316	-	9,541	10		3,588	(5,953)
Interest Revenue	500	125	682	1		546%	445 (237)
Residual Equity Transfer In	200,000	-	-	-		-	-
<b>Total Revenues</b>	<b>2,015,816</b>	<b>125</b>	<b>10,223</b>	<b>10</b>		<b>8179%</b>	<b>4,033 (6,191)</b>
<b>Expenditures</b>							
Official/Admin Svcs	120,000	30,000	30,000	-		100%	- (30,000)
Professional Services-Stormwater	45,000	11,250	36,075	(25)		321%	30,000 (6,075)
Repairs & Maintenance	1,802,316	300,000	228,105	72		76%	89,232 (138,873)
Rep & Maint-Riprap Program	12,000	3,000	470	3		16%	2,410 1,940
Printing & Binding	500	125	-	0		0%	- -
Dues & Fees	500	125	-	0		0%	- -
Licenses	-	-	-	-		-	- -
<b>Purchased/ Contracted Services</b>	<b>1,980,316</b>	<b>344,500</b>	<b>294,650</b>	<b>50</b>		<b>86%</b>	<b>123,015 (171,635)</b>
Supplies	20,000	5,000	2,462	3		49%	- (2,462)
Books & Periodicals	500	125	-	0		0%	- -
Small Equipment	300	75	-	0		0%	- -
<b>Supplies and Materials</b>	<b>20,800</b>	<b>5,200</b>	<b>2,462</b>	<b>3</b>		<b>47%</b>	<b>- (2,462)</b>
Bad Debt Expense-Stormwater	14,700	3,675	-	4		0%	- -
<b>Contingency</b>	<b>14,700</b>	<b>3,675</b>	<b>-</b>	<b>4</b>		<b>0%</b>	<b>- -</b>
<b>Depreciation</b>	<b>-</b>	<b>-</b>	<b>-</b>	<b>-</b>		<b>-</b>	<b>- -</b>
<b>Total Expenditures</b>	<b>2,015,816</b>	<b>353,375</b>	<b>297,112</b>	<b>56</b>		<b>84%</b>	<b>123,015 (174,097)</b>
<b>Total Revenues over/(under) Expenditures</b>	<b>-</b>	<b>(353,250)</b>	<b>(286,889)</b>	<b>66</b>		<b>81%</b>	<b>(118,982) 167,906</b>



VENDOR I.D.	NAME	STATUS	CHECK DATE	AMOUNT	DISCOUNT	CHECK NO	CHECK STATUS	CHECK AMOUNT
001200	Safelite Glass Corp							
C-CHECK	Safelite Glass Corp	UNPOST	V 2/08/2013			016126		49.95CR
001200	Safelite Glass Corp							
M-CHECK	Safelite Glass Corp	UNPOST	V 2/14/2013			016126		49.95

* * T O T A L S * *	NO	INVOICE AMOUNT	DISCOUNTS	CHECK AMOUNT
REGULAR CHECKS:	0	0.00	0.00	0.00
HAND CHECKS:	0	0.00	0.00	0.00
DRAFTS:	0	0.00	0.00	0.00
EFT:	0	0.00	0.00	0.00
NON CHECKS:	0	0.00	0.00	0.00
VOID CHECKS:	1 VOID DEBITS	0.00		
	VOID CREDITS	0.00	0.00	

TOTAL ERRORS:	0				
VENDOR SET: 01 BANK: *	TOTALS:	1	0.00	0.00	0.00
BANK: *	TOTALS:	1	0.00	0.00	0.00

VEN#	VENI .D.	NAME	STATUS	CHECK DATE	AMOUNT	DISCOUNT	CHECK NO	CHECK STATUS	CHECK AMOUNT
000000	I-74454 100 3200.523400.00	AlphaGraphics AlphaGraphics Printing & Binding	R	1/10/2013	74.50		016005		74.50
000008	I-22608583 100 1565.522300.00	CIT Technology Fin Serv Inc CIT Technology Fin Serv Inc Rentals	R	1/10/2013	703.00		016006		703.00
000021	I-145868 100 3200.521200.00	Employment Screening Services Employment Screening Services Prof Svcs	R	1/10/2013	18.00		016007		18.00
000022	I-415794920 100 1540.521200.00	ADP ADP Professional Services	R	1/10/2013	150.00		016008		150.00
000049	I-INV0000059093 350 3200.542000.00	DGG Taser DGG Taser Machinery & Equipment	R	1/10/2013	4,907.55		016009		4,907.55
000052	I-2012 100 1110.523200.00 100 1110.521300.00 100 1110.531100.00 100 1110.523500.00	John Heneghan John Heneghan Communications Technical Services Supplies Travel	R	1/10/2013	584.87 215.99 313.55 20.00		016010		1,134.41
000061	I-000327434G 100 1110.512100.00 100 1320.512100.00 100 1330.512100.00 100 1511.512100.00 100 2650.512100.00 100 3200.512100.00	Blue Cross Blue Shield Blue Cross Blue Shield Group Insurance Group Insurance Group Insurance Group Insurance Group Insurance Group Insurance	R	1/10/2013	3,004.41 1,629.81 923.52 1,374.60 1,863.89 46,465.05		016011		55,261.28
000067	I-160731 100 3200.531100.03 I-163394 100 3200.531100.03 I-171333 100 3200.531100.03	Chief Law Enforcement Supply Chief Law Enforcement Supply Supplies-Uniforms Chief Law Enforcement Supply Supplies-Uniforms Chief Law Enforcement Supply Supplies-Uniforms	R	1/10/2013	31.25 31.25 80.94		016012		143.44



VENDOR I.D.	NAME	STATUS	CHECK DATE	AMOUNT	DISCOUNT	CHECK NO	CHECK STATUS	CHECK AMOUNT
000072	Choice Care Occupational Medic							
I-216970	Choice Care Occupational Medic	R	1/10/2013			016013		
100 3200.521200.00	Prof Svcs	Choice	Care Occupati	73.00				
I-217571	Choice Care Occupational Medic	R	1/10/2013			016013		
100 3200.521200.00	Prof Svcs	Choice	Care Occupati	73.00				
I-217654	Choice Care Occupational Medic	R	1/10/2013			016013		
100 3200.521200.00	Prof Svcs	Choice	Care Occupati	38.00				184.00
000087	DeKalb Muncipal Association							
I-10.25.2012	DeKalb Muncipal Association	R	1/10/2013			016014		
100 1110.523600.00	Dues & Fees	DeKalb	Muncipal Asso	25.00				25.00
000094	WEX BANK							
I-31566559	WEX BANK	R	1/10/2013			016015		
100 3200.531270.00	Gasoline	WEX BANK		13,430.70				13,430.70
000129	Verizon Wireless							
I-6825369051	Verizon Wireless	R	1/10/2013			016016		
100 1110.523200.00	Communications	Verizon	Wireless	68.85				
100 1110.523200.00	Communications	Verizon	Wireless	38.01				
100 1320.523200.00	Communications	Verizon	Wireless	125.21				
100 1330.523200.00	Communications	Verizon	Wireless	61.10				
100 1511.523200.00	Communications	Verizon	Wireless	137.61				
100 2650.523200.00	Communications	Verizon	Wireless	60.85				
100 3200.523200.00	Communications	Verizon	Wireless	2,220.69				
100 6200.523200.00	Communications	Verizon	Wireless	38.05				
100 1320.531600.00	Small Equipment	Verizon	Wireless	199.99				
100 3200.531600.00	Small Equipment	Verizon	Wireless	199.99				3,150.35
000148	Paetec							
I-54383269	Paetec	R	1/10/2013			016017		
100 1535.523200.00	Communications	Paetec		2,252.91				2,252.91
000149	AT&T							
I-770.396.1404001.18	AT&T	R	1/10/2013			016018		
100 1535.523200.00	Communications	AT&T		78.82				78.82
000150	Fidelity Security Life Insuran							
I-4572483	Fidelity Security Life Insuran	R	1/10/2013			016019		
100 0000.121300.12	EE-Vision Payable	Fidelity	Security Li	383.32				383.32
000151	Wolfe, Timothy W.							
I-12.28.2012	Wolfe, Timothy W.	R	1/10/2013			016020		
100 2650.521200.00	Prof Svcs	Wolfe,	Timothy W.	175.00				175.00

VEN#	#K.1	D.	NAME	STATUS	CHECK DATE	AMOUNT	DISCOUNT	CHECK NO	CHECK STATUS	CHECK AMOUNT
000159			Purchase Power							
		I-12.13	Purchase Power	R	1/10/2013			016021		
		100 3200.523200.00	Communications		Purchase Power	361.26				
		100 1516.523200.00	Communications		Purchase Power	426.44				
		100 2650.523200.00	Communications		Purchase Power	353.65				
		100 1330.523200.00	Communications		Purchase Power	39.24				
		100 1512.523200.00	Communications		Purchase Power	366.50				
		100 7000.523200.00	Communications		Purchase Power	336.51				
		100 4100.523200.00	Communications		Purchase Power	116.40				2,000.00
000165			Vulcan Materials Company							
		I-102-211488	Vulcan Materials Company	R	1/10/2013			016022		
		100 6200.531100.00	Supplies		Vulcan Materials Com	1,954.50				
		I-102-211642	Vulcan Materials Company	R	1/10/2013			016022		
		100 6200.531100.00	Supplies		Vulcan Materials Com	672.00				
		I-102-211856	Vulcan Materials Company	R	1/10/2013			016022		
		560 4320.531100.00	Supplies		Vulcan Materials Com	418.00				
		I-10302213	Vulcan Materials Company	R	1/10/2013			016022		
		100 4200.531100.00	Supplies		Vulcan Materials Com	1,333.83				
		I-10307547	Vulcan Materials Company	R	1/10/2013			016022		
		560 4320.522200.05	Rep & Maint-Riprap Program		Vulcan Materials Com	382.31				
		I-10312893	Vulcan Materials Company	R	1/10/2013			016022		
		560 4320.522200.05	Rep & Maint-Riprap Program		Vulcan Materials Com	483.50				
		I-10312894	Vulcan Materials Company	R	1/10/2013			016022		
		100 4200.531100.00	Supplies		Vulcan Materials Com	951.67				
		I-10316721	Vulcan Materials Company	R	1/10/2013			016022		
		560 4320.522200.05	Rep & Maint-Riprap Program		Vulcan Materials Com	976.48				
		I-841-212018	Vulcan Materials Company	R	1/10/2013			016022		
		560 4320.531100.00	Supplies		Vulcan Materials Com	315.00				
		I-841-544976	Vulcan Materials Company	R	1/10/2013			016022		
		560 4320.531100.00	Supplies		Vulcan Materials Com	495.00				7,982.29
000183			Sprint							
		I-570839599-045	Sprint	R	1/10/2013			016023		
		100 3200.523200.00	Communications		Sprint	2,051.51				2,051.51
000196			Roadworx							
		I-58343	Roadworx	R	1/10/2013			016024		
		100 6200.522200.06	R&M-Parks		Roadworx	2,769.40				2,769.40
000206			Georgia Power							
		I-06516-43042	Georgia Power	R	1/10/2013			016025		
		100 4100.531230.00	Electricity		Georgia Power	63.21				63.21

VENDOR I.D.	NAME	STATUS	CHECK DATE	AMOUNT	DISCOUNT	CHECK NO	CHECK STATUS	CHECK AMOUNT
000206	Georgia Power I-62192-39000 100 6200.531230.00	R	1/10/2013 Georgia Power	1,006.42		016026		1,006.42
000206	Georgia Power I-December - 2012 100 4100.531230.00 100 6200.531230.00	R	1/10/2013 Georgia Power Georgia Power	35,745.95 6,332.63		016027		42,078.58
000210	Rotary Club of Dunwoody, GA In I-2414 100 1110.523600.00 I-2458 100 1110.523600.00	R	1/10/2013 Rotary Club of Dunwo Rotary Club of Dunwo	437.50 437.50		016028 016028		875.00
000226	FBI CAAA I-Chief Grogan 100 3200.523700.00	R	1/10/2013 FBI CAAA	50.00		016029		50.00
000229	Sungard Public Sector Inc I-59051 100 3200.522200.01	R	1/10/2013 Sungard Public Secto	1,766.67		016030		1,766.67
000245	FedEx I-2-116-32500 100 3200.523200.00	R	1/10/2013 FedEx	27.99		016031		27.99
000271	Georgia Bureau of Investigatio I-366-240418 100 3200.521300.00	R	1/10/2013 Georgia Bureau of In	285.75		016032		285.75
001009	Kimley-Horn and Associates, In I-5006857 350 4200.541400.00	R	1/10/2013 Kimley-Horn and Asso	3,150.00		016033		3,150.00
001045	Specialty Engraving, Inc I-220285 100 3200.531100.01	R	1/10/2013 Specialty Engraving,	29.00		016034		29.00
001086	Schiff Hardin LLP I-1737968 100 1530.521200.01	R	1/10/2013 Schiff Hardin LLP	35,358.95		016035		35,358.95

VEN#	DATE	NAME	STATUS	CHECK DATE	AMOUNT	DISCOUNT	CHECK NO	CHECK STATUS	CHECK AMOUNT
00110	I-T2012-168-6750 560 4320.521200.09	TerraMark TerraMark Prof Svcs-Stormwater	R	1/10/2013	2,000.00		016036		2,000.00
001227	I-7495-5 100 3200.522200.00 I-7495-7 100 3200.522200.02	Cartique Cartique Repairs & Maintenance Cartique Repairs & Maintenance-Vehicle	R	1/10/2013	8.00 24.00		016037		32.00
001275	I-1035693 100 6200.522200.06	LMI Systems, Inc LMI Systems, Inc R&M-Parks	R	1/10/2013	1,047.82		016038		1,047.82
001316	I-20121216 100 6200.521200.00 I-20121218 350 6200.541400.00	Lose and Associates Lose and Associates Professional Services Lose and Associates Infrastructure	R	1/10/2013	1,440.00 7,300.00		016039		8,740.00
001333	I-12-1412 100 6200.522200.06	E. Harriman Construction, Inc. E. Harriman Construction, Inc. R&M-Parks	R	1/10/2013	2,847.00		016040		2,847.00
001415	I-345629 100 6200.522200.06	Rite Way Rite Way R&M-Parks	R	1/10/2013	1,621.32		016041		1,621.32
001492	I-386-11-11 100 7000.521200.00 I-386-11-13 100 7000.521200.00	James Duncan and Associates, I James Duncan and Associates, I Prof Svcs James Duncan and Associates, I Prof Svcs	R	1/10/2013	14,875.00 12,500.00		016042		27,375.00
001493	I-14667 100 1565.522200.00	Entek Entek Repairs & Maintenance	R	1/10/2013	619.00		016043		619.00
001510	I-7392 100 6200.522200.06 100 4200.522200.05 350 4200.531100.00 100 4200.522200.01	Premier Tree and Shrub Care, L Premier Tree and Shrub Care, L R&M-Parks R&M - Right of Way Maint Supplies R&M-Storm Damage Removal	R	1/10/2013	20,500.00 583.33 5,678.00 748.00		016044		27,509.33

#K.1.

VENDOR I.D.	NAME	STATUS	CHECK DATE	AMOUNT	DISCOUNT	CHECK NO	CHECK STATUS	CHECK AMOUNT
001549	Gas South, LLC							
I-2739627154- 100 6200.531230.00	Gas South, LLC Utilities	R	1/10/2013	1,997.40		016045		1,997.40
001562	Emergency Communications Netwo							
I-ECN-012987 100 3200.522200.01	Emergency Communications Netwo Repairs & Maintenance-SoftwareEmergency Communicat	R	1/10/2013	13,875.00		016046		13,875.00
001578	Georgia Tech Research Corporat							
I-924-660881212 100 3200.521300.00	Georgia Tech Research Corporat Technical Svcs	R	1/10/2013	32.02		016047		32.02
001650	American United Life Insurance							
I-G36658 - 2012 100 1540.521200.00	American United Life Insurance Professional Services	R	1/10/2013	312.50		016048		312.50
001656	De Lage Landen							
I-16352183 100 3200.523200.00	De Lage Landen Communications	R	1/10/2013	363.95		016049		363.95
001675	The Law Offices of Matthew W.							
I-1 100 2650.521200.04	The Law Offices of Matthew W. Prof Svcs-Public Defender	R	1/10/2013	120.00		016050		
I-2 100 2650.521200.04	The Law Offices of Matthew W. Prof Svcs-Public Defender	R	1/10/2013	152.50		016050		
I-3 100 2650.521200.04	The Law Offices of Matthew W. Prof Svcs-Public Defender	R	1/10/2013	97.50		016050		370.00
001676	Guardian Tracking, LLC							
I-2013-0001 100 3200.522200.01	Guardian Tracking, LLC Repairs & Maintenance-SoftwareGuardian Tracking, L	R	1/10/2013	1,637.00		016051		1,637.00
001677	Auto Genie							
I-09.25.2012 100 3200.522200.02	Auto Genie Repairs & Maintenance-Vehicle Auto Genie	R	1/10/2013	335.00		016052		335.00
1	Costello Electric Co.							
I-Costello Electric 100 0000.323100.00	Costello Electric Co.: Bldg Structures & Equipment	R	1/10/2013	115.00		016053		115.00
1	Jamal Hossaom							
I-Jamal Hossain 100 0000.316100.00	Jamal Hossaom: Business & Occupation Tax	R	1/10/2013	215.20		016054		
100 0000.321100.00	Alcoholic Beverage Licenses	Jamal Hossaom:		499.98				715.18

VEN#	#	.D.	NAME	STATUS	CHECK DATE	AMOUNT	DISCOUNT	CHECK NO	CHECK STATUS	CHECK AMOUNT
1	K.1		Math4Dunwoody LLC							
			I-Math4Dunwoody LLC	R	1/10/2013			016055		
		100 0000.316100.00	Math4Dunwoody LLC: Business & Occupation Tax			561.60				561.60
001678			ICOR Technology Inc.							
			I-QC121380a	R	1/11/2013			016056		
		250 3004.331300.12	ICOR Technology Inc. GEMA-State Cap Grant			98,735.00				98,735.00
001236			Robyn Smith							
			I-01.18.2013	R	1/22/2013			016057		
		100 3200.511100.00	Robyn Smith Regular Salaries			341.10				341.10
000010			GMA							
			I-182207	R	1/24/2013			016058		
		100 3200.512700.00	GMA Workers' Compensation			78,048.75				78,048.75
000025			Clark Patterson Lee							
			I-13 - 2012	R	1/24/2013			016059		
		100 7000.521100.01	Clark Patterson Lee Official/Admin Svcs			119,953.04				119,953.04
000061			Blue Cross Blue Shield							
			I-000330264G	R	1/24/2013			016060		
		100 1110.512100.00	Blue Cross Blue Shield Group Insurance			3,004.41				
		100 1320.512100.00	Blue Cross Blue Shie			1,629.81				
		100 1330.512100.00	Group Insurance			923.52				
		100 1511.512100.00	Blue Cross Blue Shie			1,374.60				
		100 2650.512100.00	Group Insurance			1,863.89				
		100 3200.512100.00	Blue Cross Blue Shie			48,288.83				
			I-8995264	R	1/24/2013			016060		
		100 3200.512100.00	Blue Cross Blue Shield Group Insurance			459.19				57,544.25
000074			Standard Insurance							
			I-2013/00147285	R	1/24/2013			016061		
		100 1320.512100.00	Standard Insurance Group Insurance			249.04				
		100 1330.512100.00	Standard Insurance			94.62				
		100 1511.512100.00	Group Insurance			142.27				
		100 2650.512100.00	Standard Insurance			184.50				
		100 3200.512100.00	Group Insurance			3,622.09				4,292.52
000094			WEX BANK							
			I-31752512	R	1/24/2013			016062		
		100 3200.531270.00	WEX BANK Gasoline			2,719.82				2,719.82

VENDOR I.D.	NAME	STATUS	CHECK DATE	AMOUNT	DISCOUNT	CHECK NO	CHECK STATUS	CHECK AMOUNT
000138	Riley McLendon, LLC							
I-610005	Riley McLendon, LLC	R	1/24/2013			016063		
100 2650.521200.03	Prof Svcs-Court Solicitor	Riley McLendon, LLC		80.00				
I-61003	Riley McLendon, LLC	R	1/24/2013			016063		
100 1530.521200.01	Prof Svcs-Legal	Riley McLendon, LLC		12,500.00				
I-61004	Riley McLendon, LLC	R	1/24/2013			016063		
100 1530.521200.02	Prof Svcs-Litigation	Riley McLendon, LLC		12,480.00				25,060.00
000148	Paetec							
I-54454176	Paetec	R	1/24/2013			016064		
100 1535.523200.00	Communications	Paetec		2,277.63				2,277.63
000149	AT&T							
I-"77020698550011882	AT&T	R	1/24/2013			016065		
100 1535.523200.00	Communications	AT&T		77.66				77.66
000151	Wolfe, Timothy W.							
I-01/23/2013	Wolfe, Timothy W.	R	1/24/2013			016066		
100 2650.521200.00	Prof Svcs	Wolfe, Timothy W.		700.00				700.00
000165	Vulcan Materials Company							
I-102-212116	Vulcan Materials Company	R	1/24/2013		2.25CR	016067		
100 6200.531100.00	Supplies	Vulcan Materials Com		312.75				
I-841-212085	Vulcan Materials Company	R	1/24/2013		3.75CR	016067		
560 4320.531100.00	Supplies	Vulcan Materials Com		395.75				708.50
000196	Roadworx							
I-58341	Roadworx	R	1/24/2013			016068		
560 4320.522200.00	Repairs & Maintenance	Roadworx		29,707.01				
100 6200.531100.00	Supplies	Roadworx		925.00				
I-58342	Roadworx	R	1/24/2013			016068		
100 4200.522200.02	R&M - Street Maintenance			29,994.45				
100 6200.522200.06	R&M-Parks	Roadworx		5,600.00				
I-58344	Roadworx	R	1/24/2013			016068		
100 4200.522200.03	R&M - Traffic Signals	Roadworx		10,314.63				76,541.09
000245	FedEx							
I-2-137-13234	FedEx	R	1/24/2013			016069		
100 4100.523200.00	Communications	FedEx		33.77				
100 1512.523200.00	Communications	FedEx		7.31				41.08
000262	Dunwoody Chamber of Commerce I							
I-2996	Dunwoody Chamber of Commerce I	R	1/24/2013			016070		
100 7000.523600.00	Dues & Fees	Dunwoody Chamber of		500.00				
I-3597	Dunwoody Chamber of Commerce I	R	1/24/2013			016070		
100 1110.523600.00	Dues & Fees	Dunwoody Chamber of		5.00				505.00

VEN#	PK#	D.	NAME	STATUS	CHECK DATE	AMOUNT	DISCOUNT	CHECK NO	CHECK STATUS	CHECK AMOUNT
000204			Aflac							
		I-054338	Aflac	R	1/24/2013			016071		
		100 0000.121300.18	AFLAC Deductions Payable	Aflac		1,525.34				1,525.34
000285			Institute of Continuing Judici							
		I-Irving/Gallien	Institute of Continuing Judici	R	1/24/2013			016072		
		100 2650.523700.00	Education & Training	Institute of Continu		300.00				
		I-Judge Hawkins	Institute of Continuing Judici	R	1/24/2013			016072		
		100 2650.523700.00	Education & Training	Institute of Continu		225.00				525.00
000331			Tyler Technologies, Inc							
		I-025-59304	Tyler Technologies, Inc	R	1/24/2013			016073		
		100 2650.522200.00	Repairs & Maintenance	Tyler Technologies,		200.00				200.00
001009			Kimley-Horn and Associates, In							
		I-4882759	Kimley-Horn and Associates, In	R	1/24/2013			016074		
		350 4200.541400.00	Infrastructure	Kimley-Horn and Asso		723.00				
		I-5036670	Kimley-Horn and Associates, In	R	1/24/2013			016074		
		350 6200.541200.00	Site improvements	Kimley-Horn and Asso		41,506.25				42,229.25
001026			Guardian - Appleton							
		I-February 2013	Guardian - Appleton	R	1/24/2013			016075		
		100 1110.512100.00	Group Insurance	Guardian - Appleton		240.54				
		100 1320.512100.00	Group Insurance	Guardian - Appleton		186.02				
		100 1330.512100.00	Group Insurance	Guardian - Appleton		65.75				
		100 1511.512100.00	Group Insurance	Guardian - Appleton		120.27				
		100 2650.512100.00	Group Insurance	Guardian - Appleton		183.05				
		100 3200.512100.00	Group Insurance	Guardian - Appleton		3,602.61				4,398.24
001037			Mauldin & Jenkins, LLC							
		I-533329	Mauldin & Jenkins, LLC	R	1/24/2013			016076		
		100 1512.521200.00	Professional Services	Mauldin & Jenkins,		2,000.00				2,000.00
001097			US Department of Homeland Secu							
		I-SAVE-312453	US Department of Homeland Secu	R	1/24/2013			016077		
		100 1516.521300.00	Technical Services	US Department of Hom		25.00				25.00
001187			APG PCE, LLC							
		I-February 2013	APG PCE, LLC	R	1/24/2013			016078		
		100 0000.123310.00	Abated Rent	APG PCE, LLC		40,874.60				40,874.60
001245			Communit-Y Health network							
		I-A13-40006	Communit-Y Health network	R	1/24/2013			016079		
		100 1540.512900.00	Other Employment Benefits	Communit-Y Health ne		1,188.00				1,188.00



VENDOR SET: 01 City of Dunwoody, GA  
 BANK: 03 Suntrust Disbursement Acc  
 DATE RANGE: 1/01/2013 THRU 3/31/2013

VENDOR I.D.	NAME	STATUS	CHECK DATE	AMOUNT	DISCOUNT	CHECK NO	CHECK STATUS	CHECK AMOUNT
001345	JEL Consulting Group, LLC							
I-148	JEL Consulting Group, LLC	R	1/24/2013			016080		
100 7500.521200.00	Professional Services	JEL Consulting Group		2,500.00				2,500.00
001414	Geo-Hydro Engineers, Inc.							
I-45026	Geo-Hydro Engineers, Inc.	R	1/24/2013			016081		
100 4200.541400.00	Infrastructure	Geo-Hydro Engineers,		1,551.40				1,551.40
001419	Mulcahy Accounting & Risk Cons							
I-2013-1	Mulcahy Accounting & Risk Cons	R	1/24/2013			016082		
100 1511.521200.00	Professional Services	Mulcahy Accounting &		1,291.66				1,291.66
001421	Chattahoochee River 911 Author							
I-February 2013	Chattahoochee River 911 Author	R	1/24/2013			016083		
215 3800.571000.00	Intergovernmental-E911	Chattahoochee River		89,583.33				89,583.33
001429	Hardy Chevrolet							
I-201301221941	Hardy Chevrolet	R	1/24/2013			016084		
350 3200.542000.00	Machinery & Equipment	Chevrolet tahoe PPV		25,624.00				
350 3200.542000.00	Machinery & Equipment	Dual HD Batteries		101.00				
I-201301221943	Hardy Chevrolet	R	1/24/2013			016084		
350 3200.542000.00	Machinery & Equipment	chevy Tahoe		25,624.00				
350 3200.542000.00	Machinery & Equipment	Dual HD batteries		101.00				51,450.00
001444	Kenneth Wickham							
I-01/04/2013	Kenneth Wickham	R	1/24/2013			016085		
100 2650.521200.00	Prof Svcs	Kenneth Wickham		175.00				175.00
001472	Inland Waters Pollution Contro							
I-1224005-004-1	5162 LAKESPRINGS CT	R	1/24/2013			016086		
560 4320.522200.00	Repairs & Maintenance	5162 LAKESPRINGS CT		45,841.00				
I-1224005-005-1	1360 CENTER DR	R	1/24/2013			016086		
560 4320.522200.00	Repairs & Maintenance	1360 CENTER DR		13,063.11				58,904.11
001477	Gresham, Smith and Partners							
I-0661939	Gresham, Smith and Partners	R	1/24/2013			016087		
350 4200.541400.00	Infrastructure	Gresham, Smith and P		10,163.96				10,163.96
001605	Planners & Engineers Collabora							
I-29387	Planners & Engineers Collabora	R	1/24/2013			016088		
100 4200.522200.05	R&M - Right of Way Maint	Planners & Engineers		2,450.00				2,450.00
001637	C.W. Matthews Contracting Co.,							
I-31916-03	C.W. Matthews Contracting Co.,	R	1/24/2013			016089		
350 4200.522200.00	Repairs & Maintenance	C.W. Matthews Contra		39,555.22				39,555.22

VEN#	VEN .D.	NAME	STATUS	CHECK DATE	AMOUNT	DISCOUNT	CHECK NO	CHECK STATUS	CHECK AMOUNT
001651	I-31916-04 350 4200.522200.00	C.W. Matthews Contracting Co., C.W. Matthews Contracting Co., Repairs & Maintenance	R	1/24/2013	14,080.81		016090		14,080.81
001651	I-0002743428-440 100 1530.521200.02	JAMS JAMS Prof Svcs-Litigation	R	1/24/2013	1,127.50		016091		1,127.50
001666	I-1202 100 1540.521200.00	The Forbes Group The Forbes Group Professional Services	R	1/24/2013	1,518.75		016092		1,518.75
001673	I-41385 100 7000.521300.00	Aerial Innovations of Ga., Inc Aerial Innovations of Ga., Inc Technical Svcs	R	1/24/2013	94.50		016093		94.50
001679	I-201301221942 350 3200.542000.00 350 3200.542000.00	Jim Ellis Volkswagen, Inc/dba Jim Ellis Volkswagen, Inc/dba Machinery & Equipment Machinery & Equipment	R	1/24/2013	30,207.90 487.00		016094		30,694.90
001681	I-H04100970 350 4200.541400.00	Amec Environment & Infrastruct Amec Environment & Infrastruct Infrastructure	R	1/24/2013	3,000.00		016095		3,000.00
001682	I-HIDTA 2010 250 3001.331100.12 I-HIDTA> 250 3001.331100.12	DeKalb Co. Police Services (HI DeKalb Co. Police Services (HI HIDTA-Federal Op Grant DeKalb Co. Police Se DeKalb Co. Police Services (HI HIDTA-Federal Op Grant DeKalb Co. Police Se	R	1/24/2013	82.58 80.00		016096 016096		162.58
001683	I-10148489 100 7000.521300.00 I-10148490 100 7000.521300.00 I-TN0057887 100 7000.521300.00	Tradebe Treatment and Recyclin Tradebe Treatment and Recyclin Technical Svcs Tradebe Treatment and Recyclin Technical Svcs Tradebe Treatment and Recyclin Technical Svcs	R	1/24/2013	1,631.58 11,137.42 4,088.64		016097 016097 016097		16,857.64
1	I-Denver Constructio 100 0000.316100.00	Denver Construction Co Inc Denver Construction Co Inc: Business & Occupation Tax	R	1/24/2013	721.28		016098		721.28

VENDOR SET: 01 City of Dunwoody, GA  
BANK: 03 Suntrust Disbursement Acc  
DATE RANGE: 1/01/2013 THRU 3/31/2013

VENDOR I.D.	NAME	STATUS	CHECK DATE	AMOUNT	DISCOUNT	CHECK NO	CHECK STATUS	CHECK AMOUNT
000008	CIT Technology Fin Serv Inc							
I-22769969	CIT Technology Fin Serv Inc	R	2/08/2013			016099		
100 1565.522300.00	Rentals	CIT Technology Fin S		685.00				685.00
000016	Stone, McElroy & Associates							
I-1250PA	Stone, McElroy & Associates	R	2/08/2013			016100		
100 3200.521200.00	Prof Svcs	Stone, McElroy & Ass		1,050.00				1,050.00
000067	Chief Law Enforcement Supply							
I-171334	Chief Law Enforcement Supply	R	2/08/2013			016101		
350 3200.531600.00	Small Equipment	Chief Law Enforcemen		80.94				
I-174585	Chief Law Enforcement Supply	R	2/08/2013			016101		
100 3200.531100.03	Supplies-Uniforms	Chief Law Enforcemen		80.94				
I-175358	Chief Law Enforcement Supply	R	2/08/2013			016101		
100 3200.531100.03	Supplies-Uniforms	Chief Law Enforcemen		613.91				
I-175683	Chief Law Enforcement Supply	R	2/08/2013			016101		
100 3200.531100.03	Supplies-Uniforms	Chief Law Enforcemen		1,240.98				
I-176229	Chief Law Enforcement Supply	R	2/08/2013			016101		
100 3200.531100.03	Supplies-Uniforms	Chief Law Enforcemen		21.99				
I-178298	Chief Law Enforcement Supply	R	2/08/2013			016101		
350 3200.531600.00	Small Equipment	Chief Law Enforcemen		37.35				
I-178299	Chief Law Enforcement Supply	R	2/08/2013			016101		
350 3200.531600.00	Small Equipment	Chief Law Enforcemen		32.50				
I-180229	Chief Law Enforcement Supply	R	2/08/2013			016101		
350 3200.531600.00	Small Equipment	Chief Law Enforcemen		22.59				
I-182154	Chief Law Enforcement Supply	R	2/08/2013			016101		
350 3200.531600.00	Small Equipment	Chief Law Enforcemen		69.95				
I-183995	Chief Law Enforcement Supply	R	2/08/2013			016101		
100 3200.531100.03	Supplies-Uniforms	Chief Law Enforcemen		551.99				
I-183996	Chief Law Enforcement Supply	R	2/08/2013			016101		
100 3200.531100.03	Supplies-Uniforms	Chief Law Enforcemen		80.94				
I-186146	Chief Law Enforcement Supply	R	2/08/2013			016101		
350 3200.531600.00	Small Equipment	Chief Law Enforcemen		186.39				3,020.47
000081	Dekalb Police Chief's Associat							
I-Billy Grogan	Dekalb Police Chief's Associat	R	2/08/2013			016102		
100 3200.523600.00	Dues & Fees	Dekalb Police Chief'		50.00				50.00
000094	WEX BANK							
I-31880578	WEX BANK	R	2/08/2013			016103		
100 3200.531270.00	Gasoline	WEX BANK		14,984.73				14,984.73
000102	GFOA							
I-0169521 - 2013	GFOA	R	2/08/2013			016104		
100 1512.523600.00	Dues & Fees	GFOA		250.00				250.00

VEN#	PK#	D.	NAME	STATUS	CHECK DATE	AMOUNT	DISCOUNT	CHECK NO	CHECK STATUS	CHECK AMOUNT
000110		I-January/Feb 2013	Peace Officers'	R	2/08/2013			016105		
		100 0000.121300.15	Peace Officers'			1,260.00				1,260.00
			POAB Deduction Payable							
000126		I-5140306001	Riverside Manufacturing Compan	R	2/08/2013			016106		
		100 3200.531100.03	Riverside Manufacturing Compan			179.00				179.00
			Supplies-Uniforms							
000129		I-6838597402	Verizon Wireless	R	2/08/2013			016107		
		100 1110.523200.00	Verizon Wireless			72.31				
		100 1110.523200.00	Communications			38.01				
		100 1320.523200.00	Communications			123.65				
		100 1330.523200.00	Communications			61.81				
		100 1511.523200.00	Communications			127.57				
		100 2650.523200.00	Communications			60.56				
		100 3200.523200.00	Communications			2,591.85				
		100 6200.523200.00	Communications			38.03				3,113.79
000136		I-0193795-IN	L3 Communications Mobile Visio	R	2/08/2013			016108		
		350 3200.542000.00	L3 Communications Mobile Visio			20,244.00				
			Machinery & Equipment							
		I-0194265-IN	L3 Communications Mobile Visio	R	2/08/2013			016108		
		100 3200.522200.01	L3 Communications Mobile Visio			600.00				
			Repairs & Maintenance-Software							
		I-0194266-IN	L3 Communications Mobile Visio	R	2/08/2013			016108		
		100 3200.522200.01	L3 Communications Mobile Visio			6,958.00				
			Repairs & Maintenance-Software							
		I-0194267-IN	L3 Communications Mobile Visio	R	2/08/2013			016108		
		100 3200.522200.01	L3 Communications Mobile Visio			16,150.00				
			Repairs & Maintenance-Software							
		I-0194268-IN	L3 Communications Mobile Visio	R	2/08/2013			016108		
		100 3200.522200.01	L3 Communications Mobile Visio			750.00				
			Repairs & Maintenance-Software							
		I-0194269-IN	L3 Communications Mobile Visio	R	2/08/2013			016108		
		100 3200.522200.01	L3 Communications Mobile Visio			1,075.00				
			Repairs & Maintenance-Software							
		I-0194270-IN	L3 Communications Mobile Visio	R	2/08/2013			016108		
		100 3200.522200.01	L3 Communications Mobile Visio			275.00				
			Repairs & Maintenance-Software							
		I-0194271-IN	L3 Communications Mobile Visio	R	2/08/2013			016108		
		100 3200.522200.01	L3 Communications Mobile Visio			962.43				
			Repairs & Maintenance-Software							
		I-0194272-IN	L3 Communications Mobile Visio	R	2/08/2013			016108		
		100 3200.522200.01	L3 Communications Mobile Visio			400.00				
			Repairs & Maintenance-Software							
		I-0194273-IN	L3 Communications Mobile Visio	R	2/08/2013			016108		
		100 3200.522200.01	L3 Communications Mobile Visio			125.00				47,539.43
			Repairs & Maintenance-Software							
000149		I-January 2013	AT&T	R	2/08/2013			016109		
		100 1535.523200.00	AT&T			78.65				78.65
			Communications							
			AT&T							

VENDOR SET: 01 City of Dunwoody, GA  
 BANK: 03 Suntrust Disbursement Acc  
 DATE RANGE: 1/01/2013 THRU 3/31/2013

VENDOR I.D.	NAME	STATUS	CHECK DATE	AMOUNT	DISCOUNT	CHECK NO	CHECK STATUS	CHECK AMOUNT
000156	Powell, Hugh R							
I-1858	Powell, Hugh R	R	2/08/2013			016110		
100 2650.521200.00	Prof Svcs	Powell, Hugh R		1,400.00				1,400.00
000160	Georgia Technology Authority							
I-924-660880113	Georgia Technology Authority	R	2/08/2013			016111		
100 3200.521300.00	Technical Svcs	Georgia Technology A		32.02				32.02
000163	Metro Materials Inc.							
I-28264	Metro Materials Inc.	R	2/08/2013			016112		
100 4200.531100.00	Supplies	Metro Materials Inc.		868.54				868.54
000183	Sprint							
I-570839599-046	Sprint	R	2/08/2013			016113		
100 3200.523200.00	Communications	Sprint		1,957.09				1,957.09
000196	Roadworx							
I-58352	Roadworx	R	2/08/2013			016114		
100 4200.522200.02	R&M - Street Maintenance	Roadworx		1,875.00				1,875.00
000206	Georgia Power							
I-0651643042	Georgia Power	R	2/08/2013			016115		
100 4100.531230.00	Electricity	Georgia Power		62.10				62.10
000206	Georgia Power							
I-January 2013	Georgia Power	R	2/08/2013			016116		
100 4100.531230.00	Electricity	Georgia Power		36,233.77				
100 6200.531230.00	Utilities	Georgia Power		6,332.10				42,565.87
000210	Rotary Club of Dunwoody, GA In							
I-2323	Rotary Club of Dunwoody, GA In	R	2/08/2013			016117		
100 3200.523600.00	Dues & Fees	Rotary Club of Dunwo		425.00				
I-2427	Rotary Club of Dunwoody, GA In	R	2/08/2013			016117		
100 3200.523600.00	Dues & Fees	Rotary Club of Dunwo		437.50				862.50
000216	Strategic Datacom Inc							
I-8275	Strategic Datacom Inc	R	2/08/2013			016118		
100 3200.522200.00	Repairs & Maintenance	Strategic Datacom In		300.00				300.00
000229	Sungard Public Sector Inc							
I-55871	Sungard Public Sector Inc	R	2/08/2013			016119		
100 3200.522200.01	Repairs & Maintenance-SoftwareSungard Public Secto			5,600.00				
I-57635	Sungard Public Sector Inc	R	2/08/2013			016119		
100 3200.522200.01	Repairs & Maintenance-SoftwareSungard Public Secto			1,280.00				
I-57636	Sungard Public Sector Inc	R	2/08/2013			016119		
100 3200.522200.01	Repairs & Maintenance-SoftwareSungard Public Secto			1,939.04				
I-57637	Sungard Public Sector Inc	R	2/08/2013			016119		
100 3200.522200.01	Repairs & Maintenance-SoftwareSungard Public Secto			160.00				
I-59843	Sungard Public Sector Inc	R	2/08/2013			016119		

VENUE	#	.D.	NAME	STATUS	CHECK DATE	AMOUNT	DISCOUNT	CHECK NO	CHECK STATUS	CHECK AMOUNT
000229	K.1.		Sungard Public Sector CONT							
		I-59843	Sungard Public Sector Inc	R	2/08/2013			016119		
		100 3200.523200.00	Communications	Sungard Public Secto		85.00				
		I-60703	Sungard Public Sector Inc	R	2/08/2013			016119		
		215 3800.523200.00	Communications	Sungard Public Secto		2,400.00				11,464.04
000245			FedEx							
		I-2-152-07247	FedEx	R	2/08/2013			016120		
		100 3200.523200.00	Communications	FedEx		15.73				15.73
000285			Institute of Continuing Judici							
		I-Powell, Hugh	Institute of Continuing Judici	R	2/08/2013			016121		
		100 2650.523700.00	Education & Training	Institute of Continu		225.00				225.00
000331			Tyler Technologies, Inc							
		I-025-61102	Tyler Technologies, Inc	R	2/08/2013			016122		
		100 2650.522200.00	Repairs & Maintenance	Tyler Technologies,		200.00				200.00
001009			Kimley-Horn and Associates, In							
		I-5050166	Kimley-Horn and Associates, In	R	2/08/2013			016123		
		350 4200.541400.00	Infrastructure	Kimley-Horn and Asso		7,875.00				7,875.00
001086			Schiff Hardin LLP							
		I-1744358	Schiff Hardin LLP	R	2/08/2013			016124		
		100 1530.521200.02	Prof Svcs-Litigation	Schiff Hardin LLP		6,299.50				6,299.50
001187			APG PCE, LLC							
		I-January - Electric	APG PCE, LLC	R	2/08/2013			016125		
		100 1565.531230.00	Electricity	APG PCE, LLC		1,444.15				1,444.15
001200			Safelite Glass Corp							
		I-01812-283720	Safelite Glass Corp	V	2/08/2013			016126		49.95
001200			Safelite Glass Corp							
		M-CHECK	Safelite Glass Corp	UNPOST V	2/14/2013			016126		49.95
001227			Cartique							
		I-7495-13	Cartique	R	2/08/2013			016127		
		100 3200.522200.02	Repairs & Maintenance-Vehicle	Cartique		8.00				8.00
001282			United Maintenance, Inc.							
		I-197297	United Maintenance, Inc.	R	2/08/2013			016128		
		100 6200.522200.06	R&M-Parks	United Maintenance,		2,340.10				2,340.10

VENDOR SET: 01 City of Dunwoody, GA  
 BANK: 03 Suntrust Disbursement Acc  
 DATE RANGE: 1/01/2013 THRU 3/31/2013

VENDOR I.D.	NAME	STATUS	CHECK DATE	AMOUNT	DISCOUNT	CHECK NO	CHECK STATUS	CHECK AMOUNT
001282	United Maintenance, Inc.							
I-197595	United Maintenance, Inc.	R	2/08/2013			016129		
100 6200.522200.06	R&M-Parks	United Maintenance,		1,812.65				1,812.65
001282	United Maintenance, Inc.							
I-197596	United Maintenance, Inc.	R	2/08/2013			016130		
100 6200.522200.06	R&M-Parks	United Maintenance,		1,146.02				1,146.02
001298	AED Brands							
I-29440	AED Brands	R	2/08/2013			016131		
350 3200.531600.00	Small Equipment	AED Brands		5,888.00				5,888.00
001328	LexisNexis Risk Data Managemen							
I-1502895-20130131	LexisNexis Risk Data Managemen	R	2/08/2013			016132		
100 1511.521300.00	Technical Services	LexisNexis Risk Data		100.00				100.00
001415	Rite Way							
I-346376	Rite Way	R	2/08/2013			016133		
100 6200.522200.06	R&M-Parks	Rite Way		3,960.00				
I-346562	Rite Way	R	2/08/2013			016133		
100 6200.522200.06	R&M-Parks	Rite Way		1,621.32				5,581.32
001426	A&A Plumbing							
I-236	A&A Plumbing	R	2/08/2013			016134		
100 6200.522200.06	R&M-Parks	A&A Plumbing		200.00				200.00
001434	Michael M. Hawkins							
I-Jan2013	Michael M. Hawkins	R	2/08/2013			016135		
100 2650.521200.00	Prof Svcs	Michael M. Hawkins		700.00				700.00
001508	Atlanta Business Chronicle							
I-9675	Atlanta Business Chronicle	R	2/08/2013			016136		
100 1570.523300.00	Advertising	Atlanta Business Chr		5,554.00				5,554.00
001517	Southern Premier Contractors,							
I-DUN-128	1923 Womack Rd	R	2/08/2013			016137		
560 4320.522200.00	Repairs & Maintenance	1923 Womack Rd		2,345.00				
I-DUN-129	4645 Kings Down Rd	R	2/08/2013			016137		
560 4320.522200.00	Repairs & Maintenance	4645 Kings Down Rd		1,340.00				3,685.00
001522	DataWorks Plus LLC							
I-13-135	DataWorks Plus LLC	R	2/08/2013			016138		
100 3200.522200.01	Repairs & Maintenance-SoftwareDataWorks Plus LLC			1,505.36				1,505.36

VEN#	CHK#	D.D.	NAME	STATUS	CHECK DATE	AMOUNT	DISCOUNT	CHECK NO	CHECK STATUS	CHECK AMOUNT
001520		I-99690	GRT Systems Inc dba N American	R	2/08/2013			016139		
		100 6200.522200.06	R&M-Parks		GRT Systems Inc dba	535.10				535.10
001529		I-13007	EOS Marketing & Communications	R	2/08/2013			016140		
		100 1570.521200.00	Professional Services		EOS Marketing & Comm	4,510.76				4,510.76
001549		I-*2739627154	Gas South, LLC	R	2/08/2013			016141		
		100 6200.531230.00	Utilities		Gas South, LLC	1,361.94				1,361.94
001565		I-1-28-13	Georgia Development Partners,	R	2/08/2013			016142		
		560 4320.522200.00	Repairs & Maintenance		5653 Trowbridge Dr	414.12				
		560 4320.522200.00	Repairs & Maintenance		5694 Trowbridge Dr	364.34				
		560 4320.522200.00	Repairs & Maintenance		1035 Redfield Ln	3,351.54				
		560 4320.522200.00	Repairs & Maintenance		4048 spalding dr	568.46				
		560 4320.522200.00	Repairs & Maintenance		4555 Chadwell Ln	1,434.89				
		560 4320.522200.00	Repairs & Maintenance			2,346.23				
		560 4320.522200.00	Repairs & Maintenance		5348 Redfield Dr	682.81				
		560 4320.522200.00	Repairs & Maintenance		5379 Redfield Dr	1,126.94				
		560 4320.522200.00	Repairs & Maintenance		5368 Redfield Dr	3,054.18				
		560 4320.522200.00	Repairs & Maintenance		1764 Tamworth Ct	1,547.28				14,890.79
001605		I-29600	Planners & Engineers Collabora	R	2/08/2013			016143		
		560 4320.522200.00	Repairs & Maintenance		1368 Martina Dr	1,600.00				1,600.00
001656		I-16704590	De Lage Landen	R	2/08/2013			016144		
		100 3200.523200.00	Communications		De Lage Landen	304.00				304.00
001675		I-01/10./13/1/15/13	The Law Offices of Matthew W.	R	2/08/2013			016145		
		100 2650.521200.04	Prof Svcs-Public Defender		The Law Offices of M	227.50				
		I-01/15/2013	The Law Offices of Matthew W.	R	2/08/2013			016145		
		100 2650.521200.04	Prof Svcs-Public Defender		The Law Offices of M	70.00				
		I-02/01/2013	The Law Offices of Matthew W.	R	2/08/2013			016145		
		100 2650.521200.04	Prof Svcs-Public Defender		The Law Offices of M	130.00				
		I-Whitaker, Emmanuel	The Law Offices of Matthew W.	R	2/08/2013			016145		
		100 2650.521200.04	Prof Svcs-Public Defender		The Law Offices of M	110.00				537.50



VENDOR I.D.	NAME	STATUS	CHECK DATE	AMOUNT	DISCOUNT	CHECK NO	CHECK STATUS	CHECK AMOUNT
001686	Emily G's LLC							
I-2173	Emily G's LLC	R	2/08/2013			016146		
100 1570.531100.00	Supplies	Emily G's LLC		111.60				111.60
001687	Mary Trantow							
I-123112	Trantow Design	R	2/08/2013			016147		
100 1565.522200.00	Repairs & Maintenance	Trantow Design		1,083.00				1,083.00
1	Clinical Patholigy							
I-Clinical Patholigy	Clinical Patholigy:	R	2/08/2013			016148		
100 0000.316100.00	Business & Occupation Tax	Clinical Patholigy:		261.00				261.00
1	The Colography Group Inc							
I-Colography Group I	The Colography Group Inc:	R	2/08/2013			016149		
100 0000.316100.00	Business & Occupation Tax	The Colography Group		1,453.30				1,453.30
1	Eliazbeth Calvin							
I-Elizabeth Galvin	Eliazbeth Calvin:	R	2/08/2013			016150		
100 0000.321100.00	Alcoholic Beverage Licenses	Eliazbeth Calvin:		60.00				60.00
000133	CASH							
I-Replenish Police C	CASH	R	2/11/2013			016151		
100 3200.531100.00	Supplies-General	CASH		350.00				350.00
1	Lee Hasseltine							
I-Lee Hasseltine	Lee Hasseltine:	R	2/15/2013			016152		
100 3200.511100.00	Regular Salaries	Lee Hasseltine:		286.99				286.99
1	Robert Parsons							
I-Robert Parsons	Robert Parsons:	R	2/15/2013			016153		
100 3200.511100.00	Regular Salaries	Robert Parsons:		287.01				287.01
001378	productionpeople, Inc							
I-12577-1COD	productionpeople, Inc	R	2/19/2013			016154		
100 0000.115300.01	State of the City	productionpeople, In		2,249.51				2,249.51
000021	Employment Screening Services							
I-148580	Employment Screening Services	R	2/21/2013			016155		
100 1110.521200.00	Prof Svcs	Employment Screening		65.00				65.00
000061	Blue Cross Blue Shield							
I-000336675G	Blue Cross Blue Shield	R	2/21/2013			016156		
100 1110.512100.00	Group Insurance	Blue Cross Blue Shie		3,004.41				
100 1320.512100.00	Group Insurance	Blue Cross Blue Shie		5,753.61				
100 1330.512100.00	Group Insurance	Blue Cross Blue Shie		992.31				
100 1511.512100.00	Group Insurance	Blue Cross Blue Shie		1,374.60				
100 2650.512100.00	Group Insurance	Blue Cross Blue Shie		1,863.89				
100 3200.512100.00	Group Insurance	Blue Cross Blue Shie		54,272.45				67,261.27

VENUE	#	.D.	NAME	STATUS	CHECK DATE	AMOUNT	DISCOUNT	CHECK NO	CHECK STATUS	CHECK AMOUNT
000094	K.1.		Standard Insurance							
		I-001472850001.....	Standard Insurance	R	2/21/2013			016157		
		100 1320.512100.00	Group Insurance			249.04				
		100 1330.512100.00	Group Insurance			94.62				
		100 1511.512100.00	Group Insurance			142.27				
		100 2650.512100.00	Group Insurance			184.50				
		100 3200.512100.00	Group Insurance			3,622.09				4,292.52
000094			WEX BANK							
		I-32048352	WEX BANK	R	2/21/2013			016158		
		100 3200.531270.00	Gasoline	WEX BANK		2,426.16				2,426.16
000138			Riley McLendon, LLC							
		I-61068	Riley McLendon, LLC	R	2/21/2013			016159		
		100 1530.521200.01	Prof Svcs-Legal	Riley McLendon, LLC		12,500.00				
		I-61069	Riley McLendon, LLC	R	2/21/2013			016159		
		100 1530.521200.02	Prof Svcs-Litigation	Riley McLendon, LLC		19,795.99				
		I-61070	Riley McLendon, LLC	R	2/21/2013			016159		
		100 2650.521200.03	Prof Svcs-Court Solicitor	Riley McLendon, LLC		6,640.00				
		I-61072	Riley McLendon, LLC	R	2/21/2013			016159		
		350 4200.541400.00	Infrastructure	Riley McLendon, LLC		3,013.00				41,948.99
000149			AT&T							
		I--7702069855001188*	AT&T	R	2/21/2013			016160		
		100 1535.523200.00	Communications	AT&T		77.45				77.45
000150			Fidelity Security Life Insuran							
		I-4715960	Fidelity Security Life Insuran	R	2/21/2013			016161		
		100 0000.121300.12	EE-Vision Payable	Fidelity Security Li		383.32				383.32
000163			Metro Materials Inc.							
		I-28360	Metro Materials Inc.	R	2/21/2013			016162		
		100 4200.531100.00	Supplies	Metro Materials Inc.		747.24				747.24
000165			Vulcan Materials Company							
		I-841-212814	Vulcan Materials Company	R	2/21/2013			016163		
		560 4320.531100.00	Supplies	Vulcan Materials Com		264.00				264.00
000196			Roadworx							
		I-58361	Roadworx	R	2/21/2013			016164		
		100 4200.522200.02	R&M - Street Maintenance	Roadworx		34,762.89				
		560 4320.522200.00	Repairs & Maintenance	Roadworx		26,967.58				
		I-58362	Roadworx	R	2/21/2013			016164		
		100 4200.522200.03	R&M - Traffic Signals	Roadworx		15,694.33				
		100 4200.522200.02	R&M - Street Maintenance	Roadworx		755.15				78,179.95

VENDOR I.D.	NAME	STATUS	CHECK DATE	AMOUNT	DISCOUNT	CHECK NO	CHECK STATUS	CHECK AMOUNT
000214	Atlanta Metropol, Inc I-Lt Barnes 100 3200.523600.00	R	2/21/2013	125.00		016165		125.00
000245	FedEx I-2-166-31619 100 1512.523200.00 100 3200.523200.00 100 4100.523200.00	R	2/21/2013	64.40 76.79 21.01		016166		162.20
000250	Georgia Council of Court Adm I-Trina Gallien 2013 100 2650.523700.00	R	2/21/2013	50.00		016167		50.00
000273	Sun Trust Equipment Finance & I-1483831 405 8000.581200.01 405 8000.582200.01	R	2/21/2013	52,410.66 3,150.72		016168		55,561.38
000284	Aflac I-452927 100 0000.121300.18	R	2/21/2013	1,412.06		016169		1,412.06
000307	District Attorney's Office of I-12CV13402-2 100 0000.351320.00	R	2/21/2013	668.90		016170		668.90
000331	Tyler Technologies, Inc I-025-61885 100 2650.522200.00	R	2/21/2013	300.00		016171		300.00
001009	Kimley-Horn and Associates, In I-019124002-0113 350 6200.541200.00	R	2/21/2013	4,532.00		016172		4,532.00
001023	Victoria Clearfield I-01.30.2013 100 2650.521300.00	R	2/21/2013	1,020.00		016173		1,020.00
001026	Guardian - Appleton I--00452860- 100 1110.512100.00 100 1320.512100.00 100 1330.512100.00 100 1511.512100.00 100 2650.512100.00 100 3200.512100.00	R	2/21/2013	240.54 186.02 65.75 120.27 183.05 3,610.87		016174		4,406.50

VENUE	#	.D.	NAME	STATUS	CHECK DATE	AMOUNT	DISCOUNT	CHECK NO	CHECK STATUS	CHECK AMOUNT
00100	K.1.		US Department of Homeland Secu							
		I-SAVE-313481	US Department of Homeland Secu	R	2/21/2013			016175		
		100 1516.521300.00	Technical Services			25.00				25.00
001187			APG PCE, LLC							
		I-March 2013	APG PCE, LLC	R	2/21/2013			016176		
		100 0000.123310.00	Abated Rent			40,874.60				40,874.60
001245			Communit-Y Health network							
		I-A13-40007	Communit-Y Health network	R	2/21/2013			016177		
		100 1540.512900.00	Other Employment Benefits			1,188.00				1,188.00
001275			LMI Systems, Inc							
		I-1036300	LMI Systems, Inc	R	2/21/2013			016178		
		100 6200.522200.06	R&M-Parks			225.00				225.00
001282			United Maintenance, Inc.							
		I-197749	United Maintenance, Inc.	R	2/21/2013			016179		
		100 6200.522200.06	R&M-Parks			851.27				851.27
001282			United Maintenance, Inc.							
		I-197750	United Maintenance, Inc.	R	2/21/2013			016180		
		100 6200.522200.06	R&M-Parks			633.30				633.30
001316			Lose and Associates							
		I-20130107	Lose and Associates	R	2/21/2013			016181		
		350 6200.541400.00	Infrastructure			7,583.24				7,583.24
001333			E. Harriman Construction, Inc.							
		I-13-0204	E. Harriman Construction, Inc.	R	2/21/2013			016182		
		100 6200.522200.06	R&M-Parks			15,221.98				15,221.98
001345			JEL Consulting Group, LLC							
		I-February 2013	JEL Consulting Group, LLC	R	2/21/2013			016183		
		100 7500.521200.00	Professional Services			2,500.00				2,500.00
001388			Ace III Communications, Inc							
		I-AD#00011395	Ace III Communications, Inc	R	2/21/2013			016184		
		100 0000.351320.00	Cash Confiscation			210.00				210.00
001419			Mulcahy Accounting & Risk Cons							
		I-2013-2	Mulcahy Accounting & Risk Cons	R	2/21/2013			016185		
		100 1511.521200.00	Professional Services			1,291.66				1,291.66

VENDOR I.D.	NAME	STATUS	CHECK DATE	AMOUNT	DISCOUNT	CHECK NO	CHECK STATUS	CHECK AMOUNT
001421	Chattahoochee River 911 Author							
I-March 2013	Chattahoochee River 911 Author	R	2/21/2013			016186		
215 3800.571000.00	Intergovernmental-E911	Chattahoochee River		89,583.33				89,583.33
001444	Kenneth Wickham							
I-2-13-13	Kenneth Wickham	R	2/21/2013			016187		
100 2650.521200.00	Prof Svcs	Kenneth Wickham		350.00				
I-2-6-13	Kenneth Wickham	R	2/21/2013			016187		
100 2650.521200.00	Prof Svcs	Kenneth Wickham		350.00				700.00
001452	JPM Productions, Inc							
I-1683	JPM Productions, Inc	R	2/21/2013			016188		
100 3200.521300.00	Technical Svcs	JPM Productions, Inc		1,000.00				1,000.00
001477	Gresham, Smith and Partners							
I-0662564	Gresham, Smith and Partners	R	2/21/2013			016189		
350 4200.541400.00	Infrastructure	Gresham, Smith and P		13,504.42				13,504.42
001492	James Duncan and Associates, I							
I-386-11-14	James Duncan and Associates, I	R	2/21/2013			016190		
100 7000.521200.00	Prof Svcs	James Duncan and Ass		16,299.35				16,299.35
001517	Southern Premier Contractors,							
I-DUN-130	4996 TILLY MILL RD	R	2/21/2013			016191		
560 4320.522200.00	Repairs & Maintenance	4996 TILLY MILL RD		715.00				
I-DUN-131	Crowne Point Pkwy	R	2/21/2013			016191		
560 4320.522200.00	Repairs & Maintenance	Crowne Point Pkwy		1,965.00				
I-DUN-132	2536 RIVERGLENN CIR	R	2/21/2013			016191		
560 4320.522200.00	Repairs & Maintenance	2536 RIVERGLENN CIR		5,200.00				
I-DUN-133	Southern Premier Contractors,	R	2/21/2013			016191		
560 4320.522200.00	Repairs & Maintenance	Southern Premier Con		990.00				
I-DUN-134	4954 Tilly Mill Rd	R	2/21/2013			016191		
560 4320.522200.00	Repairs & Maintenance	4954 Tilly Mill Rd		1,510.00				
I-DUN-135	Chamblee @ Roberts	R	2/21/2013			016191		
560 4320.522200.00	Repairs & Maintenance	Chamblee @ Roberts		3,295.00				
I-DUN-136	Chamblee Dunwoody Rd	R	2/21/2013			016191		
560 4320.522200.00	Repairs & Maintenance	Chamblee Dunwoody Rd		7,230.00				
I-DUN-137	Southern Premier Contractors,	R	2/21/2013			016191		
560 4320.522200.00	Repairs & Maintenance			2,015.00				
I-DUN-138	Southern Premier Contractors,	R	2/21/2013			016191		
560 4320.522200.00	Repairs & Maintenance			410.00				
I-DUN-139	1813 Mt. Vernon Road	R	2/21/2013			016191		
560 4320.522200.00	Repairs & Maintenance	1813 Mt. Vernon Road		1,395.00				24,725.00

VEN#	CHK#	D.D.	NAME	STATUS	CHECK DATE	AMOUNT	DISCOUNT	CHECK NO	CHECK STATUS	CHECK AMOUNT
00156		I-1-28-13.	Georgia Development Partners, Georgia Development Partners,	R	2/21/2013			016192		
		560 4320.522200.00	Repairs & Maintenance	Georgia Development		259.28				
		I-201302191992	DUNWOODY BALL FIELDS	R	2/21/2013			016192		
		100 6200.522200.06	R&M-Parks	DUNWOODY BALL FIELDS		7,588.00				7,847.28
001587		I-2340	SouthernLINC Wireless SouthernLINC Wireless	R	2/21/2013			016193		
		215 0000.342500.00	E911 Revenue	SouthernLINC Wireles		0.90				0.90
00159b		I-21527379867	Pitney Bowes Global Financial Pitney Bowes Global Financial	R	2/21/2013			016194		
		100 1512.523200.00	Communications	Pitney Bowes Global		230.00				
		100 1516.523200.00	Communications	Pitney Bowes Global		900.00				
		100 2650.523200.00	Communications	Pitney Bowes Global		450.00				
		100 3200.523200.00	Communications	Pitney Bowes Global		170.00				
		100 7000.523200.00	Communications	Pitney Bowes Global		250.00				2,000.00
001623		I-12	Unlimited Property Services, L Unlimited Property Services, L	R	2/21/2013			016195		
		350 6200.541200.00	Site improvements	Unlimited Property S		5,182.00				5,182.00
001641		I-964902	Dewberry & Davis LLC Floodplain Mapping	R	2/21/2013			016196		
		560 4320.521200.09	Prof Svcs-Stormwater	Floodplain Mapping		6,000.00				6,000.00
1		I-Dunwoody Tavern.	Dunwoody Tavern Dunwoody Tavern:	R	2/21/2013			016197		
		100 0000.316100.00	Business & Occupation Tax	Dunwoody Tavern:		45.00				45.00
1		I-Seth Anderson	Seth Anderson Seth Anderson:	R	2/21/2013			016198		
		100 0000.342900.00	Public Safety-Other	Miscellaneous Vendor		25.00				25.00
1		I-Sweets 'N Dreams	Sweets"N Dreams Sweets"N Dreams:	R	2/21/2013			016199		
		100 0000.316100.00	Business & Occupation Tax	Sweets"N Dreams:		47.80				47.80
1		I-The Art of Shaving	The Art of Shaving The Art of Shaving:	R	2/21/2013			016200		
		100 0000.316100.00	Business & Occupation Tax	The Art of Shaving:		33.70				33.70
000271		I-305239506	Georgia Bureau of Investigatio Georgia Bureau of Investigatio	R	2/21/2013			016201		
		100 3200.521300.00	Technical Svcs	Georgia Bureau of In		37.25				37.25

VENDOR I.D.	NAME	STATUS	CHECK DATE	AMOUNT	DISCOUNT	CHECK NO	CHECK STATUS	CHECK AMOUNT
000008	CIT Technology Fin Serv Inc							
I-22926003	CIT Technology Fin Serv Inc	R	3/07/2013			016202		
100 1565.522300.00	Rentals	CIT Technology Fin S		703.00				703.00
000088	Dekalb County Tax Commissioner							
I-18.345 01 138	Dekalb County Tax Commissioner	R	3/07/2013			016203		
100 6200.531230.00	Utilities	Dekalb County Tax Co		110.12				110.12
000094	WEX BANK							
I-32158880	WEX BANK	R	3/07/2013			016204		
100 3200.531270.00	Gasoline	WEX BANK		16,350.96				16,350.96
000129	Verizon Wireless							
I-6851790337	Verizon Wireless	R	3/07/2013			016205		
100 1110.523200.00	Communications	Verizon Wireless		75.56				
100 1110.523200.00	Communications	Verizon Wireless		38.01				
100 1320.523200.00	Communications	Verizon Wireless		121.65				
100 1330.523200.00	Communications	Verizon Wireless		60.81				
100 1511.523200.00	Communications	Verizon Wireless		125.32				
100 2650.523200.00	Communications	Verizon Wireless		60.56				
100 3200.523200.00	Communications	Verizon Wireless		2,539.72				
100 6200.523200.00	Communications	Verizon Wireless		38.03				3,059.66
000148	Paetec							
I-54514987	Paetec	R	3/07/2013			016206		
100 1535.523200.00	Communications	Paetec		3,436.45				3,436.45
000149	AT&T							
I-^77039614040011882	AT&T	R	3/07/2013			016207		
100 1535.523200.00	Communications	AT&T		80.93				80.93
000150	Fidelity Security Life Insuran							
I-4889901	Fidelity Security Life Insuran	R	3/07/2013			016208		
100 0000.121300.12	EE-Vision Payable	Fidelity Security Li		415.04				415.04
000151	Wolfe, Timothy W.							
I-02/28/2013	Wolfe, Timothy W.	R	3/07/2013			016209		
100 2650.521200.00	Prof Svcs	Wolfe, Timothy W.		700.00				700.00
000156	Powell, Hugh R							
I-1864	Powell, Hugh R	R	3/07/2013			016210		
100 2650.521200.00	Prof Svcs	Powell, Hugh R		1,400.00				1,400.00

VEN#	INVOICE #	DATE	NAME	STATUS	CHECK DATE	AMOUNT	DISCOUNT	CHECK NO	CHECK STATUS	CHECK AMOUNT
000100	I-924-660880213	3/07/2013	Georgia Technology Authority	R	3/07/2013			016211		
	100 3200.521300.00		Technical Svcs	Georgia Technology A		32.02				32.02
000163	I-28422	3/07/2013	Metro Materials Inc.	R	3/07/2013			016212		
	100 4200.531100.00		Supplies	Metro Materials Inc.		986.32				
	I-28456	3/07/2013	Metro Materials Inc.	R	3/07/2013			016212		
	100 4200.531100.00		Supplies	Metro Materials Inc.		806.98				
	I-28521	3/07/2013	Metro Materials Inc.	R	3/07/2013			016212		
	100 4200.531100.00		Supplies	Metro Materials Inc.		323.64				
	I-28587	3/07/2013	Metro Materials Inc.	R	3/07/2013			016212		
	100 4200.531100.00		Supplies	Metro Materials Inc.		124.34				2,241.28
000165	I-102-213189	3/07/2013	Vulcan Materials Company	R	3/07/2013		20.25CR	016213		
	100 6200.531100.00		Supplies	Vulcan Materials Com		1,421.25				
	I-10349366	3/07/2013	Vulcan Materials Company	R	3/07/2013			016213		
	560 4320.522200.05		Rep & Maint-Riprap Program	Vulcan Materials Com		470.01				
	I-841-212997	3/07/2013	Vulcan Materials Company	R	3/07/2013		3.00CR	016213		
	560 4320.531100.00		Supplies	Vulcan Materials Com		338.00				2,229.26
000183	I-570839599-047	3/07/2013	Sprint	R	3/07/2013			016214		
	100 3200.523200.00		Communications	Sprint		2,206.36				2,206.36
000206	I-February 2013	3/07/2013	Georgia Power	R	3/07/2013			016215		
	100 4100.531230.00		Electricity	Georgia Power		36,351.48				
	100 6200.531230.00		Utilities	Georgia Power		6,489.78				42,841.26
000211	I-186307	3/07/2013	GIRMA	R	3/07/2013			016216		
	100 3200.523100.01		Claims	GIRMA		1,000.00				1,000.00
000211	I-186333	3/07/2013	GIRMA	R	3/07/2013			016217		
	100 3200.523100.01		Claims	GIRMA		3,689.15				3,689.15
000245	I-2-181-37462	3/07/2013	FedEx	R	3/07/2013			016218		
	100 3200.523200.00		Communications	FedEx		22.61				22.61



VENDOR I.D.	NAME	STATUS	CHECK DATE	AMOUNT	DISCOUNT	CHECK NO	CHECK STATUS	CHECK AMOUNT
000271	Georgia Bureau of Investigatio							
I-059-241357	Georgia Bureau of Investigatio	R	3/07/2013			016219		
100 3200.521300.00	Technical Svcs	Georgia Bureau of In		37.25				37.25
000287	Law Enforcement Explorers							
I-W. Furman	Law Enforcement Explorers	R	3/07/2013			016220		
100 3200.531100.01	Supplies-Explorer Program	Law Enforcement Expl		50.00				50.00
000296	Cummins Power South							
I-010-58977	Cummins Power South	R	3/07/2013			016221		
100 1565.522200.00	Repairs & Maintenance	Cummins Power South		705.00				705.00
000307	District Attorney's Office of							
I-12CV13402-2.	District Attorney's Office of	R	3/07/2013			016222		
100 0000.351320.00	Cash Confiscation	District Attorney's		210.00				210.00
000307	District Attorney's Office of							
I-12CV1653-7	District Attorney's Office of	R	3/07/2013			016223		
100 0000.351320.00	Cash Confiscation	District Attorney's		2,072.00				2,072.00
000331	Tyler Technologies, Inc							
I-025-63265	Tyler Technologies, Inc	R	3/07/2013			016224		
100 2650.522200.00	Repairs & Maintenance	Tyler Technologies,		200.00				200.00
001037	Mauldin & Jenkins, LLC							
I-535001	Mauldin & Jenkins, LLC	R	3/07/2013			016225		
100 1512.521200.00	Professional Services	Mauldin & Jenkins,		11,000.00				11,000.00
001086	Schiff Hardin LLP							
I-1754504	Schiff Hardin LLP	R	3/07/2013			016226		
100 1530.521200.01	Prof Svcs-Legal	Schiff Hardin LLP		26,618.73				26,618.73
001187	APG PCE, LLC							
I-February Electric	APG PCE, LLC	R	3/07/2013			016227		
100 1565.531230.00	Electricity	APG PCE, LLC		1,975.34				1,975.34
001224	Urban Collage							
I-11-P18-01 B	Urban Collage	R	3/07/2013			016228		
100 7000.521300.00	Technical Svcs	Urban Collage		2,400.00				2,400.00
001234	Atlanta Fire Extinguisher, Inc							
I-10619	Atlanta Fire Extinguisher, Inc	R	3/07/2013			016229		
100 6200.522200.06	R&M-Parks	Atlanta Fire Extingu		633.00				633.00

VENUE	#	.D.	NAME	STATUS	CHECK DATE	AMOUNT	DISCOUNT	CHECK NO	CHECK STATUS	CHECK AMOUNT
001282	K.1.		LMI Systems, Inc							
		I-1036718	LMI Systems, Inc	R	3/07/2013			016230		
		100 6200.522200.06	R&M-Parks	LMI Systems, Inc		2,877.00				
		I-1036852	LMI Systems, Inc	R	3/07/2013			016230		
		100 6200.522200.06	R&M-Parks	LMI Systems, Inc		100.36				2,977.36
001282			United Maintenance, Inc.							
		I-198033	United Maintenance, Inc.	R	3/07/2013			016231		
		100 6200.522200.06	R&M-Parks	United Maintenance,		3,328.95				3,328.95
001282			United Maintenance, Inc.							
		I-198238	United Maintenance, Inc.	R	3/07/2013			016232		
		100 6200.522200.06	R&M-Parks	United Maintenance,		909.36				909.36
001303			Custom Signs Today							
		I-25593	Custom Signs Today	R	3/07/2013			016233		
		100 6200.531100.00	Supplies	Custom Signs Today		188.00				
		I-25856	Custom Signs Today	R	3/07/2013			016233		
		100 0000.115300.01	State of the City	Custom Signs Today		830.00				1,018.00
001328			LexisNexis Risk Data Managemen							
		I-1502895-20130228	LexisNexis Risk Data Managemen	R	3/07/2013			016234		
		100 1511.521300.00	Technical Services	LexisNexis Risk Data		50.00				50.00
001345			JEL Consulting Group, LLC							
		I-March 2013	JEL Consulting Group, LLC	R	3/07/2013			016235		
		100 7500.521200.00	Professional Services	JEL Consulting Group		2,500.00				2,500.00
001348			Michael Starling							
		I-February 2013	Michael Starling	R	3/07/2013			016236		
		100 7500.531300.00	Food	Michael Starling		263.07				
		100 7500.531300.00	Food	Michael Starling		10.00				
		100 7500.523600.00	Dues & Fees	Michael Starling		223.00				496.07
001415			Rite Way							
		I-347270	Rite Way	R	3/07/2013			016237		
		100 6200.522200.06	R&M-Parks	Rite Way		1,621.32				1,621.32
001426			A&A Plumbing							
		I-247	A&A Plumbing	R	3/07/2013			016238		
		100 6200.522200.06	R&M-Parks	A&A Plumbing		450.00				450.00
001457			Peace Officers Association of							
		I-Dunwoody, GA	Peace Officers Association of	R	3/07/2013			016239		
		100 3200.523600.00	Dues & Fees	Peace Officers Assoc		980.00				980.00

VENDOR I.D.	NAME	STATUS	CHECK DATE	AMOUNT	DISCOUNT	CHECK NO	CHECK STATUS	CHECK AMOUNT
001492	James Duncan and Associates, I							
I-386-11-15	James Duncan and Associates, I	R	3/07/2013			016240		
100 7000.521200.00	Prof Svcs	James Duncan and Ass		10,135.00				10,135.00
001493	Entek							
I-15383	Entek	R	3/07/2013			016241		
100 1565.522200.00	Repairs & Maintenance	Entek		424.10				424.10
001510	Premier Tree and Shrub Care, L							
I-7395	Premier Tree and Shrub Care, L	R	3/07/2013			016242		
100 6200.522200.06	R&M-Parks	Premier Tree and Shr		20,500.00				
100 4200.522200.05	R&M - Right of Way Maint	Premier Tree and Shr		1,213.33				
100 4200.522200.01	R&M-Storm Damage Removal	Premier Tree and Shr		1,012.00				22,725.33
001529	EOS Marketing & Communications							
I-13045	EOS Marketing & Communications	R	3/07/2013			016243		
100 1570.521200.00	Professional Services	EOS Marketing & Comm		2,261.50				2,261.50
001549	Gas South, LLC							
I-2739627154 -	Gas South, LLC	R	3/07/2013			016244		
100 6200.531230.00	Utilities	Gas South, LLC		1,471.81				1,471.81
001565	Georgia Development Partners,							
I-02282013-01	4048 SPALDING DRIVE	R	3/07/2013			016245		
560 4320.522200.00	Repairs & Maintenance	4048 SPALDING DRIVE		19,878.32				19,878.32
001610	Carl Vinson Institute of Goerg							
I-63937	Carl Vinson Institute of Goerg	R	3/07/2013			016246		
100 1110.521200.00	Prof Svcs	Carl Vinson Institut		1,169.75				
I-64008	Carl Vinson Institute of Goerg	R	3/07/2013			016246		
100 0000.122500.03	Deferred Rev-Conference	Carl Vinson Institut		3,000.00				4,169.75
001616	Cobb Chamber of Commerce							
I-Alumni Dues	Cobb Chamber of Commerce	R	3/07/2013			016247		
100 3200.523600.00	Dues & Fees	Cobb Chamber of Comm		50.00				50.00
001623	Unlimited Property Services, L							
I-13	Unlimited Property Services, L	R	3/07/2013			016248		
350 6200.541200.00	Site improvements	Unlimited Property S		6,106.10				
I-14	Unlimited Property Services, L	R	3/07/2013			016248		
350 6200.541200.00	Site improvements	Unlimited Property S		18,000.00				24,106.10
001624	Penn-Fence, Inc.							
I-6799	Penn-Fence, Inc.	R	3/07/2013			016249		
100 6200.522200.06	R&M-Parks	Penn-Fence, Inc.		998.00				
I-6828	Penn-Fence, Inc.	R	3/07/2013			016249		
100 6200.522200.06	R&M-Parks	Penn-Fence, Inc.		13,128.00				14,126.00

VENUE	#	.D.	NAME	STATUS	CHECK DATE	AMOUNT	DISCOUNT	CHECK NO	CHECK STATUS	CHECK AMOUNT
001620	K.1.	I-20711	GEDA GEDA	R	3/07/2013			016250		
		100 7500.523600.00	Dues & Fees	GEDA		300.00				300.00
001636		I-22700	Carothers & Mitchell, LLC Carothers & Mitchell, LLC	R	3/07/2013			016251		
		100 1530.521200.02	Prof Svcs-Litigation	Carothers & Mitchell		313.33				313.33
001656		I-17096525	De Lage Landen De Lage Landen	R	3/07/2013			016252		
		100 3200.523200.00	Communications	De Lage Landen		304.00				304.00
001673		I-41485	Aerial Innovations of Ga., Inc Aerial Innovations of Ga., Inc	R	3/07/2013			016253		
		100 7000.521300.00	Technical Svcs	Aerial Innovations o		1,058.98				1,058.98
001691		I-February 19, 13	Lee Patterson Lee Patterson	R	3/07/2013			016254		
		100 0000.115300.01	State of the City	Lee Patterson		395.00				395.00
001692		I-20623	LogIn/IACP Net LogIn/IACP Net	R	3/07/2013			016255		
		100 3200.522200.01	Repairs & Maintenance-Software	LogIn/IACP Net		640.00				640.00
001693		I-11121281	School Outfitters School Outfitters	R	3/07/2013			016256		
		100 3200.531600.00	Small Equipment	School Outfitters		4,156.80				4,156.80
0E0070		I-reimburse	Katharine Tate Katharine Tate	R	3/07/2013			016257		
		100 3200.531100.00	Supplies-General	Katharine Tate		297.85				297.85
1		I-Sabina's Hair Desi	Sabina's Hair Design Sabina's Hair Design:	R	3/07/2013			016258		
		100 0000.316100.00	Business & Occupation Tax	Sabina's Hair Design		110.75				110.75
000061		I-000343405G	Blue Cross Blue Shield Blue Cross Blue Shield	R	3/21/2013			016259		
		100 0000.113800.00	Prepaid Items	Blue Cross Blue Shie		3,004.41				
		100 0000.113800.00	Prepaid Items	Blue Cross Blue Shie		3,004.41				
		100 0000.113800.00	Prepaid Items	Blue Cross Blue Shie		946.45				
		100 0000.113800.00	Prepaid Items	Blue Cross Blue Shie		1,374.60				
		100 0000.113800.00	Prepaid Items	Blue Cross Blue Shie		1,863.89				
		100 0000.113800.00	Prepaid Items	Blue Cross Blue Shie		48,315.87				58,509.63

VENDOR SET: 01 City of Dunwoody, GA  
BANK: 03 Suntrust Disbursement Acc  
DATE RANGE: 1/01/2013 THRU 3/31/2013

VENDOR I.D.	NAME	STATUS	CHECK DATE	AMOUNT	DISCOUNT	CHECK NO	CHECK STATUS	CHECK AMOUNT
000074	Standard Insurance							
I-April 2013	Standard Insurance	R	3/21/2013			016260		
100 1320.512100.00	Group Insurance			249.04				
100 1330.512100.00	Group Insurance			94.62				
100 1511.512100.00	Group Insurance			142.27				
100 2650.512100.00	Group Insurance			184.50				
100 3200.512100.00	Group Insurance			3,651.39				4,321.82
000094	WEX BANK							
I-32346917	WEX BANK	R	3/21/2013			016261		
100 3200.531270.00	Gasoline	WEX BANK		2,941.31				2,941.31
000118	Peace Officers'							
I-March 2013	Peace Officers'	R	3/21/2013			016262		
100 0000.121300.15	POAB Deduction Payable	Peace Officers'		660.00				660.00
000130	Translation Station, INC							
I-35712	Translation Station, INC	R	3/21/2013			016263		
100 2650.521300.00	Technical Svcs	Translation Station,		211.96				
I-36363	Translation Station, INC	R	3/21/2013			016263		
100 2650.521300.00	Technical Svcs	Translation Station,		175.21				387.17
000138	Riley McLendon, LLC							
I-61095	Riley McLendon, LLC	R	3/21/2013			016264		
100 1530.521200.01	Prof Svcs-Legal	Riley McLendon, LLC		12,500.00				
I-61096	Riley McLendon, LLC	R	3/21/2013			016264		
100 1530.521200.02	Prof Svcs-Litigation	Riley McLendon, LLC		9,658.48				
I-61097	Riley McLendon, LLC	R	3/21/2013			016264		
100 2650.521200.03	Prof Svcs-Court Solicitor	Riley McLendon, LLC		6,950.00				
I-61098	Riley McLendon, LLC	R	3/21/2013			016264		
350 4200.541400.00	Infrastructure	Riley McLendon, LLC		4,834.50				33,942.98
000149	AT&T							
I-77020698550011882m	AT&T	R	3/21/2013			016265		
100 1535.523200.00	Communications	AT&T		77.56				77.56
000163	Metro Materials Inc.							
I-28659	Metro Materials Inc.	R	3/21/2013			016266		
100 4200.531100.00	Supplies	Metro Materials Inc.		1,455.49				
I-28718	Metro Materials Inc.	R	3/21/2013			016266		
100 4200.531100.00	Supplies	Metro Materials Inc.		491.87				
I-28757	Metro Materials Inc.	R	3/21/2013			016266		
100 4200.531100.00	Supplies	Metro Materials Inc.		248.07				2,195.43

VEN#	VEN D.	NAME	STATUS	CHECK DATE	AMOUNT	DISCOUNT	CHECK NO	CHECK STATUS	CHECK AMOUNT
000195		Vulcan Materials Company							
	I-101-213857	Vulcan Materials Company	R	3/21/2013		13.50CR	016267		
	100 4200.522200.00	R&M-Signs			894.00				
	I-841-213575	Vulcan Materials Company	R	3/21/2013			016267		
	100 4200.522200.00	R&M-Signs			469.88				
	I-841-213784	Vulcan Materials Company	R	3/21/2013		3.00CR	016267		
	100 4200.522200.00	R&M-Signs			338.50				1,702.38
000196		Roadworx							
	I-58381	Roadworx	R	3/21/2013			016268		
	350 4200.522200.00	Repairs & Maintenance			378.00				378.00
000243		Cellebrite USA							
	I-123026	Cellebrite USA	R	3/21/2013			016269		
	100 3200.531600.00	Small Equipment			3,999.99				
	100 3200.531600.00	Small Equipment			85.00				4,084.99
000276		Crowne Plaza Hotels & Resorts							
	I-3110/3111	Crowne Plaza Hotels & Resorts	R	3/21/2013			016270		
	100 0000.115300.01	State of the City			17,032.82				17,032.82
000284		Aflac							
	I-919146	Aflac	R	3/21/2013			016271		
	100 0000.121300.18	AFLAC Deductions Payable			2,061.45				2,061.45
000313		Atlanta Area Council							
	I-2013 Exploring Exp	Atlanta Area Council	R	3/21/2013			016272		
	100 3200.531100.01	Supplies-Explorer Program			280.00				280.00
001000		Lion Insurance Company							
	I-971	Lion Insurance Company	R	3/21/2013			016273		
	100 3200.512700.00	Workers' Compensation			14,731.67				14,731.67
001009		Kimley-Horn and Associates, In							
	I-4979993	Kimley-Horn and Associates, In	R	3/21/2013			016274		
	250 4002.522200.12	Repairs & Maintenance - RTOP			45,578.92				
	I-5015954	Kimley-Horn and Associates, In	R	3/21/2013			016274		
	250 4002.522200.12	Repairs & Maintenance - RTOP			54,366.05				
	I-5050171	Kimley-Horn and Associates, In	R	3/21/2013			016274		
	250 4002.522200.12	Repairs & Maintenance - RTOP			24,982.98				124,927.95
001026		Guardian - Appleton							
	I-April 2013	Guardian - Appleton	R	3/21/2013			016275		
	100 1110.512100.00	Group Insurance			240.54				
	100 1320.512100.00	Group Insurance			186.02				
	100 1330.512100.00	Group Insurance			65.75				
	100 1511.512100.00	Group Insurance			120.27				
	100 2650.512100.00	Group Insurance			183.05				

VENDOR I.D.	NAME	STATUS	CHECK DATE	AMOUNT	DISCOUNT	CHECK NO	CHECK STATUS	CHECK AMOUNT
001026	Guardian - Appleton	CONT						
I-April 2013	Guardian - Appleton	R	3/21/2013			016275		
100 3200.512100.00	Group Insurance	Guardian - Appleton		3,734.11				4,529.74
001187	APG PCE, LLC							
I-April 2013	APG PCE, LLC	R	3/21/2013			016276		
100 0000.123310.00	Abated Rent	APG PCE, LLC		40,874.60				40,874.60
001224	Urban Collage							
I-11-P18-02B	Urban Collage	R	3/21/2013			016277		
100 7000.521300.00	Technical Svcs	Urban Collage		1,100.00				1,100.00
001290	Ferguson Waterworks							
I-0539422	Ferguson Waterworks	R	3/21/2013			016278		
560 4320.531100.00	Supplies	Ferguson Waterworks		275.96				275.96
001316	Lose and Associates							
I-20130212	Lose and Associates	R	3/21/2013			016279		
350 6200.541400.00	Infrastructure	Lose and Associates		5,759.13				5,759.13
001421	Chattahoochee River 911 Author							
I-April 2013	Chattahoochee River 911 Author	R	3/21/2013			016280		
215 3800.523200.00	Communications	Chattahoochee River		89,583.33				89,583.33
001426	A&A Plumbing							
I-251	A&A Plumbing	R	3/21/2013			016281		
100 6200.522200.06	R&M-Parks	A&A Plumbing		380.00				380.00
001477	Gresham, Smith and Partners							
I-0663548	Gresham, Smith and Partners	R	3/21/2013			016282		
350 4200.541400.00	Infrastructure	Gresham, Smith and P		427.84				427.84
001517	Southern Premier Contractors,							
I-DUN-140	Southern Premier Contractors,	R	3/21/2013			016283		
560 4320.522200.00	Repairs & Maintenance			9,380.00				
I-DUN-141	Southern Premier Contractors,	R	3/21/2013			016283		
560 4320.522200.00	Repairs & Maintenance			2,880.00				
I-DUN-142	Southern Premier Contractors,	R	3/21/2013			016283		
560 4320.522200.00	Repairs & Maintenance			1,630.00				
I-DUN-143	5694 Mill Shire Lane	R	3/21/2013			016283		
560 4320.522200.00	Repairs & Maintenance	5694 Mill Shire Lane		1,435.00				
I-DUN-144	Southern Premier Contractors,	R	3/21/2013			016283		
560 4320.522200.00	Repairs & Maintenance			1,580.00				
I-DUN-145	Southern Premier Contractors,	R	3/21/2013			016283		
560 4320.522200.00	Repairs & Maintenance			1,725.00				
I-DUN-146	5096 ASHMONT COURT	R	3/21/2013			016283		
560 4320.522200.00	Repairs & Maintenance	5096 ASHMONT COURT		1,825.00				
I-DUN-147	Southern Premier Contractors,	R	3/21/2013			016283		

VENI	#	.D.	NAME	STATUS	CHECK DATE	AMOUNT	DISCOUNT	CHECK NO	CHECK STATUS	CHECK AMOUNT
00151	K.1	I-DUN-147	Southern Premier Contr	R	3/21/2013	1,015.00		016283		21,470.00
		560 4320.522200.00	Southern Premier Contractors, Repairs & Maintenance							
001571		I-833682	LPA Group Inc	R	3/21/2013	15,505.93		016284		15,505.93
		350 4200.541400.00	LPA Group Inc Infrastructure							
00159b		I-9938656-MR13	Pitney Bowes Global Financial	R	3/21/2013	771.00		016285		771.00
		100 1565.522300.00	Pitney Bowes Global Financial Rentals							
001632		I-10537	Lewallen Construction Company	R	3/21/2013	54,648.02		016286		
		250 6002.541400.11	Lewallen Construction Company DNR-Trail-Infrastructure							
		350 6200.541200.00	Lewallen Construction Company Site improvements			13,662.00				68,310.02
001652		I-pay request 1	Tople Construction & Engineeri	R	3/21/2013	198,272.29		016287		198,272.29
		350 4200.541400.00	Tople Construction & Engineeri Infrastructure							
001654		I-2.15.2013	Eyesome Productions LLC	R	3/21/2013	3,000.00		016288		3,000.00
		100 0000.115300.01	Eyesome Productions LLC State of the City							
001690		I-410119279	Oldcastle Precast Inc.	R	3/21/2013	615.90		016289		615.90
		560 4320.531100.00	Oldcastle Precast Inc. Supplies							
001696		I-13-10-01	Real Estate Analyst, Inc	R	3/21/2013	2,500.00		016290		2,500.00
		350 4200.541400.00	Real Estate Analyst, Inc Infrastructure							
001697		I-2056	Ali's Cookies Perimeter	R	3/21/2013	66.80	0.20CR	016291		66.80
		100 1540.512900.00	Ali's Cookies Perimeter Other Employment Benefits							
001698		I-Estimate 1653	Palatine Technology Group	R	3/21/2013	5,850.00		016292		5,850.00
		212 3200.531600.00	Palatine Technology Group Small Equipment							
001699		I-Social Intelligenc	Stephen J. Sampson	R	3/21/2013	5,755.00		016293		5,755.00
		211 3200.523700.00	Stephen J. Sampson Education & Training							



VENDOR I.D.	NAME	STATUS	CHECK DATE	AMOUNT	DISCOUNT	CHECK NO	CHECK STATUS	CHECK AMOUNT
001700	DeKalb County							
I-Electronic Warrant	DeKalb County	R	3/21/2013			016294		
212 3200.531600.00	Small Equipment	DeKalb County		5,595.00				5,595.00
1	Anndrea Videlefsky							
I-Anndrea Videlefsky	Anndrea Videlefsky:	R	3/21/2013			016295		
100 0000.127103.00	Special Event Sign Dep Payable	Anndrea Videlefsky:		250.00				250.00
1	Findlay Roofing							
I-Findlay Roofing	Findlay Roofing:	R	3/21/2013			016296		
100 0000.323100.00	Bldg Structures & Equipment	Findlay Roofing:		25.00				25.00

* * T O T A L S * *	NO	INVOICE AMOUNT	DISCOUNTS	CHECK AMOUNT
REGULAR CHECKS:	291	0.00	45.95CR	2,856,474.06
HAND CHECKS:	0	0.00	0.00	0.00
DRAFTS:	0	0.00	0.00	0.00
EFT:	0	0.00	0.00	0.00
NON CHECKS:	0	0.00	0.00	0.00
VOID CHECKS:	0 VOID DEBITS	0.00		
	VOID CREDITS	49.95	49.95	0.00

TOTAL ERRORS: 0

\*\* G/L ACCOUNT TOTALS \*\*

G/L ACCOUNT	NAME	AMOUNT
100 0000.113800.00	Prepaid Items	58,509.63
100 0000.115300.01	State of the City	23,507.33
100 0000.121300.12	EE-Vision Payable	1,181.68
100 0000.121300.15	POAB Deduction Payable	1,920.00
100 0000.121300.18	AFLAC Deductions Payable	4,998.85
100 0000.122500.03	Deferred Rev-Conference	3,000.00
100 0000.123310.00	Abated Rent	122,623.80
100 0000.127103.00	Special Event Sign Dep Payable	250.00
100 0000.316100.00	Business & Occupation Tax	3,449.63
100 0000.321100.00	Alcoholic Beverage Licenses	559.98
100 0000.323100.00	Bldg Structures & Equipment	140.00
100 0000.342900.00	Public Safety-Other	25.00
100 0000.351320.00	Cash Confiscation	3,160.90
100 1110.512100.00	Group Insurance	9,734.85
100 1110.521200.00	Prof Svcs	1,234.75
100 1110.521300.00	Technical Services	215.99
100 1110.523200.00	Communications	915.62

VENDOR SET: 01 City of Dunwoody, GA  
 BANK: 03 Suntrust Disbursement Acc  
 DATE RANGE: 1/01/2013 THRU 3/31/2013

## \*\* G/L ACCOUNT TOTALS \*\*

G/L ACCOUNT	NAME	AMOUNT
100 1110.523500.00	Travel	20.00
100 1110.523600.00	Dues & Fees	905.00
100 1110.531100.00	Supplies	313.55
100 1320.512100.00	Group Insurance	10,318.41
100 1320.523200.00	Communications	370.51
100 1320.531600.00	Small Equipment	199.99
100 1330.512100.00	Group Insurance	3,320.46
100 1330.523200.00	Communications	222.96
100 1511.512100.00	Group Insurance	4,911.42
100 1511.521200.00	Professional Services	2,583.32
100 1511.521300.00	Technical Services	150.00
100 1511.523200.00	Communications	390.50
100 1512.521200.00	Professional Services	13,000.00
100 1512.523200.00	Communications	668.21
100 1512.523600.00	Dues & Fees	250.00
100 1516.521300.00	Technical Services	50.00
100 1516.523200.00	Communications	1,326.44
100 1530.521200.01	Prof Svcs-Legal	99,477.68
100 1530.521200.02	Prof Svcs-Litigation	49,674.80
100 1535.523200.00	Communications	8,438.06
100 1540.512900.00	Other Employment Benefits	2,442.80
100 1540.521200.00	Professional Services	1,981.25
100 1565.522200.00	Repairs & Maintenance	2,831.10
100 1565.522300.00	Rentals	2,862.00
100 1565.531230.00	Electricity	3,419.49
100 1570.521200.00	Professional Services	6,772.26
100 1570.523300.00	Advertising	5,554.00
100 1570.531100.00	Supplies	111.60
100 2650.512100.00	Group Insurance	6,694.32
100 2650.521200.00	Prof Svcs	5,950.00
100 2650.521200.03	Prof Svcs-Court Solicitor	13,670.00
100 2650.521200.04	Prof Svcs-Public Defender	907.50
100 2650.521300.00	Technical Svcs	1,407.17
100 2650.522200.00	Repairs & Maintenance	900.00
100 2650.523200.00	Communications	985.62
100 2650.523700.00	Education & Training	800.00
100 3200.511100.00	Regular Salaries	915.10
100 3200.512100.00	Group Insurance	171,328.68
100 3200.512700.00	Workers' Compensation	92,780.42
100 3200.521200.00	Prof Svcs	1,252.00
100 3200.521300.00	Technical Svcs	1,456.31
100 3200.522200.00	Repairs & Maintenance	308.00
100 3200.522200.01	Repairs & Maintenance-Software	55,698.50
100 3200.522200.02	Repairs & Maintenance-Vehicle	367.00
100 3200.523100.01	Claims	4,689.15
100 3200.523200.00	Communications	15,298.55

#K.1.

VENDOR SET: 01 City of Dunwoody, GA  
 BANK: 03 Suntrust Disbursement Acc  
 DATE RANGE: 1/01/2013 THRU 3/31/2013

## \*\* G/L ACCOUNT TOTALS \*\*

G/L ACCOUNT	NAME	AMOUNT
100 3200.523400.00	Printing & Binding	74.50
100 3200.523600.00	Dues & Fees	2,067.50
100 3200.523700.00	Education & Training	50.00
100 3200.531100.00	Supplies-General	647.85
100 3200.531100.01	Supplies-Explorer Program	359.00
100 3200.531100.03	Supplies-Uniforms	2,913.19
100 3200.531270.00	Gasoline	52,853.68
100 3200.531600.00	Small Equipment	8,441.78
100 4100.523200.00	Communications	171.18
100 4100.531230.00	Electricity	108,456.51
100 4200.522200.00	R&M-Signs	1,702.38
100 4200.522200.01	R&M-Storm Damage Removal	1,760.00
100 4200.522200.02	R&M - Street Maintenance	67,387.49
100 4200.522200.03	R&M - Traffic Signals	26,008.96
100 4200.522200.05	R&M - Right of Way Maint	4,246.66
100 4200.531100.00	Supplies	8,337.99
100 4200.541400.00	Infrastructure	1,551.40
100 6200.521200.00	Professional Services	1,440.00
100 6200.522200.06	R&M-Parks	115,446.27
100 6200.523200.00	Communications	114.11
100 6200.531100.00	Supplies	5,473.50
100 6200.531230.00	Utilities	25,102.20
100 7000.521100.01	Official/Admin Svcs	119,953.04
100 7000.521200.00	Prof Svcs	53,809.35
100 7000.521300.00	Technical Svcs	21,511.12
100 7000.523200.00	Communications	586.51
100 7000.523600.00	Dues & Fees	500.00
100 7500.521200.00	Professional Services	7,500.00
100 7500.523600.00	Dues & Fees	523.00
100 7500.531300.00	Food	273.07
	*** FUND TOTAL ***	1,472,664.38
211 3200.523700.00	Education & Training	5,755.00
	*** FUND TOTAL ***	5,755.00
212 3200.531600.00	Small Equipment	11,445.00
	*** FUND TOTAL ***	11,445.00
215 0000.342500.00	E911 Revenue	0.90
215 3800.523200.00	Communications	91,983.33
215 3800.571000.00	Intergovernmental-E911	179,166.66
	*** FUND TOTAL ***	271,150.89
250 3001.331100.12	HIDTA-Federal Op Grant	162.58
250 3004.331300.12	GEMA-State Cap Grant	98,735.00
250 4002.522200.12	Repairs & Maintenance - RTOP	124,927.95

#K.1.

\*\* G/L ACCOUNT TOTALS \*\*

G/L ACCOUNT	NAME	AMOUNT
250 6002.541400.11	DNR-Trail-Infrastructure	54,648.02
	*** FUND TOTAL ***	278,473.55
350 3200.531600.00	Small Equipment	6,317.72
350 3200.542000.00	Machinery & Equipment	107,296.45
350 4200.522200.00	Repairs & Maintenance	54,014.03
350 4200.531100.00	Supplies	5,678.00
350 4200.541400.00	Infrastructure	262,969.94
350 6200.541200.00	Site improvements	88,988.35
350 6200.541400.00	Infrastructure	20,642.37
	*** FUND TOTAL ***	545,906.86
405 8000.581200.01	Lease Principal	52,410.66
405 8000.582200.01	Lease Interest	3,150.72
	*** FUND TOTAL ***	55,561.38
560 4320.521200.09	Prof Svcs-Stormwater	8,000.00
560 4320.522200.00	Repairs & Maintenance	202,087.09
560 4320.522200.05	Rep & Maint-Riprap Program	2,312.30
560 4320.531100.00	Supplies	3,117.61
	*** FUND TOTAL ***	215,517.00

VENDOR SET: 01	BANK: 03	TOTALS:	291	2,856,619.91CR	45.95CR	2,856,474.06
BANK: 03		TOTALS:	291	2,856,619.91CR	45.95CR	2,856,474.06

VENDOR I.D.	NAME	STATUS	CHECK DATE	AMOUNT	DISCOUNT	CHECK NO	CHECK STATUS	CHECK AMOUNT
000115	DeKalb County Jail							
I-December 2012	DeKalb County Jail	R	1/10/2013			202014		
745 0000.121800.00	Due to State Agencies	DeKalb County Jail		48.00				48.00
000116	DeKalb County Finance Dept.							
I-December 2012	DeKalb County Finance Dept.	R	1/10/2013			202015		
745 0000.121800.00	Due to State Agencies	DeKalb County Financ		3,452.61				3,452.61
000118	Peace Officers'							
I-December - 2012	Peace Officers'	R	1/10/2013			202016		
745 0000.121800.00	Due to State Agencies	Peace Officers'		3,595.93				3,595.93
000146	GSCCCA							
I-December 2012	GSCCCA	R	1/10/2013			202017		
745 0000.121800.00	Due to State Agencies	GSCCCA		17,165.67				17,165.67
001062	DeKalb Co Drug Abuse Treatment							
I-December 2012	DeKalb Co Drug Abuse Treatment	R	1/10/2013			202018		
745 0000.121800.00	Due to State Agencies	DeKalb Co Drug Abuse		236.56				236.56
1	Jean Filien							
I-Jean Filien	Jean Filien:	R	1/10/2013			202019		
745 0000.121500.00	Claims & Judgments Payable	Jean Filien:		187.50				187.50
1	Michelle Sue Walton							
I-Michelle Sue Walto	Michelle Sue Walton:	R	1/10/2013			202020		
745 0000.121500.00	Claims & Judgments Payable	Michelle Sue Walton:		200.00				200.00
000278	DeKalb State Court							
I-Dawn C Bryan	DeKalb State Court	R	1/24/2013			202021		
745 0000.121500.00	Claims & Judgments Payable	DeKalb State Court		1,875.00				1,875.00
000278	DeKalb State Court							
I-Kristi Halford	DeKalb State Court	R	1/24/2013			202022		
745 0000.121500.00	Claims & Judgments Payable	DeKalb State Court		1,900.00				1,900.00
1	MONTOYA, CARLA							
I-000201301221944	MONTOYA, CARLA:	R	1/24/2013			202023		
745 0000.121500.01	Jail Bonds Payable	Bond Refund:D0001426		1,410.00				1,410.00
1	REEVES, MICHAEL EVANS							
I-000201301221945	REEVES, MICHAEL EVANS:	R	1/24/2013			202024		
745 0000.121500.01	Jail Bonds Payable	Bond Refund:18986		943.00				943.00

VENUE	#	.D.	NAME	STATUS	CHECK DATE	AMOUNT	DISCOUNT	CHECK NO	CHECK STATUS	CHECK AMOUNT
1	K.1.		CLARKE JR, GEORGE ANDREW							
		I-000201301221946	CLARKE JR, GEORGE ANDREW:	R	1/24/2013			202025		
		745 0000.121500.01	Jail Bonds Payable	Bond Refund:D0001991		840.00				840.00
1			WARLICK, JAMES ALAN							
		I-000201301221947	WARLICK, JAMES ALAN:	R	1/24/2013			202026		
		745 0000.121500.01	Jail Bonds Payable	Bond Refund:D0002159		350.00				
		745 0000.121500.01	Jail Bonds Payable	Bond Refund:D0002159		200.00				
		745 0000.121500.01	Jail Bonds Payable	Bond Refund:D0002159		750.00				
		745 0000.121500.01	Jail Bonds Payable	Bond Refund:D0002159		294.00				1,594.00
1			HARRIS, TERRA D							
		I-000201301221948	HARRIS, TERRA D:	R	1/24/2013			202027		
		745 0000.121500.01	Jail Bonds Payable	Bond Refund:D0002212		390.00				390.00
1			NEWSOME, ALISHA D							
		I-000201301221949	NEWSOME, ALISHA D:	R	1/24/2013			202028		
		745 0000.121500.01	Jail Bonds Payable	Bond Refund:D0002214		250.00				250.00
1			MALDONADO-LOPEZ, JUAN CARLOS							
		I-000201301221950	MALDONADO-LOPEZ, JUAN CARLOS:	R	1/24/2013			202029		
		745 0000.121500.01	Jail Bonds Payable	Bond Refund:D0002217		175.00				
		745 0000.121500.01	Jail Bonds Payable	Bond Refund:D0002217		730.00				905.00
1			MENDOZA-GONZALEZ, PATRICIA							
		I-000201301221951	MENDOZA-GONZALEZ, PATRICIA:	R	1/24/2013			202030		
		745 0000.121500.01	Jail Bonds Payable	Bond Refund:D0002219		50.00				
		745 0000.121500.01	Jail Bonds Payable	Bond Refund:D0002219		200.00				250.00
1			CHAMBERLAIN, SHUVALLA S							
		I-000201301221952	CHAMBERLAIN, SHUVALLA S:	R	1/24/2013			202031		
		745 0000.121500.01	Jail Bonds Payable	Bond Refund:D0002222		400.00				400.00
1			THANG, NUN L							
		I-000201301221953	THANG, NUN L:	R	1/24/2013			202032		
		745 0000.121500.01	Jail Bonds Payable	Bond Refund:D0002224		35.00				35.00
1			WALKER, SINGNE NAZETTA							
		I-000201301221954	WALKER, SINGNE NAZETTA:	R	1/24/2013			202033		
		745 0000.121500.01	Jail Bonds Payable	Bond Refund:D0002225		175.00				175.00
1			HOLLOWAY, JOHN D							
		I-000201301221955	HOLLOWAY, JOHN D:	R	1/24/2013			202034		
		745 0000.121500.01	Jail Bonds Payable	Bond Refund:D0002230		200.00				
		745 0000.121500.01	Jail Bonds Payable	Bond Refund:D0002230		750.00				950.00

VENDOR I.D.	NAME	STATUS	CHECK DATE	AMOUNT	DISCOUNT	CHECK NO	CHECK STATUS	CHECK AMOUNT
1	SCALES, SHAMIKA LASHAE							
I-000201301221956	SCALES, SHAMIKA LASHAE:	R	1/24/2013			202035		
745 0000.121500.01	Jail Bonds Payable			400.00				
745 0000.121500.01	Jail Bonds Payable			350.00				750.00
1	ALVAREZ, LUCIA							
I-000201301221957	ALVAREZ, LUCIA:	R	1/24/2013			202036		
745 0000.121500.01	Jail Bonds Payable			175.00				175.00
1	JONES, STEWARD ERVIN JR							
I-000201301221958	JONES, STEWARD ERVIN JR:	R	1/24/2013			202037		
745 0000.121500.01	Jail Bonds Payable			350.00				350.00
1	TAYLOR, BETTY JACKSON							
I-000201301221959	TAYLOR, BETTY JACKSON:	R	1/24/2013			202038		
745 0000.121500.01	Jail Bonds Payable			530.00				530.00
1	IVAHAT-AMOUSSOUGA, MARVIN A							
I-000201301221960	IVAHAT-AMOUSSOUGA, MARVIN A:	R	1/24/2013			202039		
745 0000.121500.01	Jail Bonds Payable			550.00				550.00
1	MANGA HENRI, WINFRIED D							
I-000201301221961	MANGA HENRI, WINFRIED D:	R	1/24/2013			202040		
745 0000.121500.01	Jail Bonds Payable			100.00				100.00
1	SONG, CHANG							
I-000201301221962	SONG, CHANG:	R	1/24/2013			202041		
745 0000.121500.01	Jail Bonds Payable			350.00				350.00
000278	DeKalb State Court							
I-Cristina L Rothrau	DeKalb State Court	R	2/08/2013			202042		
745 0000.121500.00	Claims & Judgments Payable			350.00				350.00
000278	DeKalb State Court							
I-Jason Chang	DeKalb State Court	R	2/08/2013			202043		
745 0000.121500.00	Claims & Judgments Payable			1,675.00				1,675.00
000278	DeKalb State Court							
I-Latrisha Staley	DeKalb State Court	R	2/08/2013			202044		
745 0000.121500.00	Claims & Judgments Payable			350.00				350.00
000278	DeKalb State Court							
I-Nicole Aldworth	DeKalb State Court	R	2/08/2013			202045		
745 0000.121500.00	Claims & Judgments Payable			2,000.00				2,000.00

VENUE	#	K	.D.	NAME	STATUS	CHECK DATE	AMOUNT	DISCOUNT	CHECK NO	CHECK STATUS	CHECK AMOUNT
0002	0			DeKalb State Court I-Oumar Mbow: 745 0000.121500.00	R	2/08/2013	905.00		202046		905.00
000278				DeKalb State Court I-Willie Booker 745 0000.121500.00	R	2/08/2013	350.00		202047		350.00
1				SABAUGH, HALEY MIRANDA I-000201302041963 745 0000.121500.01	R	2/08/2013	350.00		202048		350.00
1				LADD, JOY M I-000201302041964 745 0000.121500.01	R	2/08/2013	400.00		202049		400.00
1				BELLAMY, DAMARCUS L I-000201302041965 745 0000.121500.01	R	2/08/2013	430.00		202050		570.00
1				KHAN, TALAT I-000201302041966 745 0000.121500.01	R	2/08/2013	550.00		202051		550.00
1				NICOLAS, DANIEL E CHAVEZ I-000201302041967 745 0000.121500.01	R	2/08/2013	350.00		202052		350.00
1				BENJAMIN, KAMAU AKILI I-000201302041968 745 0000.121500.01	R	2/08/2013	250.00		202053		250.00
1				DAVIS, PAMELA I-000201302041969 745 0000.121500.01	R	2/08/2013	350.00		202054		350.00
1				POOLE, MARIA I-000201302041970 745 0000.121500.01	R	2/08/2013	350.00		202055		350.00
1				SHELTON, EDWARD G I-000201302041971 745 0000.121500.01	R	2/08/2013	350.00		202056		350.00



VENDOR I.D.	NAME	STATUS	CHECK DATE	AMOUNT	DISCOUNT	CHECK NO	CHECK STATUS	CHECK AMOUNT
1	GUERRA, EDWIN AUGUSTO GA							
I-000201302041972	GUERRA, EDWIN AUGUSTO GA:	R	2/08/2013			202057		
745 0000.121500.01	Jail Bonds Payable			750.00				
745 0000.121500.01	Jail Bonds Payable			200.00				
745 0000.121500.01	Jail Bonds Payable			730.00				
745 0000.121500.01	Jail Bonds Payable			950.00				2,630.00
1	JONES, STEWARD ERVIN JR							
I-000201302041973	JONES, STEWARD ERVIN JR:	R	2/08/2013			202058		
745 0000.121500.01	Jail Bonds Payable			350.00				350.00
1	PAREDES-TOSCANO, GONZALO							
I-000201302041974	PAREDES-TOSCANO, GONZALO:	R	2/08/2013			202059		
745 0000.121500.01	Jail Bonds Payable			350.00				350.00
1	ROCKER, WILLIAM JOHN							
I-000201302041975	ROCKER, WILLIAM JOHN:	R	2/08/2013			202060		
745 0000.121500.01	Jail Bonds Payable			380.00				380.00
1	THORNTON, MARSHALL B							
I-000201302041976	THORNTON, MARSHALL B:	R	2/08/2013			202061		
745 0000.121500.01	Jail Bonds Payable			350.00				350.00
1	NIBA, ERIC							
I-000201302041977	NIBA, ERIC:	R	2/08/2013			202062		
745 0000.121500.01	Jail Bonds Payable			500.00				
745 0000.121500.01	Jail Bonds Payable			13.00				513.00
1	Robin Horne							
I-Robin Horne	Robin Horne:	R	2/08/2013			202063		
745 0000.121500.00	Claims & Judgments Payable			350.00				350.00
000115	DeKalb County Jail							
I-January 2013	DeKalb County Jail	R	2/21/2013			202064		
745 0000.121800.00	Due to State Agencies			69.32				69.32
000116	DeKalb County Finance Dept.							
I-January 2013	DeKalb County Finance Dept.	R	2/21/2013			202065		
745 0000.121800.00	Due to State Agencies			3,591.69				3,591.69
000118	Peace Officers'							
I-January 2013	Peace Officers'	R	2/21/2013			202066		
745 0000.121800.00	Due to State Agencies			3,707.75				3,707.75

VEN#	PK#	D.	NAME	STATUS	CHECK DATE	AMOUNT	DISCOUNT	CHECK NO	CHECK STATUS	CHECK AMOUNT
0001	1	I-January 2013	GSCCCA	R	2/21/2013			202067		
		745 0000.121800.00	Due to State Agencies	GSCCCA		17,893.34				17,893.34
000278		I-Gregory Savage	DeKalb State Court	R	2/21/2013			202068		
		745 0000.121500.01	Jail Bonds Payable	DeKalb State Court		1,440.00				1,440.00
001062		I-January 2013	DeKalb Co Drug Abuse Treatment	R	2/21/2013			202069		
		745 0000.121800.00	Due to State Agencies	DeKalb Co Drug Abuse		402.74				402.74
1		I-000201302181980	PATMORE, LOUIS EDWARD JR	R	2/21/2013			202070		
		745 0000.121500.01	Jail Bonds Payable	Bond Refund:D0001956		750.00				
		745 0000.121500.01	Jail Bonds Payable	Bond Refund:D0001956		750.00				
		745 0000.121500.01	Jail Bonds Payable	Bond Refund:D0001956		1,380.00				
		745 0000.121500.01	Jail Bonds Payable	Bond Refund:D0001956		150.00				
		745 0000.121500.01	Jail Bonds Payable	Bond Refund:D0001956		350.00				
		745 0000.121500.01	Jail Bonds Payable	Bond Refund:D0001957		200.00				3,580.00
1		I-000201302181981	GATTIS, DOUGLAS WAYNE III	R	2/21/2013			202071		
		745 0000.121500.01	Jail Bonds Payable	Bond Refund:D0002272		350.00				350.00
1		I-000201302181982	ABUJAWDEH, EDGAR	R	2/21/2013			202072		
		745 0000.121500.01	Jail Bonds Payable	Bond Refund:D0002284		150.00				150.00
1		I-000201302181983	REYES, MARIA G	R	2/21/2013			202073		
		745 0000.121500.01	Jail Bonds Payable	Bond Refund:D0002284		175.00				
		745 0000.121500.01	Jail Bonds Payable	Bond Refund:D0002284		200.00				375.00
1		I-000201302181984	LAMIN-BANGURA, AHMED	R	2/21/2013			202074		
		745 0000.121500.01	Jail Bonds Payable	Bond Refund:D0002285		350.00				350.00
1		I-000201302181985	DELVEAU, LAPRESHA JO	R	2/21/2013			202075		
		745 0000.121500.01	Jail Bonds Payable	Bond Refund:D0002289		200.00				
		745 0000.121500.01	Jail Bonds Payable	Bond Refund:D0002289		730.00				930.00

VENDOR I.D.	NAME	STATUS	CHECK DATE	AMOUNT	DISCOUNT	CHECK NO	CHECK STATUS	CHECK AMOUNT
1	I-000201302181986 745 0000.121500.01	CHINEME, CHRISTIAN CHINEME, CHRISTIAN: Jail Bonds Payable	R 2/21/2013 Bond Refund:D0002292	150.00		202076		150.00
1	I-000201302181987 745 0000.121500.01	MURDOCK, ONDREA DELISE MURDOCK, ONDREA DELISE: Jail Bonds Payable	R 2/21/2013 Bond Refund:D0002292	355.00		202077		355.00
1	I-000201302181988 745 0000.121500.01 745 0000.121500.01 745 0000.121500.01 745 0000.121500.01 745 0000.121500.01	BOLLINGER, FRANCES BOLLINGER, FRANCES: Jail Bonds Payable Jail Bonds Payable Jail Bonds Payable Jail Bonds Payable Jail Bonds Payable	R 2/21/2013 Bond Refund:D0002305 Bond Refund:D0002305 Bond Refund:D0002305 Bond Refund:D0002305 Bond Refund:D0002305	175.00 175.00 50.00 250.00 100.00		202078		750.00
1	I-000201302181989 745 0000.121500.01	MANN, BRIAN MANN, BRIAN: Jail Bonds Payable	R 2/21/2013 Bond Refund:D0002314	400.00		202079		400.00
1	I-000201302181990 745 0000.121500.01	HURT, RICHARD ALAN HURT, RICHARD ALAN: Jail Bonds Payable	R 2/21/2013 Bond Refund:D0002175	175.00		202080		175.00
1	I-000201302181991 745 0000.121500.01	KNOWLES, DEBORAH KNOWLES, DEBORAH: Jail Bonds Payable	R 2/21/2013 Bond Refund:D0002426	2,500.00		202081		2,500.00
000115	I-February 2013 745 0000.121800.00	DeKalb County Jail DeKalb County Jail Due to State Agencies	R 3/07/2013 DeKalb County Jail	243.88		202082		243.88
000116	I-February 2013 745 0000.121800.00	DeKalb County Finance Dept. DeKalb County Finance Dept. Due to State Agencies	R 3/07/2013 DeKalb County Financ	4,627.51		202083		4,627.51
000118	I-February 2013 745 0000.121800.00	Peace Officers' Peace Officers' Due to State Agencies	R 3/07/2013 Peace Officers'	4,651.87		202084		4,651.87
000146	I-February 2013 745 0000.121800.00	GSCCCA GSCCCA Due to State Agencies	R 3/07/2013 GSCCCA	22,715.54		202085		22,715.54

VENUE	#	K	D.	NAME	STATUS	CHECK DATE	AMOUNT	DISCOUNT	CHECK NO	CHECK STATUS	CHECK AMOUNT
0002	0			DeKalb State Court I-Mathew Ramsey 745 0000.121500.01		3/07/2013	400.00		202086		400.00
001062				DeKalb Co Drug Abuse Treatment I-February 2013 745 0000.121800.00		3/07/2013	920.74		202087		920.74
1				SCHWARTZ, CHLOE R I-000201303011994 745 0000.121500.01		3/07/2013	175.00		202088		175.00
1				LEAPHART, JULIA A I-000201303011995 745 0000.121500.01		3/07/2013	15.00		202089		15.00
1				WILLIAMS, SHENISHA A I-000201303011996 745 0000.121500.01		3/07/2013	350.00		202090		350.00
1				CAVINESS, SHAWN I-000201303011997 745 0000.121500.01		3/07/2013	555.00		202091		555.00
1				REAGIN, RUSTIN I-000201303011998 745 0000.121500.01		3/07/2013	400.00		202092		400.00
1				SAMARPAN, SAMARPAN I-000201303011999 745 0000.121500.01		3/07/2013	200.00		202093		200.00
1				CROFT, TAMMY LEE I-000201303012000 745 0000.121500.01		3/07/2013	250.00		202094		250.00
1				LADD, JOY M I-000201303152006 745 0000.121500.01		3/21/2013	300.00		202095		300.00
1				WOO, KATHRYN E I-000201303152007 745 0000.121500.01		3/21/2013	200.00		202096		200.00

VENDOR I.D.	NAME	STATUS	CHECK DATE	AMOUNT	DISCOUNT	CHECK NO	CHECK STATUS	CHECK AMOUNT
1	CLEVINGER, KEVIN R							
I-000201303152008	CLEVINGER, KEVIN R:	R	3/21/2013			202097		
745 0000.121500.01	Jail Bonds Payable			150.00				
745 0000.121500.01	Jail Bonds Payable			100.00				250.00
1	THORNTON, KEVIN DION							
I-000201303152009	THORNTON, KEVIN DION:	R	3/21/2013			202098		
745 0000.121500.01	Jail Bonds Payable			350.00				350.00
1	MUJKIC, ELVIRA							
I-000201303152010	MUJKIC, ELVIRA:	R	3/21/2013			202099		
745 0000.121500.01	Jail Bonds Payable			350.00				350.00
1	HRISTOV, GORKEM BEDIR							
I-000201303152011	HRISTOV, GORKEM BEDIR:	R	3/21/2013			202100		
745 0000.121500.01	Jail Bonds Payable			150.00				150.00

* * T O T A L S * *	NO	INVOICE AMOUNT	DISCOUNTS	CHECK AMOUNT
REGULAR CHECKS:	87	0.00	0.00	128,280.65
HAND CHECKS:	0	0.00	0.00	0.00
DRAFTS:	0	0.00	0.00	0.00
EFT:	0	0.00	0.00	0.00
NON CHECKS:	0	0.00	0.00	0.00
VOID CHECKS:	0	VOID DEBITS 0.00		
		VOID CREDITS 0.00	0.00	

TOTAL ERRORS: 0

\*\* G/L ACCOUNT TOTALS \*\*

G/L ACCOUNT	NAME	AMOUNT
745 0000.121500.00	Claims & Judgments Payable	10,142.50
745 0000.121500.01	Jail Bonds Payable	34,815.00
745 0000.121800.00	Due to State Agencies	83,323.15
	*** FUND TOTAL ***	128,280.65

VENDOR SET: 01	BANK: 05	TOTALS:	87	128,280.65CR	0.00	128,280.65
BANK: 05	TOTALS:		87	128,280.65CR	0.00	128,280.65
REPORT TOTALS:			379	2,984,900.56CR	45.95CR	2,984,754.71

SELECTION CRITERIA

-----

VENDOR SET: 01-City of Dunwoody  
 VENDOR # ALL  
 BANK # ES: All  
 FUNI # All

-----

CHECK SELECTION

CHECK RANGE: 000001 THRU 999999  
 DATE RANGE: 1/01/2013 THRU 3/31/2013  
 CHECK AMOUNT RANGE: 0.00 THRU 999,999,999.99  
 INCLUDE ALL VOIDS: YES

-----

PRINT OPTIONS

SEQUENCE: CHECK NUMBER

PRINT TRANSACTIONS: YES  
 PRINT G/L: YES  
 UNPOSTED ONLY: NO  
 EXCLUDE UNPOSTED: NO  
 MANUAL ONLY: NO  
 STUB COMMENTS: NO  
 REPORT FOOTER: NO  
 CHECK STATUS: NO  
 PRINT STATUS: \* - All

-----

Convention Visitors' Bureau of Dunwoody  
Monthly Statement of Revenues and Expenses  
March 31, 2013

CVB of Dunwoody	Variance				
	Total Annual Budget	YTD Budget	YTD Actual	(% of YTD Budget)	Prior YTD Actual
Fund Balance	-	-	-		
<b>Revenues</b>					
Interest Revenue	1,250	208	308	148%	368
Other Revenue	-	-	634		-
Tax Revenue	793,587	130,910	190,651	146%	58,774
<b>Total Revenues</b>	<b>794,837</b>	<b>131,118</b>	<b>191,593</b>	<b>146%</b>	<b>59,141</b>
<b>Expenditures</b>					
<i>Employees/Personnel</i>					
Salaries	188,792	30,660	40,825	133%	25,780
Benefits	28,319	4,599	5,574	121%	3,654
Payroll Taxes	18,879	3,067	3,981	130%	2,556
Unemployment	-	-	-		-
Medic	-	-	-		-
<i>Total Employees/Personnel Expenditures</i>	<i>235,990</i>	<i>38,326</i>	<i>50,380</i>	<i>131%</i>	<i>31,990</i>
<i>Administrative</i>					
Depreciation Expense	-	-	-		-
Legal & Professional Fees	18,835	2,535	737	29%	320
Rent	40,374	6,712	10,068	150%	3,288
Employee Development	5,000	600	750	125%	-
Equipment Lease	1,558	260	427	164%	-
IT Support	3,000	500	425	85%	-
Insurance	3,755	-	91		-
Postage/Courier/Ovenight Mail	-	-	-		322
Telephone/Internet	6,732	1,122	1,259	112%	473
Licenses & Fees	3,450	950	228	24%	1,470
Miscellaneous	2,400	400	-	0%	189
Office Expense	2,400	400	503	126%	3,183
Vehicle Expenses	-	-	-		-
Meals & Meeting Expenses	3,600	600	632	105%	-
Travel	2,700	450	296	66%	-
Small Equipment	2,400	400	1,675	419%	-
Furniture & Fixtures	-	-	-		2,485
<i>Total Administrative Expenditures</i>	<i>96,204</i>	<i>14,929</i>	<i>17,091</i>	<i>114%</i>	<i>11,730</i>
<i>Marketing</i>					
Research	20,000	-	-		-
Graphic Design	45,000	7,000	13,637	195%	6,843
Public Relations	13,800	2,300	-	0%	-
Website Management	8,808	1,000	5,702	570%	6,103
Website Marketing	32,400	5,400	3,000	56%	-
Advertising - Print	96,000	16,000	39,925	250%	34,638
Advertising - Digital	46,000	7,667	7,904	103%	-
Printing	11,800	1,200	3,670	306%	392
Postage/Courier/Ovenight Mail	2,400	400	246	62%	-
Travel	-	-	-		3,111
Dues & Subscriptions	27,460	3,410	5,567	163%	-
Memberships	10,705	7,300	8,090	111%	5,814
Customer Relationship Management Tool	12,000	2,000	-	0%	-
Photography	7,000	-	-		-
Meals & Entertainment	-	-	-		1,265
Miscellaneous	1,800	300	128	43%	-
<i>Total Marketing Expenditures</i>	<i>335,173</i>	<i>53,977</i>	<i>87,868</i>	<i>163%</i>	<i>58,164</i>
<i>Promotional</i>					
Promotions	-	-	-		-
Community Development	15,600	2,600	7,534	290%	6,956
Conventions and Trade Shows	22,790	6,745	7,114	105%	5,541
Event Hosting & Site Visits	13,800	1,900	550	29%	-
Sponsorships	12,000	-	750		4,000
Meals and Business Development	3,900	650	127	20%	-
Meeting Bids and Incentives	8,000	1,333	189	14%	-
Promotions	26,180	3,530	50	1%	-
Travel	13,200	2,200	2,082	95%	-
Promotional Materials	12,000	2,000	1,991	100%	-
<i>Total Promotional Expenditures</i>	<i>127,470</i>	<i>20,958</i>	<i>20,388</i>	<i>97%</i>	<i>16,497</i>
<b>Total Expenditures</b>	<b>794,837</b>	<b>128,190</b>	<b>175,728</b>	<b>137%</b>	<b>118,381</b>
<b>Total Revenues over/(under) Expenditures</b>	<b>-</b>	<b>2,929</b>	<b>15,865</b>	<b>542%</b>	<b>(59,240)</b>