

Legend: AM (PM)

EXISTING YEAR 2013

PEAK HOUR VOLUME

SPALDING DRIVE AT CHAMBLEE DUNWOODY ROAD
ATLANTA, GA

Project No. 721-13-121

Design By: CM

Drawn By: CM

Checked By: BAH

Date: 10-29-2013

Scale: NTS



SOUTHEASTERN ENGINEERING


2470 Sandy Plains Road
Marietta, Georgia • 30066
tel: 770-321-5936 fax: 770-321-3935

Spalding Drive at Chamblee Dunwoody Road
Crash Diagram

06-10-12

Spalding Drive

10-07-09
04-05-10
11-15-10
04-25-12
04-18-13
04-18-13



07-09-11

Spalding Club

Spender Trace NE

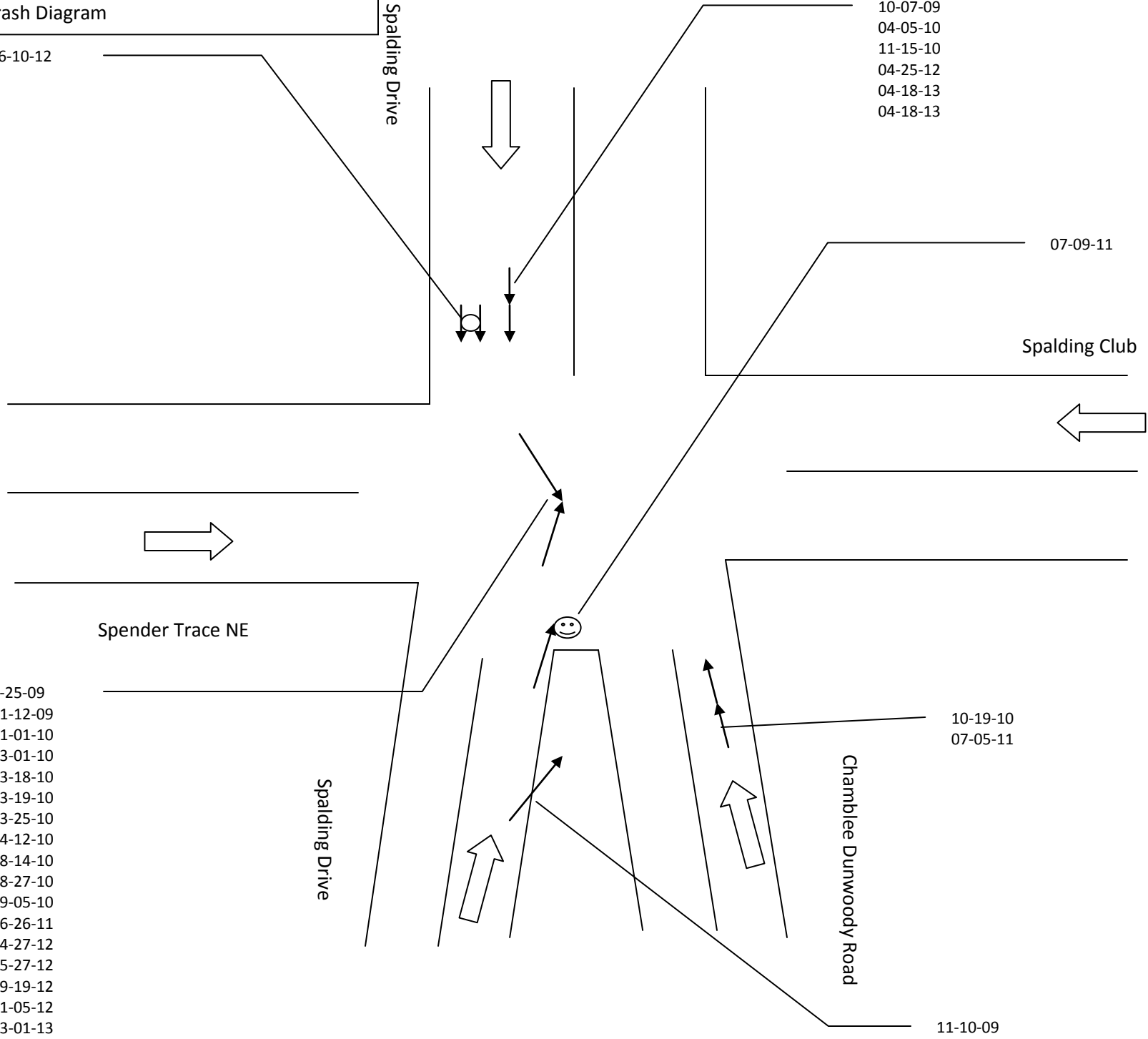
7-25-09
11-12-09
01-01-10
03-01-10
03-18-10
03-19-10
03-25-10
04-12-10
08-14-10
08-27-10
09-05-10
06-26-11
04-27-12
05-27-12
09-19-12
11-05-12
03-01-13

Spalding Drive

Chamblee Dunwoody Road

10-19-10
07-05-11

11-10-09




Spalding Drive at Chamblee Dunwoody Road
Correctable Crashes

06-10-12

Spalding Drive

10-07-09
04-05-10
04-25-12



07-09-11

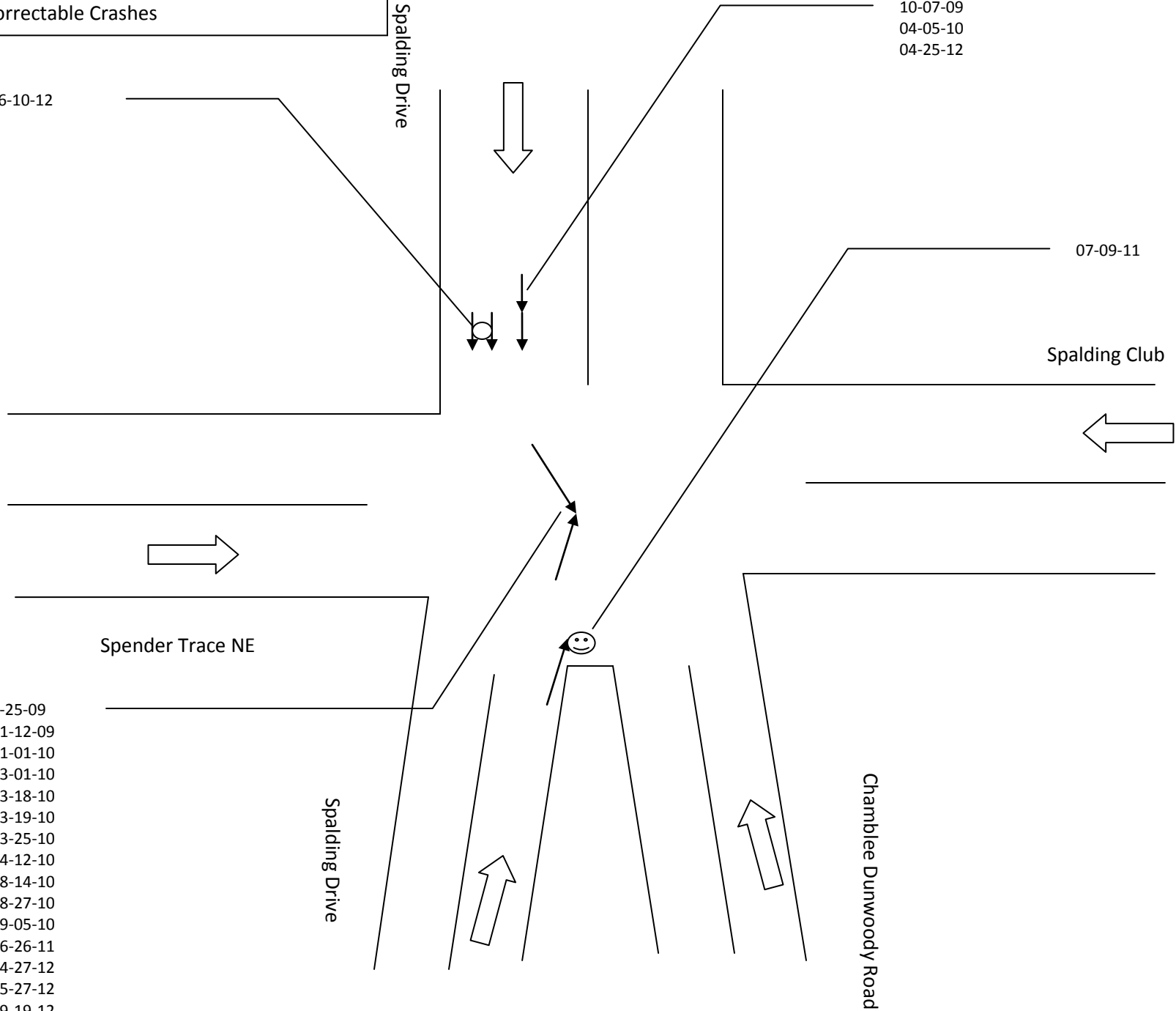
Spalding Club

Spender Trace NE

- 7-25-09
- 11-12-09
- 01-01-10
- 03-01-10
- 03-18-10
- 03-19-10
- 03-25-10
- 04-12-10
- 08-14-10
- 08-27-10
- 09-05-10
- 06-26-11
- 04-27-12
- 05-27-12
- 09-19-12
- 11-05-12
- 03-01-13

Spalding Drive


Chamblee Dunwoody Road



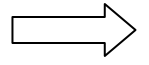
Spalding Drive at Chamblee Dunwoody Road
Non-Correctable Crashes

Spalding Drive

11-15-10
04-18-13
04-18-13



Spalding Club



Spender Trace NE

Spalding Drive

Chamblee Dunwoody Road

10-19-10
07-05-11

11-10-09

