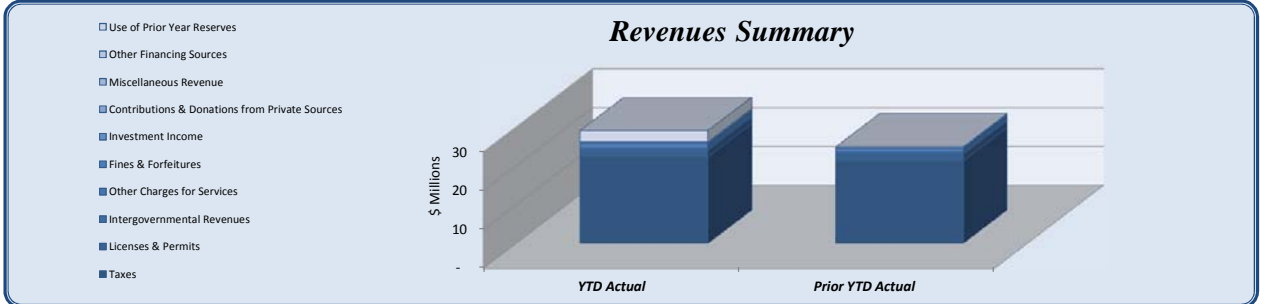
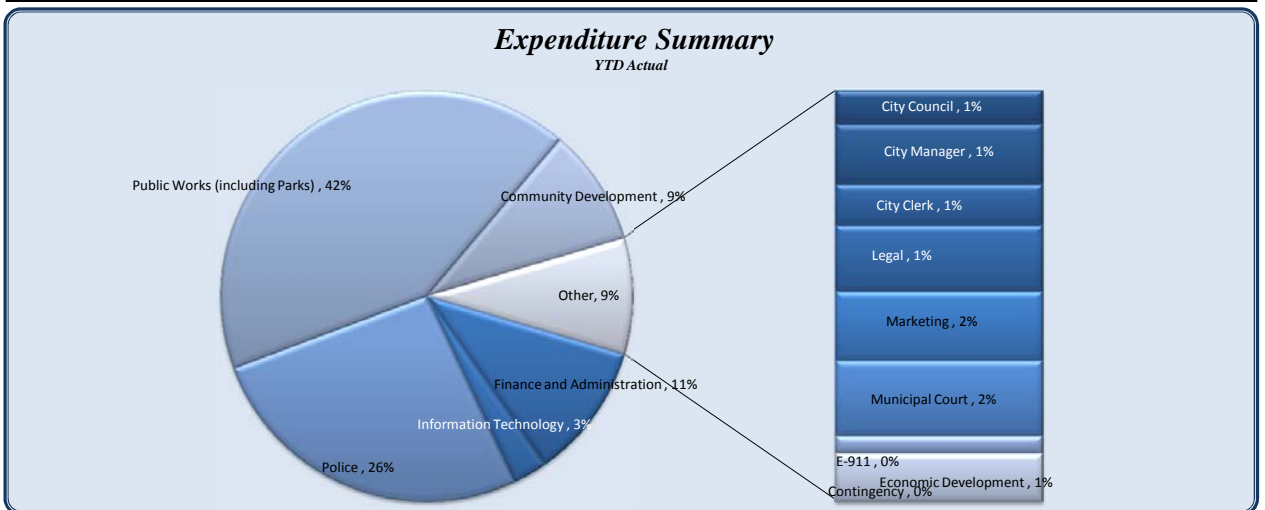


City of Dunwoody
YTD Statement of Revenues and
Expenses Through December 31, 2013

Revenues & Resources	Total Annual Budget	YTD Budget	YTD Actual	YTD Variance	Prior YTD Actual	Flux
				(\$ '000)	(% of YTD Budget)	(Diff from Prior Year)
Taxes	20,981,400	20,981,400	22,267,875	1,286	106%	1,038,990
Licenses & Permits	1,372,000	1,372,000	1,771,778	400	129%	(41,403)
Intergovernmental Revenues	-	-	-	-		33,500
Other Charges for Services	402,000	402,000	428,881	27	107%	(3,521)
Fines & Forfeitures	1,470,000	1,470,000	1,345,044	(125)	91%	283,556
Investment Income	5,000	5,000	10,378	5	208%	(4,337)
Contributions & Donations from Private Sources	8,500	8,500	10,900	2	128%	(45)
Miscellaneous Revenue	94,000	94,000	65,150	(29)	69%	(171,753)
Other Financing Sources	600,000	600,000	295,009	(305)	49%	295,009
Use of Prior Year Reserves	2,894,314	2,894,314	2,894,314	-	100%	2,894,314
Total Revenues & Resources	27,827,214	27,827,214	29,089,330	1,262	105%	24,832,020



Expenditures	Total Annual Budget	YTD Budget	YTD Actual	Variance	Prior YTD Actual	Flux
				(\$ '000)	(% of YTD Budget)	(Diff from Prior Year)
City Council	217,712	217,712	192,627	25	88%	(14,816)
City Manager	345,846	345,846	341,008	5	99%	(39,122)
City Clerk	267,216	267,216	234,599	33	88%	(72,564)
Legal	395,000	395,000	374,360	21	95%	169,738
Finance and Administration	3,052,584	3,052,584	2,743,384	309	90%	(338,883)
Information Technology	597,180	597,180	689,550	(92)	115%	(137,411)
Marketing	452,428	452,428	392,666	60	87%	(127,091)
Municipal Court	424,650	424,650	427,538	(3)	101%	(72,176)
Police	6,584,378	6,584,378	6,738,026	(154)	102%	(1,030,692)
E-911	368,096	368,096	101,342	267	28%	63,230
Public Works (including Parks)	11,149,824	11,149,824	10,734,772	415	96%	649,502
Community Development	2,446,762	2,446,762	2,366,250	81	97%	97,202
Economic Development	297,682	297,682	273,936	24	92%	(273,936)
Contingency	575,000	575,000	-	575	0%	-
Total Expenditures	27,174,358	27,174,358	25,610,057	1,564	94%	24,483,039



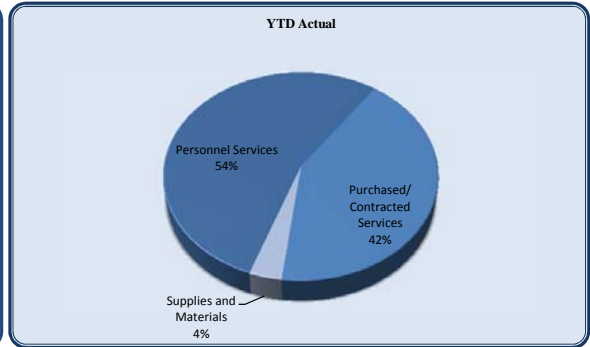
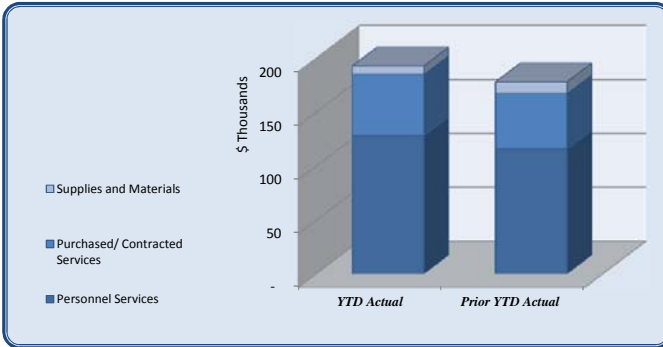
Total Revenues over/(under) Expenditures	652,856	652,856	3,479,273	2,826,418	348,981	3,130,292
---	----------------	----------------	------------------	------------------	----------------	------------------

City of Dunwoody
YTD Statement of Revenues and
Expenses Through December 31, 2013

<i>Revenues</i>							
	Total Annual Budget	YTD Budget	YTD Actual	Variance		Prior YTD Actual	Flux
					(% of YTD Budget)		(Diff from Prior Year)
				(\$ '000)			
Real Property Tax	4,620,000	4,620,000	5,086,217	466	110%	4,879,582	206,635
Personal Property Tax	360,000	360,000	388,677	29	108%	353,999	34,678
Motor Vehicle	300,000	300,000	577,756	278	193%	308,765	(268,991)
Intangibles (Reg & Recording)	60,000	60,000	62,910	3	105%	50,489	12,421
Franchise Fees	3,400,000	3,400,000	3,539,083	139	104%	3,659,523	(120,439)
Homestead Option Sales Tax	5,587,400	5,587,400	5,584,893	(3)	100%	5,261,307	323,586
Hotel/Motel Tax	1,176,000	1,176,000	1,226,657	51	104%	1,109,831	116,826
Alcoholic Beverage Excise Tax	560,000	560,000	616,533	57	110%	584,429	32,104
MVR Excise Tax	95,000	95,000	105,409	10	111%	98,438	6,971
Business & Occupation Tax	2,600,000	2,600,000	2,564,251	(36)	99%	2,488,070	76,181
Insurance Premium Tax	2,100,000	2,100,000	2,386,636	287	114%	2,305,027	81,609
Financial Institutions Tax	100,000	100,000	109,743	10	110%	113,558	(3,816)
Penalties & int on delinq tax	3,000	3,000	7,001	4	233%	4,557	2,444
Pen & Int on delinq taxes-Business	20,000	20,000	12,109	(8)	61%	11,309	800
Taxes	20,981,400	20,981,400	22,267,875	1,286	106%	21,228,885	1,038,990
Alcoholic Beverage Licenses	360,000	360,000	435,428	75	121%	504,039	(68,610)
Other Licenses and Permits	-	-	2,880	3		1,300	1,580
Planning & Zoning Fees	12,000	12,000	37,430	25	312%	27,227	10,203
Bldg Structures & Equipment	1,000,000	1,000,000	1,265,307	265	127%	1,221,527	43,780
Soil Erosion	-	-	22,533	23		36,088	(13,555)
Tree Bank	-	-	8,200	8		23,000	(14,800)
Licenses & Permits	1,372,000	1,372,000	1,771,778	400	129%	1,813,182	(41,403)
Local Government Grants	-	-	-	-		33,500	(33,500)
Intergovernmental Revenues	-	-	-	-		33,500	(33,500)
Election Qualifying Fees	-	-	2,880	3		-	2,880
Sale of maps and publications	-	-	666	1		-	666
Special Police Services	10,000	10,000	18,420	8	184%	21,460	(3,040)
Fingerprinting Fee	5,000	5,000	6,433	1	129%	6,453	(21)
Public Safety-Other	36,000	36,000	43,085	7	120%	34,687	8,398
Special Assessments	20,000	20,000	21,463	1	107%	21,764	(301)
Streetlight Fees	327,000	327,000	321,218	(6)	98%	328,791	(7,573)
Recreation Program Fees	-	-	1,484	1		11,258	(9,774)
Pavilion Rentals	4,000	4,000	12,625	9	316%	7,650	4,975
NSF Fees	-	-	609	1		340	269
Other Charges for Services	402,000	402,000	428,881	27	107%	432,402	(3,521)
Municipal Court Fines & Forfeitures	1,460,000	1,460,000	1,345,044	(115)	92%	1,061,488	283,556
Cash Confiscation	10,000	10,000	-	(10)	0%	-	-
Fines & Forfeitures	1,470,000	1,470,000	1,345,044	(125)	91%	1,061,488	283,556
Interest Revenue	5,000	5,000	10,378	5	208%	14,715	(4,337)
Investment Income	5,000	5,000	10,378	5	208%	14,715	(4,337)
Contr & Don From Priv Sources	-	-	-	-		3,780	(3,780)
Explorer Donations	5,000	5,000	3,400	(2)	68%	6,915	(3,515)
Donations	3,500	3,500	7,500	4	214%	250	7,250
Contributions & Donations from Private Sources	8,500	8,500	10,900	2	128%	10,945	(45)
Rents & Royalties	79,000	79,000	15,005	(64)	19%	59,356	44,351
Reimb for damaged property	-	-	38,986	39		63,419	(24,433)
Other Charges For Services	15,000	15,000	3,701	(11)	25%	114,128	(110,427)
Miscellaneous Revenue	94,000	94,000	65,150	(29)	69%	236,903	(171,753)
Proceeds from sale of property	600,000	600,000	295,009	(305)	49%	-	295,009
Other Financing Sources	600,000	600,000	295,009	(305)	49%	-	295,009
Residual Equity Transfer	2,894,314	2,894,314	2,894,314	-	100%	-	2,894,314
Total Revenues	27,827,214	27,827,214	29,089,330	1,262	105%	24,832,020	4,257,310

City of Dunwoody
YTD Statement of Revenues and
Expenses Through December 31, 2013

City Council	Total Annual	YTD Budget	YTD Actual	Variance	Prior YTD Actual	Flux	
	Budget						
				(% of YTD Budget)	(Diff from Prior Year)		
Personnel Services	128,712	128,712	128,090	1	100%	115,743	(12,347)
Purchased/ Contracted Services	75,800	75,800	56,829	19	75%	51,365	(5,464)
Supplies and Materials	13,200	13,200	7,708	5	58%	10,703	2,995
Total City Council	217,712	217,712	192,627	25	88%	177,810	(14,816)

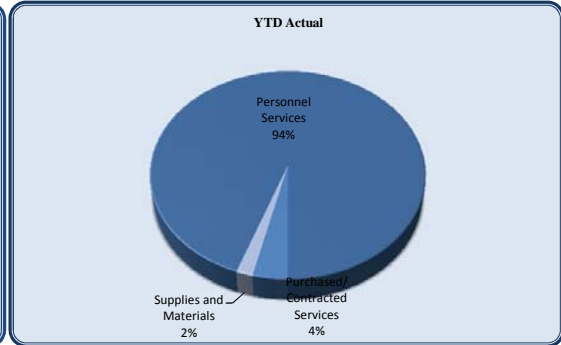
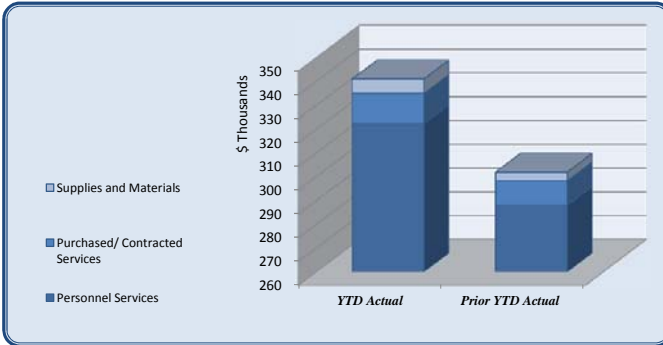


City Council	Total Annual	YTD Budget	YTD Actual	Variance	Prior YTD Actual	Flux	
	Budget						
				(% of YTD Budget)	(Diff from Prior Year)		
Regular Salaries	88,000	88,000	88,000	0	100%	88,000	-
Group Insurance	33,980	33,980	33,831	0	100%	21,544	(12,287)
Social Security	5,456	5,456	5,072	0	93%	5,024	(49)
Medicare	1,276	1,276	1,186	0	93%	1,175	(11)
Unemployment Insurance	-	-	-	-	-	-	-
Personnel Services	128,712	128,712	128,090	1	100%	115,743	(12,347)
Professional Services	3,000	3,000	3,012	(0)	100%	1,117	(1,895)
Technical Services	1,000	1,000	110	1	11%	4,662	4,552
Property/Liability Insurance	40,000	40,000	33,361	7	83%	34,204	843
Communications	3,300	3,300	1,766	2	54%	1,902	136
Printing & Binding	3,800	3,800	837	3	22%	1,335	497
Travel	10,500	10,500	6,450	4	61%	4,122	(2,328)
Dues & Fees	5,000	5,000	2,294	3	46%	2,388	95
Education & Training	9,200	9,200	8,998	0	98%	1,635	(7,363)
Purchased/ Contracted Services	75,800	75,800	56,829	19	75%	51,365	(5,464)
Supplies	4,000	4,000	2,690	1	67%	2,505	(185)
Food	4,500	4,500	3,123	1	69%	2,060	(1,063)
Books & Periodicals	700	700	494	0	71%	314	(181)
Small Equipment	4,000	4,000	1,401	3	35%	5,823	4,423
Supplies and Materials	13,200	13,200	7,708	5	58%	10,703	2,995
Total City Council	217,712	217,712	192,627	25	88%	177,810	(14,816)

City of Dunwoody
YTD Statement of Revenues and
Expenses Through December 31, 2013

City Manager	Total Annual Budget	YTD Budget	YTD Actual	Variance	(% of YTD Budget)	Prior YTD Actual	Flux
					(\$ '000)		(Diff from Prior Year)

Personnel Services	320,448	320,448	322,279	(2)	101%	287,930	(34,349)
Purchased/ Contracted Services	18,077	18,077	12,704	5	70%	10,374	(2,330)
Supplies and Materials	7,321	7,321	6,025	1	82%	3,582	(2,443)
Total City Manager	345,846	345,846	341,008	5	99%	301,886	(39,122)



City Manager	Total Annual Budget	YTD Budget	YTD Actual	Variance	(% of YTD Budget)	Prior YTD Actual	Flux
					(\$ '000)		(Diff from Prior Year)

Regular Salaries	241,503	241,503	242,370	(1)	100%	227,128	(15,242)
Group Insurance	35,441	35,441	35,080	0	99%	23,445	(11,635)
Medicare	3,523	3,523	3,671	(0)	104%	3,288	(384)
Retirement	39,351	39,351	41,158	(2)	105%	34,069	(7,089)
Workers' Compensation	630	630	-	1	0%	-	-
Personnel Services	320,448	320,448	322,279	(2)	101%	287,930	(34,349)

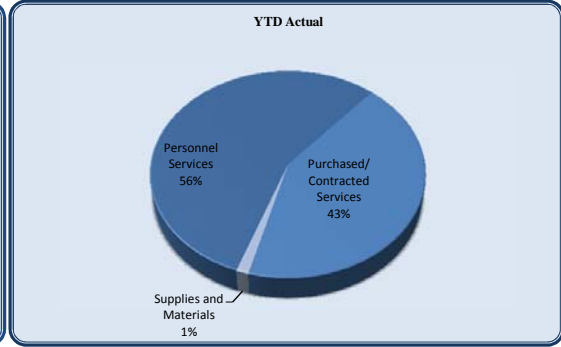
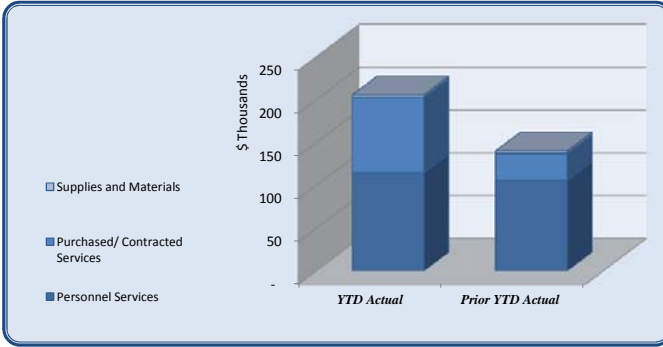
Professional Services	500	500	243	0	49%	-	(243)
Communications	2,950	2,950	2,202	1	75%	1,539	(663)
Printing & Binding	800	800	237	1	30%	231	(6)
Travel	5,000	5,000	4,739	0	95%	2,968	(1,771)
Dues & Fees	5,827	5,827	2,393	3	41%	4,245	1,853
Education & Training	3,000	3,000	2,890	0	96%	1,390	(1,500)
Purchased/ Contracted Services	18,077	18,077	12,704	5	70%	10,374	(2,330)

Supplies	2,300	2,300	2,168	0	94%	1,581	(586)
Gasoline	-	-	-	-	-	-	-
Food	1,500	1,500	1,123	0	75%	765	(359)
Books & Periodicals	300	300	179	0	60%	85	(94)
Small Equipment	3,221	3,221	2,555	1	79%	1,151	(1,404)
Supplies and Materials	7,321	7,321	6,025	1	82%	3,582	(2,443)

Total City Manager	345,846	345,846	341,008	5	99%	301,886	(39,122)
---------------------------	----------------	----------------	----------------	----------	------------	----------------	-----------------

City of Dunwoody
YTD Statement of Revenues and
Expenses Through December 31, 2013

City Clerk	Total Annual Budget	YTD Budget	YTD Actual	Variance	(% of YTD Budget)	Prior YTD Actual	Flux
				(\$ '000)			(Diff from Prior Year)
	Personnel Services	114,281	114,281	114,704	(0)	100%	105,882
Purchased/ Contracted Services	124,110	124,110	87,874	36	71%	31,187	(56,687)
Supplies and Materials	6,825	6,825	2,717	4	40%	2,966	250
Transfers Out	22,000	22,000	29,304	(7)	133%	22,000	(7,304)
Total City Clerk	267,216	267,216	234,599	33	88%	162,035	(72,564)

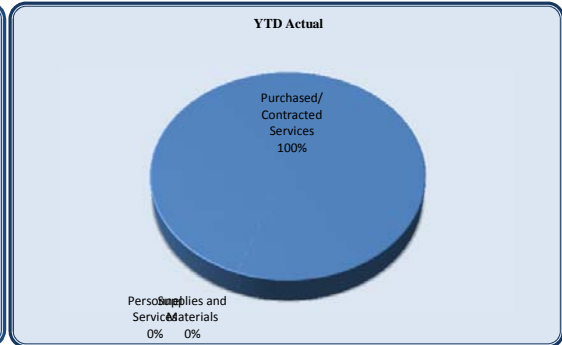
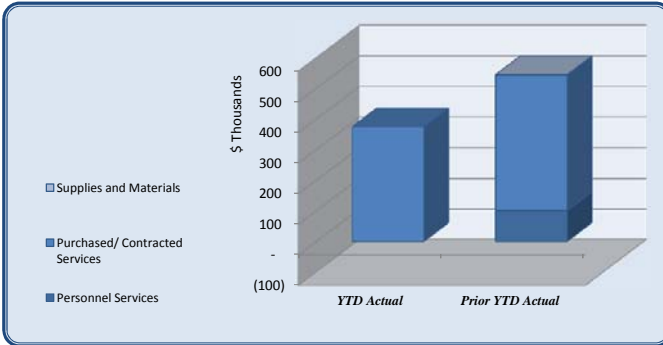


City Clerk	Total Annual Budget	YTD Budget	YTD Actual	Variance	(% of YTD Budget)	Prior YTD Actual	Flux
				(\$ '000)			(Diff from Prior Year)
	Salaries	85,654	85,654	86,330	(1)	101%	82,192
Group Insurance	13,085	13,085	12,533	1	96%	9,444	(3,089)
Medicare	1,257	1,257	1,318	(0)	105%	1,176	(142)
Retirement	13,970	13,970	14,523	(1)	104%	13,070	(1,452)
Unemployment Insurance	-	-	-	-	-	-	-
Workers' Compensation	315	315	-	0	0%	-	-
Personnel Services	114,281	114,281	114,704	(0)	100%	105,882	(8,822)
Professional Services	65,000	65,000	34,168	31	53%	7,000	(27,168)
Technical Services	29,450	29,450	29,103	0	99%	-	(29,103)
Repairs and Maintenance	19,200	19,200	16,793	2	87%	17,001	208
Communications	1,630	1,630	1,693	(0)	104%	968	(725)
Advertising	1,000	1,000	650	0	65%	-	(650)
Printing & Binding	500	500	273	0	55%	-	(273)
Travel	3,580	3,580	2,397	1	67%	4,084	1,687
Dues & Fees	265	265	224	0	85%	591	367
Education & Training	3,485	3,485	2,573	1	74%	1,543	(1,031)
Purchased/ Contracted Services	124,110	124,110	87,874	36	71%	31,187	(56,687)
Supplies	2,000	2,000	1,833	0	92%	1,315	(518)
Food	400	400	99	0	25%	41	(58)
Books & Periodicals	400	400	-	0	0%	337	337
Small Equipment	4,025	4,025	785	3	20%	1,274	489
Supplies and Materials	6,825	6,825	2,717	4	40%	2,966	250
Transfers to Debt Service Fund	22,000	22,000	29,304	(7)	133%	22,000	(7,304)
Transfers Out	22,000	22,000	29,304	(7)	133%	22,000	(7,304)
Total City Clerk	267,216	267,216	234,599	33	88%	162,035	(72,564)

City of Dunwoody
YTD Statement of Revenues and
Expenses Through December 31, 2013

<i>Legal</i>	Total Annual Budget	YTD Budget	YTD Actual	Variance	Prior YTD Actual	Flux
				(\$ '000)	(% of YTD Budget)	(Diff from Prior Year)

Personnel Services	-	-	-	-		100,180	100,180
Purchased/ Contracted Services	395,000	395,000	374,418	21	95%	442,731	68,313
Supplies and Materials	-	-	(58)	0		1,187	1,245
Total Legal	395,000	395,000	374,360	21	95%	544,098	169,738

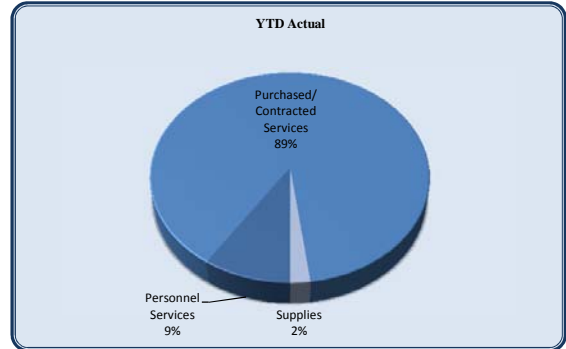
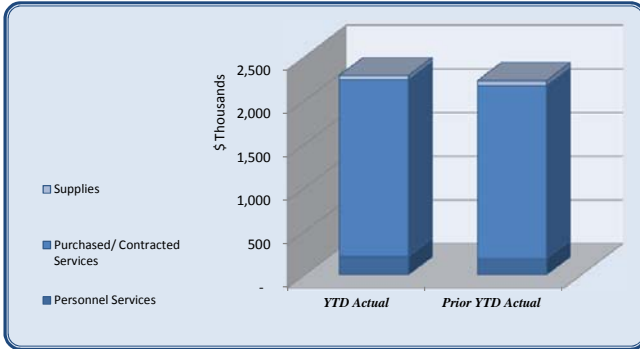


<i>Legal</i>	Total Annual Budget	YTD Budget	YTD Actual	Variance	Prior YTD Actual	Flux
				(\$ '000)	(% of YTD Budget)	(Diff from Prior Year)

Personnel Services	-	-	-	-		100,180	100,180
Professional Services	395,000	395,000	374,222	21	95%	436,667	62,445
Technical Services	-	-	-	-		5,575	5,575
Communications	-	-	34	(0)		21	(13)
Printing & Binding	-	-	(266)	0		469	735
Travel	-	-	13	(0)		-	(13)
Purchased/ Contracted Services	395,000	395,000	374,418	21	95%	442,731	68,313
Supplies	-	-	(58)	0		179	237
Food	-	-	-	-		1,008	1,008
Supplies and Materials	-	-	(58)	0		1,187	1,245
Total Legal	395,000	395,000	374,360	21	95%	544,098	169,738

City of Dunwoody
YTD Statement of Revenues and
Expenses Through December 31, 2013

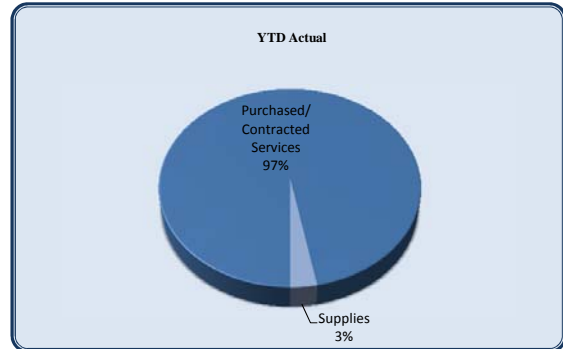
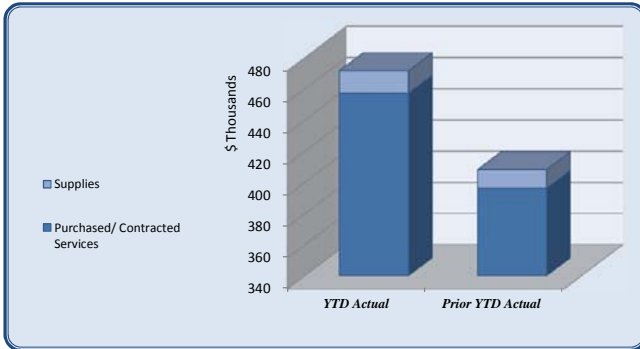
<i>Finance and Administration</i>							
	Total Annual Budget	YTD Budget	YTD Actual	Variance	(% of YTD Budget)	Prior YTD Actual	Flux
				(\$ '000)			(Diff from Prior Year)
Personnel Services	231,337	231,337	212,098	19	92%	187,529	(24,568)
Purchased/ Contracted Services	2,344,812	2,344,812	2,022,858	322	86%	1,980,279	(42,579)
Supplies	96,435	96,435	48,428	48	50%	56,392	7,964
Transfers Out	380,000	380,000	460,000	(80)	121%	180,000	(280,000)
Total Finance and Administration	3,052,584	3,052,584	2,743,384	309	90%	2,404,501	(338,883)



<i>Finance and Administration</i>							
	Total Annual Budget	YTD Budget	YTD Actual	Variance	(% of YTD Budget)	Prior YTD Actual	Flux
				(\$ '000)			(Diff from Prior Year)
Regular Salaries	128,707	128,707	129,822	(1)	101%	123,993	(5,829)
Group Insurance	19,347	19,347	18,079	1	93%	14,462	(3,617)
Medicare	1,867	1,867	1,898	(0)	102%	1,688	(209)
Retirement	20,851	20,851	21,644	(1)	104%	19,255	(2,388)
Workers' Compensation	315	315	-	0	0%	-	-
Other Employee Benefits	60,250	60,250	40,656	20	67%	28,132	(12,524)
Personnel Services	231,337	231,337	212,098	19	92%	187,529	(24,568)
Official/Admin Services	1,320,060	1,320,060	1,249,997	70	95%	1,249,997	(0)
Professional Services	126,340	126,340	54,625	72	43%	76,617	21,992
Technical Services	31,960	31,960	32,036	(0)	100%	31,435	(601)
Repairs & Maintenance	105,413	105,413	80,658	25	77%	79,141	(1,517)
Rentals	539,319	539,319	424,349	115	79%	422,004	(2,345)
Insurance	59,800	59,800	52,678	7	88%	49,876	(2,801)
Communications	8,400	8,400	7,225	1	86%	5,955	(1,270)
Advertising	9,500	9,500	830	9	9%	519	(311)
Printing & Binding	8,900	8,900	5,933	3	67%	9,181	3,248
Travel	5,500	5,500	4,021	1	73%	5,438	1,418
Dues & Fees	75,520	75,520	73,946	2	98%	15,620	(58,325)
Education & Training	32,500	32,500	9,551	23	29%	17,725	8,174
Other Charges	21,600	21,600	27,010	(5)	125%	16,770	(10,240)
Purchased/ Contracted Services	2,344,812	2,344,812	2,022,858	322	86%	1,980,279	(42,579)
Supplies	96,435	96,435	10,506	9	54%	14,403	3,897
Electricity	38,000	38,000	21,938	16	58%	20,465	(1,473)
Diesel	10,000	10,000	-	10	0%	-	-
Food	14,280	14,280	6,067	8	42%	6,177	110
Books & Periodicals	2,000	2,000	708	1	35%	1,013	305
Small Equipment	12,655	12,655	9,209	3	73%	14,334	-
Supplies	96,435	96,435	48,428	48	50%	56,392	7,964
Transfers to Debt Service Fund	80,000	80,000	160,000	(80)	200%	80,000	(80,000)
Transfers to Capital	300,000	300,000	300,000	-	100%	-	(200,000)
Transfers Out	380,000	380,000	460,000	(80)	121%	180,000	(280,000)
Total Finance and Administration	3,052,584	3,052,584	2,743,384	309	90%	2,404,501	(338,883)

City of Dunwoody
YTD Statement of Revenues and
Expenses Through December 31, 2013

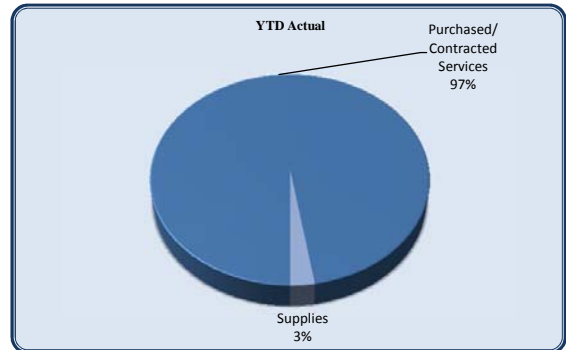
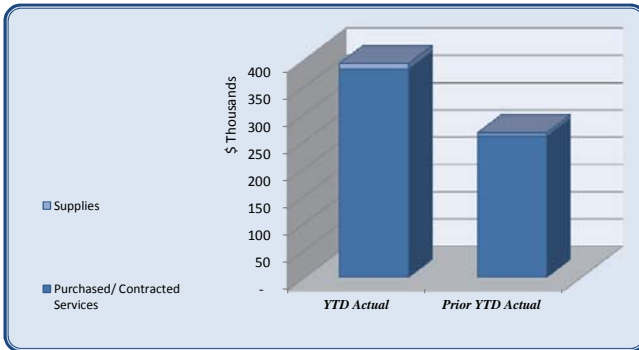
Information Technology	Total Annual Budget	YTD Budget	YTD Actual	Variance	Prior YTD Actual	Flux			
							(% of YTD Budget)		(Diff from Prior Year)
							(\$ '000)		
Purchased/ Contracted Services	472,591	472,591	457,354	15	97%	396,378 (60,976)			
Supplies	15,588	15,588	14,196	1	91%	11,762 (2,435)			
Transfers Out	109,000	109,000	218,000	(109)	200%	144,000 (74,000)			
Total Information Technology	597,180	597,180	689,550	(92)	115%	552,140 (137,411)			



Information Technology	Total Annual Budget	YTD Budget	YTD Actual	Variance	Prior YTD Actual	Flux			
							(% of YTD Budget)		(Diff from Prior Year)
							(\$ '000)		
Official/Admin Svcs	294,216	294,216	294,215	0	100%	316,134 21,918			
Professional Services	-	-	279	(0)	-	(279)			
Technical Services	17,400	17,400	15,881	2	91%	3,741 (12,140)			
Repairs & Maintenance	115,120	115,120	105,319	10	91%	44,330 (60,989)			
Communications	45,355	45,355	41,659	4	92%	32,124 (9,535)			
Printing & Binding	500	500	-	1	0%	-			
Education & Training	-	-	-	-	-	50 50			
Purchased/ Contracted Services	472,591	472,591	457,354	15	97%	396,378 (60,976)			
Supplies	2,625	2,625	1,071	2	41%	975 (96)			
Books & Periodicals	-	-	-	-	-	100 100			
Small Equipment	12,963	12,963	13,126	(0)	101%	10,687 -			
Supplies	15,588	15,588	14,196	1	91%	11,762 (2,435)			
Transfers to Debt Service Fund	109,000	109,000	218,000	(109)	200%	109,000 (109,000)			
Transfers to Capital	-	-	-	-	-	35,000 35,000			
Transfers Out	109,000	109,000	218,000	(109)	200%	144,000 (74,000)			
Total Information Technology	597,180	597,180	689,550	(92)	115%	552,140 (137,411)			

City of Dunwoody
YTD Statement of Revenues and
Expenses Through December 31, 2013

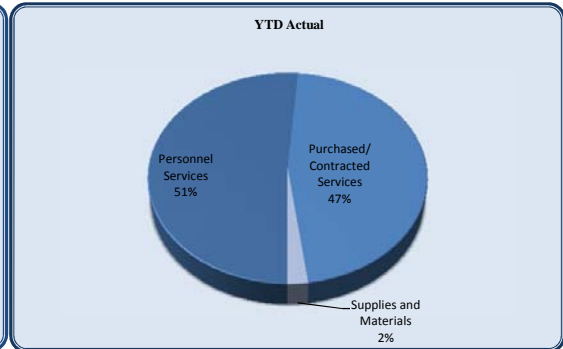
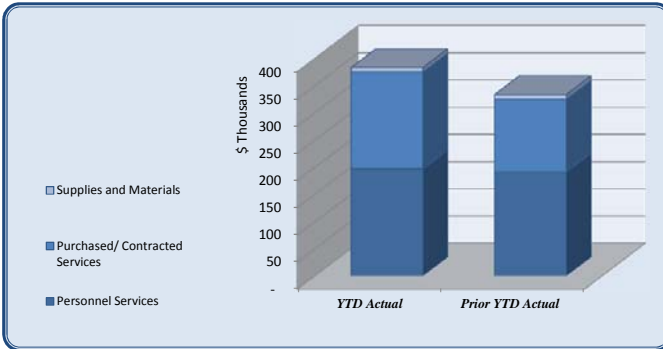
Marketing	Total Annual Budget	YTD Budget	YTD Actual	Variance	(% of YTD Budget)	Prior YTD Actual	Flux
				(\$ '000)			(Diff from Prior Year)
Purchased/ Contracted Services	439,025	439,025	382,556	56	87%	259,638	(122,919)
Supplies	13,403	13,403	10,110	3	75%	5,937	(4,173)
Total Marketing	452,428	452,428	392,666	60	87%	265,575	(127,091)



Marketing	Total Annual Budget	YTD Budget	YTD Actual	Variance	(% of YTD Budget)	Prior YTD Actual	Flux
				(\$ '000)			(Diff from Prior Year)
Official/Admin Services	290,275	290,275	290,275	-	100%	182,175	(108,100)
Professional Services	65,750	65,750	39,492	26	60%	22,703	(16,789)
Technical Services	5,000	5,000	3,600	1	72%	3,600	-
Communications	5,000	5,000	2,507	2	50%	200	(2,307)
Advertising	52,000	52,000	39,445	13	76%	50,155	10,710
Printing & Binding	18,000	18,000	7,172	11	40%	200	(6,973)
Dues & Fees	3,000	3,000	-	3	0%	605	605
Purchased/ Contracted Services	439,025	439,025	382,556	56	87%	259,638	(122,919)
Supplies	9,000	9,000	6,603	2	73%	5,478	(1,125)
Food	2,500	2,500	2,042	0	82%	459	(1,583)
Small Equipment	1,903	1,903	1,464	0	77%	-	-
Supplies	13,403	13,403	10,110	3	75%	5,937	(4,173)
Total Marketing	452,428	452,428	392,666	60	87%	265,575	(127,091)

City of Dunwoody
YTD Statement of Revenues and
Expenses Through December 31, 2013

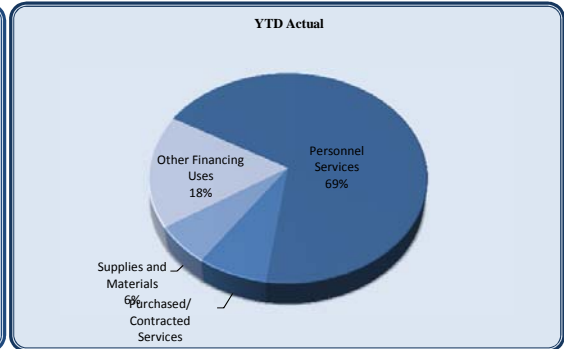
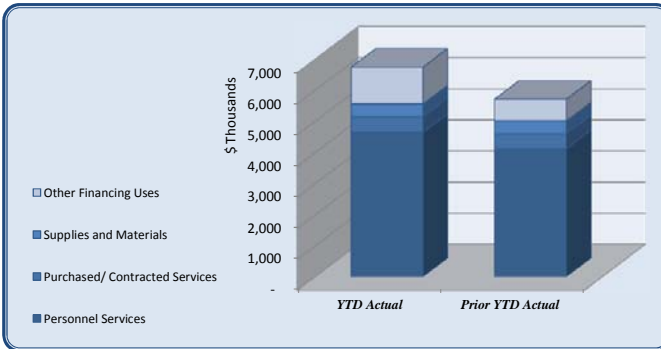
<i>Municipal Court</i>	Total Annual Budget	YTD Budget	YTD Actual	Variance	(% of YTD Budget)	Prior YTD Actual	Flux
				(\$ '000)			(Diff from Prior Year)
Personnel Services	196,842	196,842	196,271	1	100%	190,676	(5,595)
Purchased/ Contracted Services	194,900	194,900	178,083	17	91%	133,542	(44,541)
Supplies and Materials	10,408	10,408	8,184	2	79%	8,648	464
Other Financing Uses	22,500	22,500	45,000	(23)	200%	22,496	(22,504)
Total Municipal Court	424,650	424,650	427,538	(3)	101%	355,362	(72,176)



<i>Municipal Court</i>	Total Annual Budget	YTD Budget	YTD Actual	Variance	(% of YTD Budget)	Prior YTD Actual	Flux
				(\$ '000)			(Diff from Prior Year)
Regular Salaries	139,917	139,917	139,115	1	99%	130,836	(8,278)
Solicitor Salaries	-	-	-	-	-	13,750	13,750
Overtime Salaries	6,000	6,000	5,906	0	98%	4,012	(1,893)
Group Insurance	25,576	25,576	25,487	0	100%	19,548	(5,940)
Medicare	2,005	2,005	2,145	(0)	107%	2,035	(110)
Retirement	22,399	22,399	23,619	(1)	105%	20,495	(3,124)
Workers' Compensation	945	945	-	1	0%	-	-
Personnel Services	196,842	196,842	196,271	1	100%	190,676	(5,595)
Professional Services	143,350	143,350	136,591	7	95%	91,617	(44,974)
Technical Services	17,900	17,900	17,361	1	97%	16,625	(736)
Repairs & Maintenance	15,500	15,500	15,362	0	99%	15,175	(187)
Rentals	4,000	4,000	366	4	9%	1,840	1,475
Communications	4,250	4,250	4,123	0	97%	2,882	(1,241)
Printing & Binding	500	500	334	0	67%	842	509
Travel	3,550	3,550	2,654	1	75%	2,988	334
Dues & Fees	900	900	192	1	21%	315	123
Education & Training	4,950	4,950	1,100	4	22%	1,258	158
Merchant Services	-	-	-	-	-	-	-
Purchased/ Contracted Services	194,900	194,900	178,083	17	91%	133,542	(44,541)
Supplies	5,000	5,000	4,848	0	97%	5,630	782
Food	1,800	1,800	1,220	1	68%	1,025	(195)
Books & Periodicals	600	600	384	0	64%	378	(7)
Small Equipment	3,008	3,008	1,731	1	58%	1,616	(115)
Supplies and Materials	10,408	10,408	8,184	2	79%	8,648	464
Transfers to Debt Service Fund	22,500	22,500	45,000	(23)	200%	22,500	(22,500)
Cash over/short	-	-	-	-	-	(4)	(4)
Other Financing Uses	22,500	22,500	45,000	(23)	200%	22,496	(22,504)
Total Municipal Court	424,650	424,650	427,538	(3)	101%	355,362	(72,176)

City of Dunwoody
YTD Statement of Revenues and
Expenses Through December 31, 2013

Police	Total Annual Budget	YTD Budget	YTD Actual	Variance	(% of YTD Budget)	Prior YTD Actual	Flux
				(\$ '000)			(Diff from Prior Year)
Personnel Services	4,831,834	4,831,834	4,646,651	185	96%	4,119,799	(526,851)
Purchased/ Contracted Services	634,827	634,827	500,862	134	79%	475,275	(25,587)
Supplies and Materials	410,208	410,208	413,505	(3)	101%	417,711	4,206
Other Financing Uses	707,509	707,509	1,177,009	(470)	166%	694,550	(482,459)
Total Police	6,584,378	6,584,378	6,738,026	(154)	102%	5,707,335	(1,030,692)



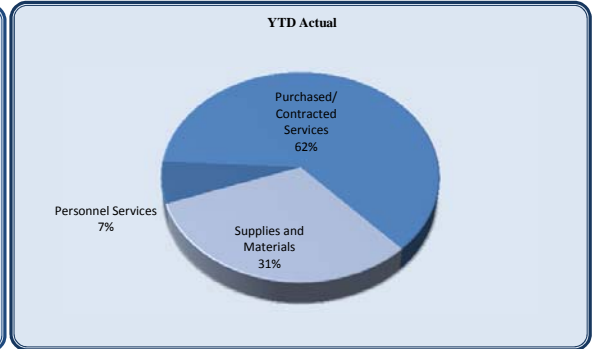
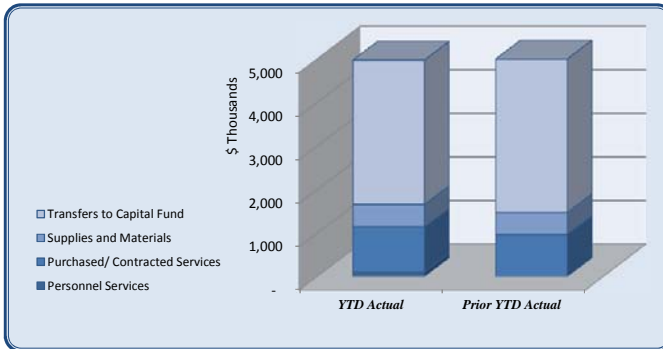
Police	Total Annual Budget	YTD Budget	YTD Actual	Variance	(% of YTD Budget)	Prior YTD Actual	Flux
				(\$ '000)			(Diff from Prior Year)
Regular Salaries	3,098,528	3,098,528	3,112,612	(14)	100%	2,746,389	(366,223)
Overtime Salaries	306,813	306,813	170,238	137	55%	293,795	123,557
Total Salaries	3,405,341	3,405,341	3,282,849	122	96%	3,040,184	(242,666)
Group Insurance	734,166	734,166	676,560	58	92%	491,150	(185,410)
Medicare	49,303	49,303	48,543	1	98%	41,873	(6,670)
Retirement	518,724	518,724	519,612	(1)	100%	450,243	(69,369)
Workers' Compensation	124,300	124,300	118,871	5	96%	72,350	(46,521)
Personnel Services	1,426,493	1,426,493	1,363,801	63	96%	1,079,615	(284,186)
Professional Services	92,000	92,000	11,235	81	12%	11,312	77
Technical Services	35,400	35,400	20,167	15	57%	28,685	8,518
Repairs & Maintenance	264,056	264,056	249,766	14	95%	232,015	(17,750)
Rentals	12,100	12,100	7,716	4	64%	6,282	(1,434)
Insurance	79,761	79,761	71,748	8	90%	63,384	(8,364)
Claims	-	-	12,889	(13)		112	(12,778)
Communications	68,120	68,120	66,519	2	98%	62,847	(3,672)
Advertising	2,500	2,500	688	2	28%	17	(670)
Printing & Binding	5,440	5,440	2,828	3	52%	1,385	(1,443)
Travel	37,760	37,760	28,890	9	77%	44,212	15,322
Dues & Fees	10,360	10,360	7,752	3	75%	6,723	(1,029)
Education & Training	27,330	27,330	20,664	7	76%	18,275	(2,388)
Purchased/ Contracted Services	634,827	634,827	500,862	134	79%	475,275	(25,587)
Supplies	104,505	104,505	107,618	(3)	103%	87,416	(20,202)
Supplies-Explorer Program	6,000	6,000	8,377	(2)	140%	7,173	(1,203)
Gasoline	240,000	240,000	236,953	3	99%	233,652	(3,301)
Food	6,000	6,000	2,178	4	36%	4,448	2,270
Books & Periodicals	2,500	2,500	1,931	1	77%	2,492	561
Cash Over & Short	-	-	-	-		45	45
Small Equipment	51,203	51,203	56,448	(5)	110%	82,485	26,037
Supplies and Materials	410,208	410,208	413,505	(3)	101%	417,711	4,206
Transfers to Debt Service Fund	469,500	469,500	939,000	(470)	200%	469,500	(469,500)
Transfers to Capital Fund	238,009	238,009	238,009	-	100%	225,050	(12,959)
Other Financing Uses	707,509	707,509	1,177,009	(470)	166%	694,550	(482,459)
Total Police	6,584,378	6,584,378	6,738,026	(154)	102%	5,707,335	(1,030,692)

City of Dunwoody
 YTD Statement of Revenues and
 Expenses Through December 31, 2013

<i>E-911</i>	Total Annual Budget	YTD Budget	YTD Actual	Variance (\$ '000)	(% of YTD Budget)	Prior YTD Actual	Flux (Diff from Prior Year)
Transfers to E-911 Fund	368,096	368,096	101,342	267	28%	164,571	63,230
Total E-911	368,096	368,096	101,342	267	28%	164,571	63,230

City of Dunwoody
YTD Statement of Revenues and
Expenses Through December 31, 2013

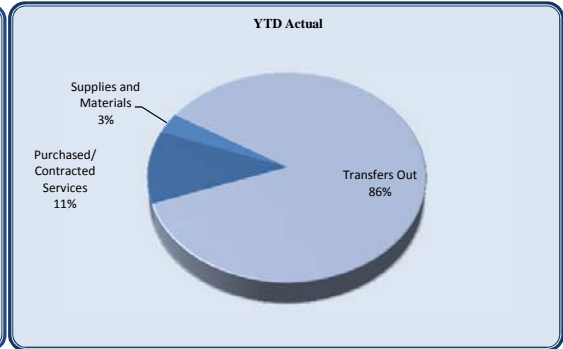
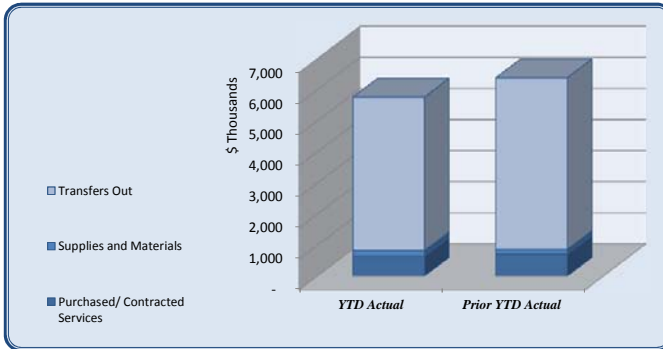
<i>Public Works</i>	Total Annual Budget	YTD Budget	YTD Actual	Variance		Prior YTD Actual	Flux
					(% of YTD Budget)		(Diff from Prior Year)
					(\$ '000)		
Personnel Services	114,350	114,350	105,795	9	93%	-	(105,795)
Purchased/ Contracted Services	1,281,634	1,281,634	1,030,699	251	80%	965,993	(34,496)
Supplies and Materials	572,415	572,415	519,824	53	91%	506,042	(13,781)
Transfers to Capital Fund	3,313,544	3,313,544	3,313,544	-	100%	3,524,456	210,912
Total Public Works	5,281,943	5,281,943	4,969,862	312	94%	4,996,492	26,630



<i>Public Works</i>	Total Annual Budget	YTD Budget	YTD Actual	Variance		Prior YTD Actual	Flux
					(% of YTD Budget)		(Diff from Prior Year)
					(\$ '000)		
Salaries	83,250	83,250	82,688	1	99%	-	(82,688)
Group Insurance	15,250	15,250	10,242	5	67%	-	(10,242)
Medicare	2,000	2,000	1,169	1	58%	-	(1,169)
Retirement	13,600	13,600	11,697	2	86%	-	(11,697)
Personnel Services	114,350	114,350	105,795	9	93%	-	(105,795)
Official/Admin Svcs	255,000	255,000	255,000	-	100%	280,000	25,000
Professional Services	134,550	134,550	41,135	93	31%	5,950	(35,185)
Tree Fund Expenses	92,534	92,534	5,862	87	6%	20,142	14,280
Professional Services	-	-	-	-	-	871	871
Technical Services	2,400	2,400	2,643	(0)	110%	13,666	11,023
Repairs & Maintenance	23,300	23,300	21,570	2	93%	17,000	(4,570)
R&M - Signs	-	-	-	-	0%	9,130	-
R&M - Storm Damage Removal	25,000	25,000	21,951	3	88%	5,103	(16,848)
R&M - Street Maintenance	500,000	500,000	452,367	48	90%	403,895	(48,472)
R&M - Traffic Signals	201,000	201,000	183,741	17	91%	187,609	3,868
R&M - Curb Replacement	-	-	-	-	-	-	-
R&M - Right of Way Maint	40,000	40,000	41,269	(1)	103%	19,167	(22,102)
Claims	3,000	3,000	810	2	0%	1,019	209
Communications	2,300	2,300	1,841	0	80%	156	(1,685)
Advertising	1,000	1,000	732	0	73%	2,204	1,472
Printing & Binding	1,550	1,550	1,289	0	83%	48	(1,241)
Travel	-	-	34	(0)	-	33	(1)
Purchased/ Contracted Services	1,281,634	1,281,634	1,030,699	251	80%	965,993	(34,496)
Supplies-Office	1,000	1,000	619	0	62%	483	(136)
Supplies-Road Materials	80,000	80,000	73,555	6	92%	66,579	(6,977)
Electricity	485,000	485,000	440,278	45	91%	438,981	(1,297)
Small Equipment	6,415	6,415	5,372	1	84%	-	(5,372)
Supplies and Materials	572,415	572,415	519,824	53	91%	506,042	(13,781)
Transfers to Capital Fund	3,313,544	3,313,544	3,313,544	-	100%	3,524,456	210,912
Transfers to Capital Fund	3,313,544	3,313,544	3,313,544	-	100%	3,524,456	210,912
Total Public Works	5,281,943	5,281,943	4,969,862	312	94%	4,996,492	26,630

City of Dunwoody
YTD Statement of Revenues and
Expenses Through December 31, 2013

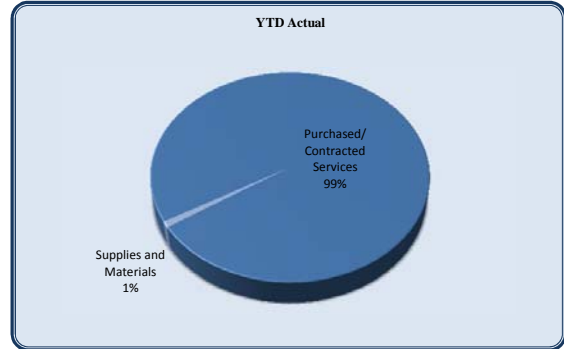
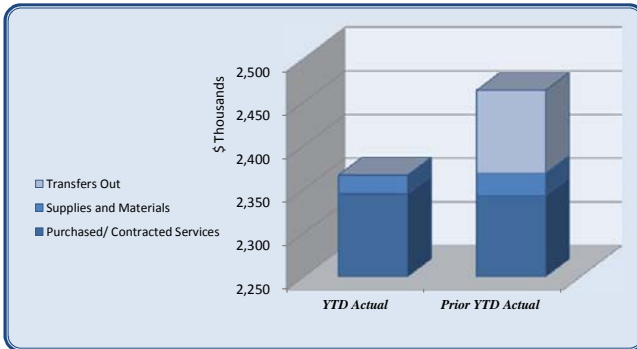
<i>Parks and Recreation</i>							
	Total Annual Budget	YTD Budget	YTD Actual	Variance	(% of YTD Budget)	Prior YTD Actual	Flux
				(\$ '000)			(Diff from Prior Year)
Purchased/ Contracted Services	707,988	707,988	646,836	61	91%	710,045	63,208
Supplies and Materials	226,689	226,689	184,870	42	82%	158,963	(25,907)
Transfers Out	4,933,204	4,933,204	4,933,204	-	100%	5,518,774	585,570
Total Parks and Recreation	5,867,881	5,867,881	5,764,910	103	98%	6,387,782	622,872



<i>Parks and Recreation</i>							
	Total Annual Budget	YTD Budget	YTD Actual	Variance	(% of YTD Budget)	Prior YTD Actual	Flux
				(\$ '000)			(Diff from Prior Year)
Official/Admin Svcs	125,000	125,000	125,000	0	100%	150,000	25,000
Professional Services	2,000	2,000	1,850	0	93%	22,498	20,648
Technical Services	-	-	-	-	-	12,697	12,697
R&M-Parks	544,988	544,988	485,209	60	89%	498,734	13,525
Rentals	2,000	2,000	1,850	0	93%	1,850	-
Property/Liability Insurance	32,100	32,100	30,300	2	94%	24,266	(6,034)
Claims	-	-	1,000	(1)	-	-	(1,000)
Communications	1,500	1,500	1,228	0	82%	1,310	82
Advertising	-	-	-	-	-	1,065	1,065
Dues & Fees	400	400	400	-	100%	400	-
Purchased/ Contracted Services	707,988	707,988	646,836	61	91%	710,045	63,208
Supplies	80,000	80,000	58,344	22	73%	46,034	(12,310)
Utilities	138,000	138,000	125,740	12	91%	100,633	(25,108)
Food	-	-	-	-	-	181	181
Small Equipment	8,689	8,689	785	8	9%	12,115	11,330
Supplies and Materials	226,689	226,689	184,870	42	82%	158,963	(25,907)
Transfers to Debt Service Fund	108,367	108,367	108,367	0	100%	800,574	692,207
Transfers to Capital Fund	4,824,837	4,824,837	4,824,837	-	100%	4,718,200	(106,637)
Transfers Out	4,933,204	4,933,204	4,933,204	-	100%	5,518,774	585,570
Total Parks and Recreation	5,867,881	5,867,881	5,764,910	103	98%	6,387,782	622,872

City of Dunwoody
YTD Statement of Revenues and
Expenses Through December 31, 2013

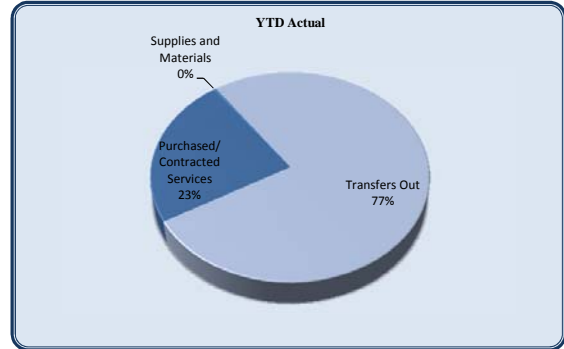
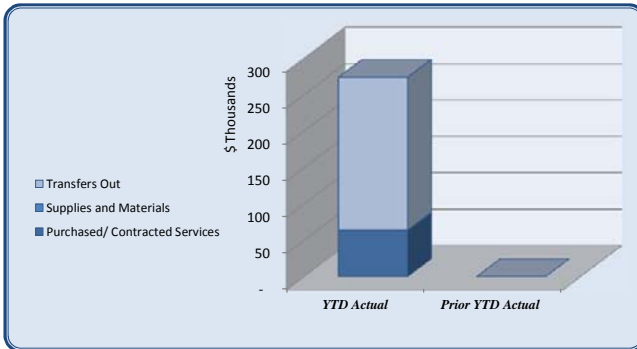
<i>Community Development</i>		Total Annual Budget	YTD Budget	YTD Actual	Variance	(% of YTD Budget)	Prior YTD Actual	Flux
					(\$ '000)			(Diff from Prior Year)
Purchased/ Contracted Services		2,370,152	2,370,152	2,344,889	25	99%	2,342,822	(2,067)
Supplies and Materials		26,611	26,611	21,361	5	80%	25,630	4,269
Transfers Out		50,000	50,000	-	50	0%	95,000	95,000
Total Community Development		2,446,762	2,446,762	2,366,250	81	97%	2,463,452	97,202



<i>Community Development</i>		Total Annual Budget	YTD Budget	YTD Actual	Variance	(% of YTD Budget)	Prior YTD Actual	Flux
					(\$ '000)			(Diff from Prior Year)
Official/Admin Svcs		1,852,000	1,852,000	2,039,790	(188)	110%	2,007,069	(32,721)
Professional Services		274,950	274,950	134,293	141	49%	217,429	83,136
Technical Services		129,600	129,600	68,703	61	53%	35,289	(33,414)
Repairs & Maintenance		83,320	83,320	71,986	11	86%	43,350	(28,636)
Rentals		-	-	2,745	(3)		5,224	2,480
Insurance Claims		-	-	10,000	(10)		128	(9,872)
Communications		3,532	3,532	1,873	2	53%	2,384	511
Advertising		12,500	12,500	10,432	2	83%	18,364	7,932
Printing & Binding		7,500	7,500	3,379	4	45%	1,933	(1,446)
Travel		3,000	3,000	19	3	1%	237	218
Dues & Fees		2,250	2,250	975	1	43%	8,705	7,730
Education & Training		1,500	1,500	695	1	46%	2,710	2,015
Purchased/ Contracted Services		2,370,152	2,370,152	2,344,889	25	99%	2,342,822	(2,067)
Supplies		11,500	11,500	11,754	(0)	102%	19,440	7,686
Food		1,000	1,000	499	1	50%	3,272	2,774
Books & Periodicals		2,500	2,500	28	2	1%	-	(28)
Small Equipment		11,611	11,611	9,080	3	78%	2,918	(6,162)
Supplies and Materials		26,611	26,611	21,361	5	80%	25,630	4,269
Transfers to Multiple Grants Fund		50,000	50,000	-	50	0%	-	-
Transfers Out		50,000	50,000	-	50	0%	95,000	95,000
Total Community Development		2,446,762	2,446,762	2,366,250	81	97%	2,463,452	97,202

City of Dunwoody
YTD Statement of Revenues and
Expenses Through December 31, 2013

<i>Economic Development</i>	Total Annual Budget	YTD Budget	YTD Actual	Variance	(% of YTD Budget)	Prior YTD Actual	Flux
				(\$ '000)			(Diff from Prior Year)
Purchased/ Contracted Services	86,268	86,268	63,494	23	74%	-	(63,494)
Supplies and Materials	1,971	1,971	998	1	51%	-	(998)
Transfers Out	209,444	209,444	209,444	-	100%	-	(209,444)
Total Economic Development	297,682	297,682	273,936	24	92%	-	(273,936)



<i>Economic Development</i>	Total Annual Budget	YTD Budget	YTD Actual	Variance	(% of YTD Budget)	Prior YTD Actual	Flux
				(\$ '000)			(Diff from Prior Year)
Professional Services	30,000	30,000	27,743	2	92%	-	(27,743)
Technical Services	8,000	8,000	7,765	0	97%	-	(7,765)
Communications	968	968	-	1	0%	-	-
Advertising	31,400	31,400	18,962	12	60%	-	(18,962)
Printing & Binding	3,500	3,500	305	3	9%	-	(305)
Travel	3,000	3,000	61	3	2%	-	(61)
Dues & Fees	8,600	8,600	8,358	0	97%	-	(8,358)
Education & Training	800	800	300	1	38%	-	(300)
Purchased/ Contracted Services	86,268	86,268	63,494	23	74%	-	(63,494)
Supplies	50	50	20	0	40%	-	(20)
Food	1,200	1,200	978	0	81%	-	(978)
Small Equipment	721	721	-	1	0%	-	-
Supplies and Materials	1,971	1,971	998	1	51%	-	(998)
Transfers to Debt Service Fund	209,444	209,444	209,444	-	100%	-	(209,444)
Transfers Out	209,444	209,444	209,444	-	92%	-	(273,936)
Total Economic Development	297,682	297,682	273,936	24	92%	-	(273,936)

<i>Contingency</i>	Total Annual Budget	YTD Budget	YTD Actual	Variance	(% of YTD Budget)	Prior YTD Actual	Flux
				(\$ '000)			(Diff from Prior Year)
Contingency	575,000	575,000	-	575	0%	-	-
Total Contingency	575,000	575,000	-	575	0%	-	-
Total General Fund Expenditures	27,174,358	27,174,358	25,610,057	1,564	94%	24,483,039	(1,127,018)
Total Revenues over/(under) Expenditures	652,856	652,856	3,479,273	2,826	533%	348,981	3,130,292

City of Dunwoody
YTD Statement of Revenues and
Expenses Through December 31, 2013

<i>E911 Fund</i>	Total Annual Budget	YTD Budget	YTD Actual	Variance	Prior YTD Actual	Flux
				(\$ '000)	(% of YTD Budget)	(Diff from Prior Year)
Revenues						
E911 Revenue	850,000	850,000	1,177,434	327	139%	983,622 (193,812)
Transfers In	368,096	368,096	101,342	(267)	28%	164,571 63,230
Total Revenues	1,218,096	1,218,096	1,278,776	61	105%	1,148,193 (130,582)
Expenditures						
Professional Services	-	-	-	-		1,750 1,750
Communications	76,920	76,920	149,903	(73)	195%	9,444 (140,460)
Machinery & Equipment	5,000	5,000	-	5	0%	- -
Intergovernmental-E911 (Chatcomm)	1,075,000	1,075,000	1,075,000	0	100%	1,075,000 -
Transfers Out-Debt	61,176	61,176	53,872	7	88%	62,000 8,128
Total Expenditures	1,218,096	1,218,096	1,278,776	(61)	105%	1,148,193 (130,582)
Total Revenues over/(under) Expenditures	-	-	-	-		- -

City of Dunwoody
YTD Statement of Revenues and
Expenses Through December 31, 2013

<i>Hotel Excise Tax Fund</i>	Total Annual Budget	YTD Budget	YTD Actual	Variance	Prior YTD Actual	Flux
				(\$ '000)	(% of YTD Budget)	(Difference from Prior Year)
Revenues						
Hotel/Motel Tax	1,871,667	1,871,667	2,044,353	173	109%	1,849,719 (194,634)
Interest Revenue	-	-	49	0		46 (3)
Total Revenues	1,871,667	1,871,667	2,044,402	173	109%	1,849,765 (194,637)
Expenditures						
Transfers to General Fund	1,123,000	1,123,000	1,226,657	(104)	109%	1,109,877 (116,780)
Transfers to Component Unit - CVBD	748,667	748,667	817,741	(69)	109%	739,888 (77,854)
Total Expenditures	1,871,667	1,871,667	2,044,398	(173)	109%	1,849,765 (194,634)
Total Revenues over/(under) Expenditures	-	-	3	0		- (3)

City of Dunwoody
YTD Statement of Revenues and
Expenses Through December 31, 2013

<i>Motor Vehicle Rental Excise Tax Fund</i>	Total Annual Budget	YTD Budget	YTD Actual	Variance (\$ '000)	Prior YTD Actual	Flux (Difference from Prior Year)
				(% of YTD Budget)		
Revenues						
MV Rental Excise Tax	98,000	98,000	105,409	7	108%	98,438 (6,971)
Total Revenues	98,000	98,000	105,409	7	108%	98,438 (6,971)
Expenditures						
Transfers to General Fund	98,000	98,000	105,409	(7)	108%	98,438 (6,971)
Total Expenditures	98,000	98,000	105,409	(7)	108%	98,438 (6,971)
Total Revenues over/(under) Expenditures	-	-	-	-		-

City of Dunwoody
YTD Statement of Revenues and
Expenses Through December 31, 2013

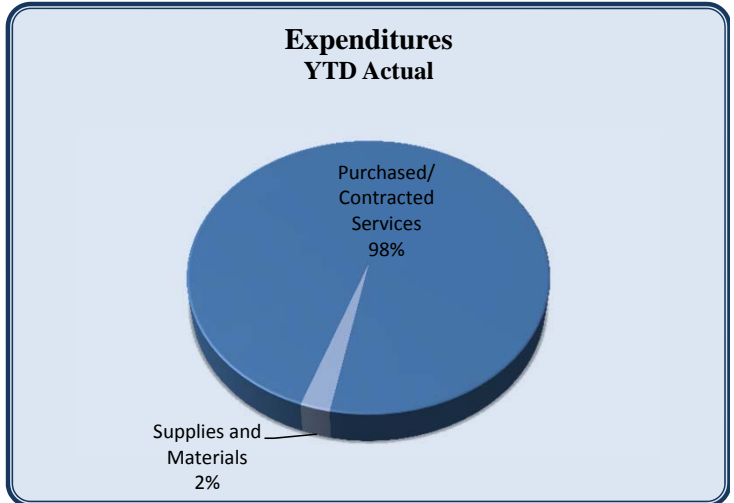
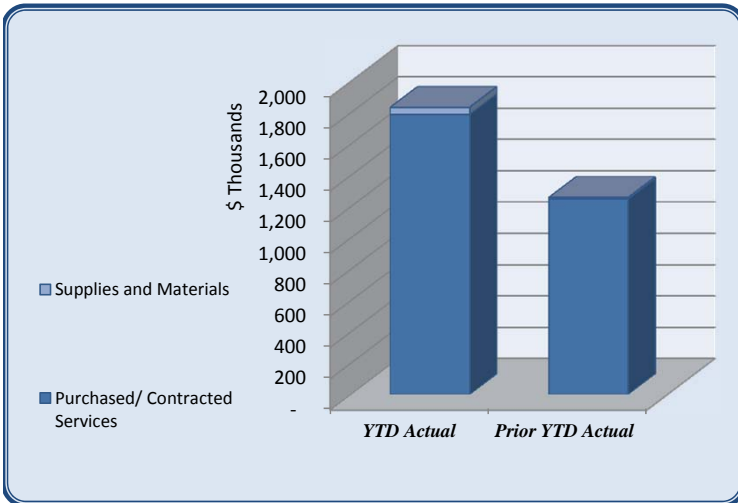
<i>Capital Projects Fund</i>	Total Annual Budget	YTD Budget	YTD Actual	Variance		Prior YTD Actual	Flux
Revenues				(\$ '000)	(% of YTD Budget)		(Difference from Prior Year)
Interest Revenue	-	-	16,823	17		20,267	3,443
Operating Transfer In - General Fund	8,676,390	8,676,390	8,676,390	-	100%	8,697,706	21,316
Use of PY Reserves	-	-	-	-		4,875,073	4,875,073
Total Revenues	8,676,390	8,676,390	8,693,213	17	100%	13,648,848	4,955,634
Expenditures							
Repairs and Maintenance	-	-	-	-		7,007	7,007
Small Equipment	-	-	-	-		18,562	18,562
Machinery & Equipment	14,440	14,440	11,851	3	82%	-	(11,851)
Information Technology	14,440	14,440	11,851	3	82%	25,569	13,718
Professional Services	50,000	50,000	-	50	0%	-	-
Buildings	250,000	250,000	51,385	199	21%	-	(51,385)
Facilities	400,000	400,000	51,385	349	13%	-	(51,385)
Small Equipment	47,501	47,501	49,688	(2)	105%	36,598	(13,091)
Machinery & Equipment	2,002,215	2,002,215	313,019	1,689	16%	88,117	(224,902)
Police Department	2,049,717	2,049,717	362,707	1,687	18%	124,714	(237,993)
Professional Services	-	-	9,618	(10)		95,080	85,462
Repairs & Maintenance	1,518,921	1,518,921	1,732,998	(214)	114%	1,078,625	(654,373)
Supplies	-	-	-	-		8,118	8,118
Infrastructure	5,719,065	5,719,065	1,258,789	4,460	22%	1,340,235	81,446
Operating Transfers to Multiple Grants Fund	-	-	-	-		-	-
Public Works	7,237,986	7,237,986	3,001,405	4,237	41%	2,567,058	(434,347)
Sites	2,071,000	2,071,000	1,867,973	203	90%	2,806,109	938,137
Site improvements	2,297,825	2,297,825	1,978,220	320	86%	156,914	(1,821,307)
Infrastructure	2,317,385	2,317,385	268,591	2,049	12%	12,971	(255,620)
Machinery & Equipment	-	-	-	-		4,995	4,995
Parks	6,686,210	6,686,210	4,114,784	2,571	62%	2,980,990	(1,133,795)
Machinery & Equipment	72,543	72,543	3,048	69	4%	22,457	19,409
Community Development	72,543	72,543	3,048	69	4%	22,457	19,409
Total Expenditures	16,460,896	16,460,896	7,545,180	8,916	46%	5,720,788	(1,824,392)
Total Revenues over/(under) Expenditures	(7,784,506)	(7,784,506)	1,148,034	8,933	-15%	7,928,060	6,780,026

City of Dunwoody
YTD Statement of Revenues and
Expenses Through December 31, 2013

<i>Debt Service Fund</i>	Total Annual Budget	YTD Budget	YTD Actual	Variance		Prior YTD Actual	Flux
				(\$ '000)	(% of YTD Budget)		(Difference from Prior Year)
Revenues							
Transfers from General Fund	1,020,811	1,020,811	1,709,115	688	167%	1,503,574	(205,541)
Transfers from E911 Fund	61,176	61,176	53,872	(7)	88%	62,000	8,128
Total Revenues	1,081,987	1,081,987	1,762,987	681	163%	1,565,574	(197,413)
Expenditures							
Lease Principal	947,614	947,614	1,411,390	(464)	149%	1,053,159	(358,232)
Lease Interest	134,373	134,373	53,896	80	40%	111,304	57,409
Total Expenditures	1,081,987	1,081,987	1,779,374	(697)	164%	1,369,159	(410,215)
Total Revenues over/(under) Expenditures	-	-	(16,386)	(16)		196,415	212,802

City of Dunwoody
YTD Statement of Revenues and
Expenses Through December 31, 2013

<i>Stormwater fund</i>	Total Annual Budget	YTD Budget	YTD Actual	Variance		Prior YTD Actual	Flux
					(\$ '000)	(% of YTD Budget)	(Difference from Prior Year)
Revenues							
Stormwater Utility Charges	1,815,316	1,815,316	1,837,404	22		101%	(33,391)
Interest Revenue	500	500	1,823	1		365%	423
Residual Equity Transfer In	600,000	600,000	600,000	-		100%	(600,000)
Total Revenues	2,415,816	2,415,816	2,439,227	23		101%	(632,969)
Expenditures							
Official/Admin Svcs	120,000	120,000	120,000	-		100%	(120,000)
Professional Services	-	-	-	-		0%	3,778
Professional Services-Stormwater	143,000	143,000	149,033	(6)		104%	10,965
Repairs & Maintenance	1,772,316	1,772,316	1,517,740	255		86%	(444,913)
Rep & Maint-Riprap Program	12,000	12,000	1,734	10		14%	7,266
Insurance Claims	-	-	1,000	(1)		-	(1,000)
Printing & Binding	500	500	-	1		0%	2,313
Dues & Fees	500	500	431	0		86%	-
Purchased/ Contracted Services	2,048,316	2,048,316	1,789,939	258		87%	(541,592)
Supplies	50,000	50,000	44,479	6		89%	(36,228)
Books & Periodicals	500	500	-	1		0%	1,107
Small Equipment	300	300	224	0		75%	(224)
Supplies and Materials	50,800	50,800	44,703	6		88%	(35,345)
Bad Debt Expense-Stormwater	14,700	14,700	11,845	3		81%	(11,845)
Contingency	14,700	14,700	11,845	3		81%	(11,845)
Depreciation	-	-	-	-			149,563
Total Expenditures	2,113,816	2,113,816	1,852,405	261		88%	(445,138)
Total Revenues over/(under) Expenditures	302,000	302,000	586,822	285		194%	(187,831)



Convention Visitors' Bureau of Dunwoody
Monthly Statement of Revenues and Expenses
December 31, 2013

CVB of Dunwoody	Variance				
	Total Annual Budget	YTD Budget	YTD Actual	(% of YTD Budget)	Prior YTD Actual
Fund Balance	-	-	-		
Revenues					
Interest Revenue	1,250	1,250	1,230	98%	1,721
Other Revenue	-	-	634		8,943
Tax Revenue	793,587	793,587	817,741	103%	739,888
Total Revenues	794,837	794,837	819,605	103%	750,552
Expenditures					
<i>Employees/Personnel</i>					
Salaries	188,792	188,792	199,842	106%	178,849
Benefits	28,319	28,319	15,278	54%	13,982
Payroll Taxes	18,879	18,879	16,232	86%	14,398
Unemployment	-	-	-		-
Medic	-	-	-		-
<i>Total Employees/Personnel Expenditures</i>	235,990	235,990	231,351	98%	207,229
<i>Administrative</i>					
Depreciation Expense	-	-	3,625		3,625
Legal & Professional Fees	18,835	18,835	12,927	69%	29,923
Rent	40,374	40,374	40,374	100%	26,357
Employee Development	5,000	5,000	6,214	124%	-
Equipment Lease	1,558	1,558	1,772	114%	-
IT Support	3,000	3,000	2,059	69%	-
Insurance	3,755	3,755	3,622	96%	1,958
Postage/Courier/Ovenight Mail	-	-	-		1,644
Telephone/Internet	6,732	6,732	6,574	98%	6,830
Licenses & Fees	3,450	3,450	407	12%	3,613
Miscellaneous	2,400	2,400	1,111	46%	2,599
Office Expense	2,400	2,400	3,104	129%	6,113
Vehicle Expenses	-	-	-		3,108
Meals & Meeting Expenses	3,600	3,600	2,337	65%	-
Travel	2,700	2,700	1,464	54%	-
Small Equipment	2,400	2,400	4,449	185%	4,841
Furniture & Fixtures	-	-	-		-
<i>Total Administrative Expenditures</i>	96,204	96,204	90,040	94%	90,613
<i>Marketing</i>					
Research	20,000	20,000	12,999	65%	-
Graphic Design	45,000	45,000	41,470	92%	39,669
Public Relations	13,800	13,800	86	1%	12,000
Website Management	8,808	8,808	8,606	98%	56,909
Website Marketing	32,400	32,400	41,709	129%	4,500
Advertising - Print	96,000	96,000	103,522	108%	165,986
Advertising - Digital	46,000	46,000	47,904	104%	2,550
Printing	11,800	11,800	12,427	105%	8,645
Postage/Courier/Ovenight Mail	2,400	2,400	1,703	71%	-
Travel	-	-	-		12,959
Dues & Subscriptions	27,460	27,460	23,476	85%	8,456
Memberships	10,705	10,705	9,790	91%	7,664
Customer Relationship Management Tool	12,000	12,000	13,500	113%	-
Photography	7,000	7,000	7,185	103%	6,850
Meals & Entertainment	-	-	-		3,388
Miscellaneous	1,800	1,800	774	43%	529
<i>Total Marketing Expenditures</i>	335,173	335,173	325,150	97%	330,104
<i>Promotional</i>					
Community Development	15,600	15,600	15,289	98%	13,136
Conventions and Trade Shows	22,790	22,790	21,428	94%	23,858
Event Hosting & Site Visits	13,800	13,800	11,563	84%	8,472
Sponsorships	12,000	12,000	30,450	254%	8,150
Meals and Business Development	3,900	3,900	3,281	84%	-
Meeting Bids and Incentives	8,000	8,000	329	4%	-
Promotions	26,180	26,180	39,760	152%	18,984
Travel	13,200	13,200	8,784	67%	-
Promotional Materials	12,000	12,000	17,009	142%	14,267
<i>Total Promotional Expenditures</i>	127,470	127,470	147,893	116%	86,867
Total Expenditures	794,837	794,837	794,434	100%	714,814
Total Revenues over/(under) Expenditures	-	-	25,171		35,738

VENDOR SET: 01 City of Dunwoody, GA
BANK: 01 Suntrust Concentration
DATE RANGE:12/01/2013 THRU 12/31/2013

VENDOR I.D.	NAME	STATUS	CHECK DATE	AMOUNT	DISCOUNT	CHECK NO	CHECK STATUS	CHECK AMOUNT
001145	ETS Corporation							
I-November 2013	ETS Corporation	D	12/13/2013			000000		
100 1516.523900.00	Merchant Services	ETS Corporation		1,483.68				1,483.68

* * T O T A L S * *	NO	INVOICE AMOUNT	DISCOUNTS	CHECK AMOUNT
REGULAR CHECKS:	0	0.00	0.00	0.00
HAND CHECKS:	0	0.00	0.00	0.00
DRAFTS:	1	1,483.68	0.00	1,483.68
EFT:	0	0.00	0.00	0.00
NON CHECKS:	0	0.00	0.00	0.00
VOID CHECKS:	0 VOID DEBITS	0.00		
	VOID CREDITS	0.00	0.00	0.00

TOTAL ERRORS: 0

** G/L ACCOUNT TOTALS **

G/L ACCOUNT	NAME	AMOUNT
100 1516.523900.00	Merchant Services	1,483.68
	*** FUND TOTAL ***	1,483.68

VENDOR SET: 01 BANK: 01	TOTALS:	NO	INVOICE AMOUNT	DISCOUNTS	CHECK AMOUNT
		1	1,483.68	0.00	1,483.68
BANK: 01	TOTALS:	1	1,483.68	0.00	1,483.68

VENDOR SET: 01 City of Dunwoody, GA
BANK: 02 Suntrust Payroll Account
DATE RANGE: 12/01/2013 THRU 12/31/2013

VENDOR I.D.	NAME	STATUS	CHECK DATE	AMOUNT	DISCOUNT	CHECK NO	CHECK STATUS	CHECK AMOUNT
000022	ADP							
I-428666415	ADP	D	12/06/2013			000000		
100 1512.521200.00	Professional Services	ADP		46.62				46.62
000022	ADP							
I-428948158	ADP	D	12/13/2013			000000		
100 1512.521200.00	Professional Services	ADP		458.25				458.25

* * T O T A L S * *	NO	INVOICE AMOUNT	DISCOUNTS	CHECK AMOUNT
REGULAR CHECKS:	0	0.00	0.00	0.00
HAND CHECKS:	0	0.00	0.00	0.00
DRAFTS:	2	504.87	0.00	504.87
EFT:	0	0.00	0.00	0.00
NON CHECKS:	0	0.00	0.00	0.00
VOID CHECKS:	0	VOID DEBITS 0.00		
		VOID CREDITS 0.00	0.00	0.00

TOTAL ERRORS: 0

** G/L ACCOUNT TOTALS **

G/L ACCOUNT	NAME	AMOUNT
100 1512.521200.00	Professional Services	504.87
	*** FUND TOTAL ***	504.87

VENDOR SET: 01 BANK: 02	TOTALS:	NO	INVOICE AMOUNT	DISCOUNTS	CHECK AMOUNT
		2	504.87	0.00	504.87
BANK: 02	TOTALS:	2	504.87	0.00	504.87

VENDOR SET: 01 City of Dunwoody, GA

BANK: 03 Suntrust Disbursement Acc

DATE RANGE:12/01/2013 THRU 12/31/2013

VENDOR I.D.	NAME	STATUS	CHECK DATE	AMOUNT	DISCOUNT	CHECK NO	CHECK STATUS	CHECK AMOUNT
000022	ADP							
I-429516058	ADP	D	12/27/2013			000000		
100 1512.521200.00	Professional Services	ADP		500.25				500.25
000025	Clark Patterson Lee							
I-28	Clark Patterson Lee	D	12/20/2013			000000		
100 7000.521100.01	Official/Admin Svcs	Clark Patterson Lee		125,166.74				125,166.74
000029	Lowe Engineers. LLC							
I-14536	Lowe Engineers. LLC	D	12/20/2013			000000		
100 4100.521100.01	Official/Admin Svcs	Lowe Engineers. LLC		21,250.00				
100 6200.521100.01	Official/Admin Svcs	Lowe Engineers. LLC		10,416.65				
560 4320.521100.01	Official/Admin Svcs	Lowe Engineers. LLC		10,000.00				41,666.65
000073	JAT Consulting Services, Inc							
I-24	JAT Consulting Services, Inc	D	12/20/2013			000000		
100 1511.521100.01	Official/Admin Svcs	JAT Consulting Servi		104,166.42				104,166.42
000137	Medcom Services, Inc							
I-11/23/2013	Medcom Services, Inc	D	12/13/2013			000000		
100 0000.121300.16	Flex Spending Ded Payable	Medcom Services, Inc		282.98				
I-12/07/2013	Medcom Services, Inc	D	12/13/2013			000000		
100 0000.121300.16	Flex Spending Ded Payable	Medcom Services, Inc		213.71				496.69
000271	Georgia Bureau of Investigatio							
I-334-245608	Georgia Bureau of Investigatio	D	12/20/2013			000000		
100 3200.521300.00	Technical Svcs	Georgia Bureau of In		204.75				204.75
001419	Mulcahy Accounting & Risk Cons							
I-2013-11	Mulcahy Accounting & Risk Cons	D	12/13/2013			000000		
100 1511.521200.00	Professional Services	Mulcahy Accounting &		1,291.66				
I-2013-12	Mulcahy Accounting & Risk Cons	D	12/13/2013			000000		
100 1511.521200.00	Professional Services	Mulcahy Accounting &		1,291.66				2,583.32
001480	Interdev, LLC							
I-1003156	Interdev, LLC	D	12/20/2013			000000		
100 1535.521100.01	Official/Admin Svcs	Interdev, LLC		24,517.94				24,517.94
001551	Jacobs							
I-EEXF9502-12	Jacobs	D	12/20/2013			000000		
100 1570.521100.01	Official/Admin Svcs	Jacobs		24,181.60				24,181.60
001685	J.P. Morgan Chase Commercial C							
I-Nov 2013	J.P. Morgan Chase Commercial C	D	12/13/2013			000000		
100 0000.121110.00	PCard A/P Control	J.P. Morgan Chase Co		61,952.01				61,952.01

VENDOR SET: 01 City of Dunwoody, GA

BANK: 03 Suntrust Disbursement Acc

DATE RANGE:12/01/2013 THRU 12/31/2013

VENDOR I.D.	NAME	STATUS	CHECK DATE	AMOUNT	DISCOUNT	CHECK NO	CHECK STATUS	CHECK AMOUNT
000008	CIT Technology Fin Serv Inc							
I-24263186	CIT Technology Fin Serv Inc	R	12/13/2013			017256		
100 1565.522300.00	Rentals		CIT Technology Fin S	733.00				733.00
000016	Stone, McElroy & Associates							
I-1583PA	Stone, McElroy & Associates	R	12/13/2013			017257		
100 3200.521200.00	Prof Svcs		Stone, McElroy & Ass	350.00				350.00
000061	Blue Cross Blue Shield							
I-426230G	Blue Cross Blue Shield	R	12/13/2013			017258		
100 0000.113800.00	Prepaid Items		Blue Cross Blue Shie	3,133.96				
100 0000.113800.00	Prepaid Items		Blue Cross Blue Shie	1,658.37				
100 0000.113800.00	Prepaid Items		Blue Cross Blue Shie	1,015.98				
100 0000.113800.00	Prepaid Items		Blue Cross Blue Shie	1,475.59				
100 0000.113800.00	Prepaid Items		Blue Cross Blue Shie	1,970.94				
100 0000.113800.00	Prepaid Items		Blue Cross Blue Shie	54,114.33				
100 0000.113800.00	Prepaid Items		Blue Cross Blue Shie	1,475.59				64,844.76
000094	WEX BANK							
I-34949349	WEX BANK	R	12/13/2013			017259		
100 3200.531270.00	Gasoline		WEX BANK	14,602.70				14,602.70
000118	Peace Officers'							
I-Dec 2013	Peace Officers'	R	12/13/2013			017260		
100 0000.121300.15	POAB Deduction Payable		Peace Officers'	640.00				640.00
000129	Verizon Wireless							
I-9714914434	Verizon Wireless	R	12/13/2013			017261		
100 1110.523200.00	Communications		Verizon Wireless	60.57				
100 1110.523200.00	Communications		Verizon Wireless	38.01				
100 1320.523200.00	Communications		Verizon Wireless	218.73				
100 1330.523200.00	Communications		Verizon Wireless	90.59				
100 1511.523200.00	Communications		Verizon Wireless	108.58				
100 2650.523200.00	Communications		Verizon Wireless	60.57				
100 3200.523200.00	Communications		Verizon Wireless	2,753.86				
100 4100.523200.00	Communications		Verizon Wireless	98.58				
100 6200.523200.00	Communications		Verizon Wireless	38.05				3,467.54
000138	Riley McLendon, LLC							
I-61961	Riley McLendon, LLC	R	12/13/2013			017262		
100 1530.521200.01	Prof Svcs-Legal		Riley McLendon, LLC	12,500.00				
I-61962	Riley McLendon, LLC	R	12/13/2013			017262		
100 1530.521200.02	Prof Svcs-Litigation		Riley McLendon, LLC	195.00				
I-61963	Riley McLendon, LLC	R	12/13/2013			017262		
100 2650.521200.03	Prof Svcs-Court Solicitor		Riley McLendon, LLC	6,840.00				
I-61964	Riley McLendon, LLC	R	12/13/2013			017262		
350 4200.541400.00	Infrastructure		Riley McLendon, LLC	720.00				
I-61965	Riley McLendon, LLC	R	12/13/2013			017262		

VENDOR SET: 01 City of Dunwoody, GA
 BANK: 03 Suntrust Disbursement Acc
 DATE RANGE: 12/01/2013 THRU 12/31/2013

VENDOR I.D.	NAME	STATUS	CHECK DATE	AMOUNT	DISCOUNT	CHECK NO	CHECK STATUS	CHECK AMOUNT
000138	Riley McLendon, LLC	CONT						
I-61965	Riley McLendon, LLC	R	12/13/2013			017262		
350 4200.541400.00	Infrastructure	Riley McLendon, LLC		106.00				
I-61966	Riley McLendon, LLC	R	12/13/2013			017262		
560 4320.521200.09	Prof Svcs-Stormwater	Riley McLendon, LLC		56.38				20,417.38
000149	AT&T							
I-1882 - Dec 2013	AT&T	R	12/13/2013			017263		
100 1535.523200.00	Communications	AT&T		89.61				89.61
000149	AT&T							
I-1882-Nov 2013	AT&T	R	12/13/2013			017264		
100 1535.523200.00	Communications	AT&T		94.90				94.90
000150	Fidelity Security Life Insuran							
I-6648828	Fidelity Security Life Insuran	R	12/13/2013			017265		
100 0000.121300.12	EE-Vision Payable	Fidelity Security Li		430.28				430.28
000151	Wolfe, Timothy W.							
I-Nov 2013	Wolfe, Timothy W.	R	12/13/2013			017266		
100 2650.521200.00	Prof Svcs	Wolfe, Timothy W.		1,050.00				1,050.00
000156	Powell, Hugh R							
I-1915	Powell, Hugh R	R	12/13/2013			017267		
100 2650.521200.00	Prof Svcs	Powell, Hugh R		1,050.00				1,050.00
000160	Georgia Technology Authority							
I-924-660881113	Georgia Technology Authority	R	12/13/2013			017268		
100 3200.521300.00	Technical Svcs	Georgia Technology A		32.02				32.02
000163	Metro Materials Inc.							
I-33174	Metro Materials Inc.	R	12/13/2013			017269		
100 4200.531100.00	Supplies	Metro Materials Inc.		5,134.71				
I-33265	Metro Materials Inc.	R	12/13/2013			017269		
100 4200.531100.00	Supplies	Metro Materials Inc.		1,259.84				6,394.55
000165	Vulcan Materials Company							
I-10668400	Vulcan Materials Company	R	12/13/2013			017270		
100 4200.531100.00	Supplies	Vulcan Materials Com		768.55				
I-10674255	Vulcan Materials Company	R	12/13/2013			017270		
560 4320.531100.00	Supplies	Vulcan Materials Com		1,203.75				
I-841-223711	Vulcan Materials Company	R	12/13/2013			017270		
560 4320.531100.00	Supplies	Vulcan Materials Com		419.50				
I-841-223712	Vulcan Materials Company	R	12/13/2013			017270		
560 4320.531100.00	Supplies	Vulcan Materials Com		331.50				
I-841-223835	Vulcan Materials Company	R	12/13/2013			017270		
560 4320.531100.00	Supplies	Vulcan Materials Com		583.13				3,306.43

VENDOR SET: 01 City of Dunwoody, GA
 BANK: 03 Suntrust Disbursement Acc
 DATE RANGE:12/01/2013 THRU 12/31/2013

VENDOR I.D.	NAME	STATUS	CHECK DATE	AMOUNT	DISCOUNT	CHECK NO	CHECK STATUS	CHECK AMOUNT
000183	Sprint							
I-570839599-056	Sprint	R	12/13/2013			017271		
100 3200.523200.00	Communications	Sprint		2,183.04				2,183.04
000206	Georgia Power							
I-Nov 2013	Georgia Power	R	12/13/2013			017272		
100 4100.531230.00	Electricity	Georgia Power		36,380.85				
100 6200.531230.00	Utilities	Georgia Power		5,586.56				41,967.41
000210	Rotary Club of Dunwoody, GA In							
I-2438	Rotary Club of Dunwoody, GA In	R	12/13/2013			017273		
100 1320.523600.00	Dues & Fees	Rotary Club of Dunwo		437.50				437.50
000211	GIRMA							
I-198731	GIRMA	R	12/13/2013			017274		
100 3200.523100.01	Claims	GIRMA		200.13				200.13
000211	GIRMA							
I-198754	GIRMA	R	12/13/2013			017275		
560 4320.523100.01	Insurance Claims	GIRMA		1,000.00				1,000.00
000211	GIRMA							
I-198781	GIRMA	R	12/13/2013			017276		
100 1540.521200.00	Professional Services	GIRMA		5,814.50				5,814.50
000211	GIRMA							
I-198794	GIRMA	R	12/13/2013			017277		
100 3200.523100.01	Claims	GIRMA		209.96				209.96
000216	Strategic Datacom Inc							
I-8485	Strategic Datacom Inc	R	12/13/2013			017278		
100 3200.522200.00	Repairs & Maintenance	Strategic Datacom In		112.50				112.50
000245	FedEx							
I-2-462-77632	FedEx	R	12/13/2013			017279		
100 3200.523200.00	Communications	FedEx		7.25				
I-2-469-49000	FedEx	R	12/13/2013			017279		
100 3200.523200.00	Communications	FedEx		22.61				
I-2-470-29423	FedEx	R	12/13/2013			017279		
100 3200.523200.00	Communications	FedEx		20.17				50.03
000262	Dunwoody Chamber of Commerce I							
I-4852	Dunwoody Chamber of Commerce I	R	12/13/2013			017280		
100 7500.523600.00	Dues & Fees	Dunwoody Chamber of		1,500.00				1,500.00

VENDOR SET: 01 City of Dunwoody, GA
 BANK: 03 Suntrust Disbursement Acc
 DATE RANGE:12/01/2013 THRU 12/31/2013

VENDOR I.D.	NAME	STATUS	CHECK DATE	AMOUNT	DISCOUNT	CHECK NO	CHECK STATUS	CHECK AMOUNT
000284	Aflac							
I-849252	Aflac	R	12/13/2013			017281		
100 0000.121300.18	AFLAC Deductions Payable	Aflac		1,188.62				1,188.62
000300	Smyrna Police Distributors, In							
I-12617	Smyrna Police Distributors, In	R	12/13/2013			017282		
100 3200.531100.04	Supplies - Operating	Smyrna Police Distri		19.96				
100 3200.531100.04	Supplies - Operating	Smyrna Police Distri		43.96				63.92
000307	DeKalb County District Attorne							
I-13CV10921-6	DeKalb County District Attorne	R	12/13/2013			017283		
212 0000.351320.00	Cash Confiscation	DeKalb County Distri		170.00				
212 0000.351320.00	Cash Confiscation	DeKalb County Distri		199.30				369.30
001023	Victoria Clearfield							
I-Nov 2013	Victoria Clearfield	R	12/13/2013			017284		
100 2650.521300.00	Technical Svcs	Victoria Clearfield		990.00				990.00
001136	Sky Design							
I-38858	Sky Design	R	12/13/2013			017285		
350 4200.521200.00	Professional Services	Sky Design		3,640.87				3,640.87
001328	LexisNexis Risk Data Managemen							
I-1502895-20131130	LexisNexis Risk Data Managemen	R	12/13/2013			017286		
100 1511.521300.00	Technical Services	LexisNexis Risk Data		50.00				50.00
001345	JEL Consulting Group, LLC							
I-177	JEL Consulting Group, LLC	R	12/13/2013			017287		
100 7500.521200.00	Professional Services	JEL Consulting Group		2,500.00				2,500.00
001349	Prendo Forensics LLC							
I-1802	Prendo Forensics LLC	R	12/13/2013			017288		
250 3002.531600.13	SS-OFTF-Small Equipment	Prendo Forensics LLC		3,786.00				3,786.00
001414	Geo-Hydro Engineers, Inc.							
I-46348-B	Geo-Hydro Engineers, Inc.	R	12/13/2013			017289		
350 6200.541200.00	Site improvements	Geo-Hydro Engineers,		118.35				118.35
001444	Kenneth Wickham							
I-12-4-13	Kenneth Wickham	R	12/13/2013			017290		
100 2650.521200.00	Prof Svcs	Kenneth Wickham		350.00				350.00
001505	Cityworks Azteca Systems, Inc							
I-8894	Cityworks Azteca Systems, Inc	R	12/13/2013			017291		
100 4100.521300.00	Technical Services	Cityworks Azteca Sys		11,390.00				11,390.00

VENDOR SET: 01 City of Dunwoody, GA
 BANK: 03 Suntrust Disbursement Acc
 DATE RANGE: 12/01/2013 THRU 12/31/2013

VENDOR I.D.	NAME	STATUS	CHECK DATE	AMOUNT	DISCOUNT	CHECK NO	CHECK STATUS	CHECK AMOUNT
001510	Premier Tree and Shrub Care, L							
I-7450	Premier Tree and Shrub Care, L	R	12/13/2013			017292		
100 6200.522200.06	R&M-Parks			20,500.00				
100 4200.522200.05	R&M - Right of Way Maint			7,343.33				
100 4200.522200.01	R&M-Storm Damage Removal			472.00				28,315.33
001549	Gas South, LLC							
I-Dec 2013	Gas South, LLC	R	12/13/2013			017293		
100 6200.531230.00	Utilities			1,531.39				1,531.39
001565	Georgia Development Partners,							
I-9	Georgia Development Partners,	R	12/13/2013			017294		
350 6200.541200.00	Site improvements			118,767.64				118,767.64
001591	Greater Perimeter Business Exp							
I-4853	Greater Perimeter Business Exp	R	12/13/2013			017295		
100 7000.523300.00	Advertising			1,750.00				1,750.00
001627	Commercial Roof Solutions							
I-101316-1	Commercial Roof Solutions	R	12/13/2013			017296		
350 6200.541400.00	Infrastructure			234,000.00				234,000.00
001656	De Lage Landen							
I-20252515	De Lage Landen	R	12/13/2013			017297		
100 3200.522300.00	Rentals			304.00				304.00
001681	Amec Environment & Infrastruct							
I-H07101368	Amec Environment & Infrastruct	R	12/13/2013			017298		
350 4200.541400.00	Infrastructure			2,521.91				2,521.91
001690	Oldcastle Precast Inc.							
I-410122703	Oldcastle Precast Inc.	R	12/13/2013			017299		
560 4320.531100.00	Supplies			367.45				
I-410122704	Oldcastle Precast Inc.	R	12/13/2013			017299		
560 4320.531100.00	Supplies			546.45				
I-410122887	Oldcastle Precast Inc.	R	12/13/2013			017299		
560 4320.531100.00	Supplies			546.45				1,460.35
001704	Technology Association of Geor							
I-PER14-1	Technology Association of Geor	R	12/13/2013			017300		
100 7500.523300.00	Advertising			2,500.00				2,500.00
001719	Perimeter Community Improvemen							
I-3	Perimeter Community Improvemen	R	12/13/2013			017301		
250 4002.522200.12	Repairs & Maintenance - PTO			162,374.78				162,374.78

VENDOR SET: 01 City of Dunwoody, GA
 BANK: 03 Suntrust Disbursement Acc
 DATE RANGE:12/01/2013 THRU 12/31/2013

VENDOR I.D.	NAME	STATUS	CHECK DATE	AMOUNT	DISCOUNT	CHECK NO	CHECK STATUS	CHECK AMOUNT
001732	AT&T Mobility Attn: Anne Schm							
I-070155-0913	AT&T Mobility Attn: Anne Schm	R	12/13/2013			017302		
215 3800.523200.00	Communications		AT&T Mobility Attn:	5,742.60				5,742.60
001759	Sliman & Company, Inc.							
I-C30080	Sliman & Company, Inc.	R	12/13/2013			017304		
100 6200.522200.06	R&M-Parks		Sliman & Company, In	1,130.00				1,130.00
001765	SilTanium Corporation							
I-13833	SilTanium Corporation	R	12/13/2013			017305		
100 6200.522200.06	R&M-Parks		SilTanium Corporatio	5,313.03				5,313.03
001766	Office Furniture Expo							
I-0174637	Office Furniture Expo	R	12/13/2013			017306		
100 1565.531100.00	Supplies		Office Furniture Exp	99.00				99.00
1	Alliance Plumbing							
I-Alliance Plumbing	Alliance Plumbing:	R	12/13/2013			017307		
100 0000.323100.00	Bldg Structures & Equipment		Alliance Plumbing:	124.63				124.63
1	DeKalb County							
I-DUN-MUNI-13	DeKalb County:	R	12/13/2013			017308		
100 1330.521200.00	Prof Svcs		DeKalb County:	31,622.00				31,622.00
1	Damion White							
I-Damion White	Damion White:	R	12/13/2013			017309		
212 0000.127101.00	Seized Funds Payable		Damion White:	11,700.00				11,700.00
1	Georgia Assoc. Business Tax							
I-GABTO	Georgia Assoc. Business Tax:	R	12/13/2013			017310		
100 1516.523600.00	Dues & Fees		Georgia Assoc. Busin	35.00				35.00
1	Jennifer Downer							
I-J. Downer	Jennifer Downer:	R	12/13/2013			017311		
100 1530.523200.00	Communications		Jennifer Downer:	34.36				34.36
1	Jessey King							
I-Jessey King	Jessey King:	R	12/13/2013			017312		
212 0000.127101.00	Seized Funds Payable		Jessey King:	1,339.00				1,339.00
1	Learning for Life Atlanta Are							
I-Learning for Life	Learning for Life Atlanta Are:	R	12/13/2013			017313		
100 3200.531100.01	Supplies-Explorer Program		Learning for Life At	376.00				376.00

VENDOR SET: 01 City of Dunwoody, GA
 BANK: 03 Suntrust Disbursement Acc
 DATE RANGE:12/01/2013 THRU 12/31/2013

VENDOR I.D.	NAME	STATUS	CHECK DATE	AMOUNT	DISCOUNT	CHECK NO	CHECK STATUS	CHECK AMOUNT
1	Melanie Antos							
I-M. Antos	Melanie Antos:	R	12/13/2013			017314		
100 0000.127103.00	Special Event Sign Dep Payable	Melanie Antos:		100.00				100.00
1	Megan Frederick-Usoh							
I-Megan Frederick-Us	Megan Frederick-Usoh:	R	12/13/2013			017315		
100 0000.347900.00	Pavilion Rentals	Megan Frederick-Usoh		200.00				200.00
1	Rebecca Keefer							
I-R. Keefer	Rebecca Keefer:	R	12/13/2013			017316		
100 7000.531300.00	Food	Rebecca Keefer:		30.62				
100 7000.523500.00	Travel	Rebecca Keefer:		9.00				39.62
1	Raphael Rosemond							
I-Raphael Rosemond	Raphael Rosemond:	R	12/13/2013			017317		
212 0000.127101.00	Seized Funds Payable	Raphael Rosemond:		16,789.00				16,789.00
1	Sard & Leff							
I-Sard & Leff 2013	Sard & Leff:	R	12/13/2013			017318		
100 0000.321100.00	Alcoholic Beverage Licenses	Sard & Leff:		50.00				50.00
1	Total Wine and More							
I-Total Wine & More	Total Wine and More:	R	12/13/2013			017319		
100 0000.316100.00	Business & Occupation Tax	Total Wine and More:		723.82				723.82
000033	Dell Marketing LP							
I-XJ6P991P4	Dell Marketing LP	R	12/20/2013			017320		
100 7000.531600.00	Small Equipment	Dell Marketing LP		2,738.60				
I-XJ6PP7537	Dell Marketing LP	R	12/20/2013			017320		
100 7000.531600.00	Small Equipment	Dell Marketing LP		773.07				
I-XJ7F642R5	Dell Marketing LP	R	12/20/2013			017320		
100 3200.531600.00	Small Equipment	Dell Marketing LP		4,105.68				
I-XJ7F64382	Dell Marketing LP	R	12/20/2013			017320		
100 3200.531600.00	Small Equipment	Dell Marketing LP		6,776.19				
100 2650.531600.00	Small Equipment	Dell Marketing LP		1,505.82				
I-XJ7W7571	Dell Marketing LP	R	12/20/2013			017320		
100 1511.531600.00	Small Equipment	Dell Marketing LP		883.20				
I-XJ8K6W6M9	Dell Marketing LP	R	12/20/2013			017320		
350 1535.542000.00	Machinery & Equipment	Dell Marketing LP		5,810.62				22,593.18
000151	Wolfe, Timothy W.							
I-December 2013	Wolfe, Timothy W.	R	12/20/2013			017321		
100 2650.521200.00	Prof Svcs	Wolfe, Timothy W.		700.00				700.00

VENDOR SET: 01 City of Dunwoody, GA
 BANK: 03 Suntrust Disbursement Acc
 DATE RANGE: 12/01/2013 THRU 12/31/2013

VENDOR I.D.	NAME	STATUS	CHECK DATE	AMOUNT	DISCOUNT	CHECK NO	CHECK STATUS	CHECK AMOUNT
000159	Purchase Power							
I-December 2013	Purchase Power	R	12/20/2013			017322		
100 1110.523200.00	Communications	Purchase Power		3.64				
100 1320.523200.00	Communications	Purchase Power		4.14				
100 1330.523200.00	Communications	Purchase Power		59.69				
100 1512.523200.00	Communications	Purchase Power		264.20				
100 1516.523200.00	Communications	Purchase Power		328.82				
100 1517.523200.00	Communications	Purchase Power		267.78				
100 1540.523200.00	Communications	Purchase Power		0.92				
100 1570.523200.00	Communications	Purchase Power		2.72				
100 2650.523200.00	Communications	Purchase Power		695.04				
100 3200.523200.00	Communications	Purchase Power		245.42				
100 4100.523200.00	Communications	Purchase Power		16.84				
100 7000.523200.00	Communications	Purchase Power		110.79				2,000.00
000165	Vulcan Materials Company							
I-10452963	Vulcan Materials Company	R	12/20/2013			017323		
560 4320.531100.00	Supplies	Vulcan Materials Com		311.98				311.98
000196	Roadworx							
I-58507	Roadworx	R	12/20/2013			017324		
100 4200.522200.03	R&M - Traffic Signals	Roadworx		13,141.51				
350 4200.541400.00	Infrastructure	Roadworx		371.20				
I-58544	Roadworx	R	12/20/2013			017324		
100 4200.522200.03	R&M - Traffic Signals	Roadworx		13,974.41				
I-58600	Roadworx	R	12/20/2013			017324		
100 4200.522200.03	R&M - Traffic Signals	Roadworx		12,394.54				
I-58649	Roadworx	R	12/20/2013			017324		
100 4200.522200.02	R&M - Street Maintenance	Roadworx		1,750.00				
I-58650	Roadworx	R	12/20/2013			017324		
560 4320.522200.00	Repairs & Maintenance	Roadworx		27,491.48				
100 4200.522200.02	R&M - Street Maintenance	Roadworx		48,786.60				117,909.74
000245	FedEx							
I-2-477-00802	FedEx	R	12/20/2013			017325		
100 3200.523200.00	Communications	FedEx		21.01				21.01
000331	Tyler Technologies, Inc							
I-025-83122	Tyler Technologies, Inc	R	12/20/2013			017326		
100 2650.522200.00	Repairs & Maintenance	Tyler Technologies,		200.00				200.00
001009	Kimley-Horn and Associates, In							
I-019124002-1113	Kimley-Horn and Associates, In	R	12/20/2013			017327		
350 6200.541200.00	Site improvements	Kimley-Horn and Asso		4,183.60				
I-5339986	Kimley-Horn and Associates, In	R	12/20/2013			017327		
350 4200.541400.00	Infrastructure	Kimley-Horn and Asso		11,400.00				15,583.60

VENDOR SET: 01 City of Dunwoody, GA

BANK: 03 Suntrust Disbursement Acc

DATE RANGE:12/01/2013 THRU 12/31/2013

VENDOR I.D.	NAME	STATUS	CHECK DATE	AMOUNT	DISCOUNT	CHECK NO	CHECK STATUS	CHECK AMOUNT
001045	Specialty Engraving, Inc							
I-229958	Specialty Engraving, Inc	R	12/20/2013			017328		
100 3200.531100.04	Supplies - Operating		Specialty Engraving,	60.00				
I-230024	Specialty Engraving, Inc	R	12/20/2013			017328		
100 3200.531100.04	Supplies - Operating		Specialty Engraving,	32.00				92.00
001097	US Department of Homeland Secu							
I-SAVE-326443	US Department of Homeland Secu	R	12/20/2013			017329		
100 1516.521300.00	Technical Services		US Department of Hom	25.00				25.00
001107	TerraMark							
I-T2011-024-7317	TerraMark	R	12/20/2013			017330		
350 6200.541200.00	Site improvements		TerraMark	675.00				
I-T2013-072-7316	TerraMark	R	12/20/2013			017330		
350 6200.541100.00	Sites		TerraMark	1,047.50				1,722.50
001187	APG PCE, LLC							
I-PC41-100-Jan 2014	APG PCE, LLC	R	12/20/2013			017331		
100 0000.123310.00	Abated Rent		APG PCE, LLC	41,804.03				41,804.03
001289	Parker & Son Screen & Glass, I							
I-I018879	Parker & Son Screen & Glass, I	R	12/20/2013			017332		
100 6200.522200.06	R&M-Parks		Parker & Son Screen	295.00				295.00
001385	Wolverton and Associates, Inc.							
I-37175	DV STORMWATER MGMT PLAN	R	12/20/2013			017333		
350 4200.541400.00	Infrastructure		DV STORMWATER MGMT P	6,425.85				6,425.85
001421	Chattahoochee River 911 Author							
I-January 2014	Chattahoochee River 911 Author	R	12/20/2013			017334		
215 3800.571000.00	Intergovernmental-E911		Chattahoochee River	89,583.33				89,583.33
001434	Michael M. Hawkins							
I-672	Michael M. Hawkins	R	12/20/2013			017335		
100 2650.521200.00	Prof Svcs		Michael M. Hawkins	1,400.00				1,400.00
001504	American Engineers, Inc							
I-93109	WINTERS CHAPEL/PEELER ADA	R	12/20/2013			017336		
350 4200.541400.00	Infrastructure		WINTERS CHAPEL/PEELE	3,500.00				3,500.00
001508	Atlanta Business Chronicle							
I-584383	Atlanta Business Chronicle	R	12/20/2013			017337		
100 1570.523300.00	Advertising		Atlanta Business Chr	5,750.00				5,750.00

VENDOR SET: 01 City of Dunwoody, GA
 BANK: 03 Suntrust Disbursement Acc
 DATE RANGE:12/01/2013 THRU 12/31/2013

VENDOR I.D.	NAME	STATUS	CHECK DATE	AMOUNT	DISCOUNT	CHECK NO	CHECK STATUS	CHECK AMOUNT
001517	Southern Premier Contractors,							
I-DUN-192	Southern Premier Contractors,	R	12/20/2013			017338		
560 4320.522200.00	Repairs & Maintenance		Southern Premier Con	960.00				
I-DUN-193	1688 KINGS DOWN CIRCLE	R	12/20/2013			017338		
560 4320.522200.00	Repairs & Maintenance		1688 KINGS DOWN CIRC	1,155.00				2,115.00
001529	EOS Marketing & Communications							
I-0054703-IN	EOS Marketing & Communications	R	12/20/2013			017339		
100 1570.521200.00	Professional Services		EOS Marketing & Comm	464.75				
I-0054704-in	EOS Marketing & Communications	R	12/20/2013			017339		
100 1570.521200.00	Professional Services		EOS Marketing & Comm	2,280.80				
I-51499	EOS Marketing & Communications	R	12/20/2013			017339		
100 1570.521200.00	Professional Services		EOS Marketing & Comm	2,257.70				
I-52107	EOS Marketing & Communications	R	12/20/2013			017339		
100 1570.521200.00	Professional Services		EOS Marketing & Comm	250.00				5,253.25
001540	T.J. Schell, LLC, Landscape Ar							
I-2013-109	PROPOSAL FOR N ATL CHURCH	R	12/20/2013			017340		
350 4200.541400.00	Infrastructure		PROPOSAL FOR N ATL C	600.00				600.00
001542	Southeastern Engineering Inc (
I-13261	2941 RIDGELock CT	R	12/20/2013			017341		
560 4320.522200.00	Repairs & Maintenance		2941 RIDGELock CT	706.86				
I-13489	Southeastern Engineering Inc (R	12/20/2013			017341		
350 4200.541400.00	Infrastructure		Southeastern Enginee	2,400.00				
I-13500	OP./MAINT. INSP. REPORTS	R	12/20/2013			017341		
560 4320.522200.00	Repairs & Maintenance		OP./MAINT. INSP. REP	9,400.00				12,506.86
001641	Dewberry Consultants LLC							
I-1052685	Floodplain Mapping	R	12/20/2013			017342		
560 4320.521200.09	Prof Svcs-Stormwater		Floodplain Mapping	4,861.63				4,861.63
001673	Aerial Innovations of Ga., Inc							
I-42765	Aerial Innovations of Ga., Inc	R	12/20/2013			017343		
100 7000.521300.00	Technical Svcs		Aerial Innovations o	94.50				
I-42843	Aerial Innovations of Ga., Inc	R	12/20/2013			017343		
100 7000.521300.00	Technical Svcs		Aerial Innovations o	94.50				
I-42925	Aerial Innovations of Ga., Inc	R	12/20/2013			017343		
100 7000.521300.00	Technical Svcs		Aerial Innovations o	94.50				283.50
001690	Oldcastle Precast Inc.							
I-410122982	Oldcastle Precast Inc.	R	12/20/2013			017344		
560 4320.531100.00	Supplies		Oldcastle Precast In	546.45				546.45

VENDOR SET: 01 City of Dunwoody, GA
 BANK: 03 Suntrust Disbursement Acc
 DATE RANGE:12/01/2013 THRU 12/31/2013

VENDOR I.D.	NAME	STATUS	CHECK DATE	AMOUNT	DISCOUNT	CHECK NO	CHECK STATUS	CHECK AMOUNT
001695	Foresite Group, Inc							
I-17082	BROOK RUN DOG PARK	R	12/20/2013			017345		
350 6200.541200.00	Site improvements	BROOK RUN DOG PARK		3,323.08				3,323.08
001706	F.M. Shelton, Inc.							
I-15271	F.M. Shelton, Inc.	R	12/20/2013			017346		
560 4320.522200.00	Repairs & Maintenance	F.M. Shelton, Inc.		1,654.02				1,654.02
001712	Mulkey, Inc.							
I-0000007	DESIGN MT VERNON/VERMACK	R	12/20/2013			017347		
350 4200.541400.00	Infrastructure	DESIGN MT VERNON/VER		16,380.15				16,380.15
001719	Perimeter Community Improvemen							
I-PCID 4	Perimeter Community Improvemen	R	12/20/2013			017348		
250 4002.522200.12	Repairs & Maintenance - PTO	Perimeter Community		196,322.84				196,322.84
001739	Kelly Michael Hundley, LLC							
I-34	Kelly Michael Hundley, LLC	R	12/20/2013			017349		
100 1530.521200.01	Prof Svcs-Legal	Kelly Michael Hundle		150.00				150.00
001746	Christopher Oquwndo Photograph							
I-1124-0642	Christopher Oquwndo Photograph	R	12/20/2013			017350		
100 1570.523400.00	Printing and Binding	Christopher Oquwndo		425.00				425.00
001750	Riley McLendon, LLC II							
I-18-359-01-029	Riley McLendon, LLC II	R	12/20/2013			017351		
350 4200.541400.00	Infrastructure	Riley McLendon, LLC		3,400.00				3,400.00
001760	IMS Infrastructure Management							
I-14213-1	PVMT CONDITION ASSESSMENT	R	12/20/2013			017352		
100 4100.521200.00	Prof Svcs	PVMT CONDITION ASSES		8,374.40				8,374.40
001769	Trace Security							
I-7566	Trace Security	R	12/20/2013			017353		
100 1535.521300.00	Technical Services	Trace Security		15,000.00				15,000.00
1	Scott Fortas							
I-12006087	Scott Fortas:	R	12/20/2013			017354		
212 0000.127101.00	Seized Funds Payable	Scott Fortas:		22,235.00				22,235.00
1	Assurant Specialty Property							
I-Assurant S.	Assurant Specialty Property:	R	12/20/2013			017355		
100 0000.347900.00	Pavilion Rentals	Assurant Specialty P		25.00				25.00

VENDOR SET: 01 City of Dunwoody, GA
 BANK: 03 Suntrust Disbursement Acc
 DATE RANGE:12/01/2013 THRU 12/31/2013

VENDOR I.D.	NAME	STATUS	CHECK DATE	AMOUNT	DISCOUNT	CHECK NO	CHECK STATUS	CHECK AMOUNT
1	Emily Alexander							
I-Emily Alexander	Emily Alexander:	R	12/20/2013			017356		
100 0000.347900.00	Pavilion Rentals	Emily Alexander:		200.00				200.00
1	Sara Tabor							
I-Sara Tabor	Sara Tabor:	R	12/20/2013			017357		
100 0000.347900.00	Pavilion Rentals	Sara Tabor:		200.00				200.00
1	Trina Gallien							
I-Trina Gallien-Tuit	Trina Gallien:	R	12/20/2013			017358		
100 1540.523700.00	Education & Training	Trina Gallien:		975.00				975.00

* * T O T A L S * *	NO	INVOICE AMOUNT	DISCOUNTS	CHECK AMOUNT
REGULAR CHECKS:	102	1,429,117.16	0.00	1,429,117.16
HAND CHECKS:	0	0.00	0.00	0.00
DRAFTS:	10	385,436.37	0.00	385,436.37
EFT:	0	0.00	0.00	0.00
NON CHECKS:	0	0.00	0.00	0.00
VOID CHECKS:	0	VOID DEBITS 0.00		
		VOID CREDITS 0.00	0.00	0.00

TOTAL ERRORS: 0

** G/L ACCOUNT TOTALS **

G/L ACCOUNT	NAME	AMOUNT
100 0000.113800.00	Prepaid Items	64,844.76
100 0000.121110.00	PCard A/P Control	61,952.01
100 0000.121300.12	EE-Vision Payable	430.28
100 0000.121300.15	POAB Deduction Payable	640.00
100 0000.121300.16	Flex Spending Ded Payable	496.69
100 0000.121300.18	AFLAC Deductions Payable	1,188.62
100 0000.123310.00	Abated Rent	41,804.03
100 0000.127103.00	Special Event Sign Dep Payable	100.00
100 0000.316100.00	Business & Occupation Tax	723.82
100 0000.321100.00	Alcoholic Beverage Licenses	50.00
100 0000.323100.00	Bldg Structures & Equipment	124.63
100 0000.347900.00	Pavilion Rentals	625.00
100 1110.523200.00	Communications	102.22
100 1320.523200.00	Communications	222.87
100 1320.523600.00	Dues & Fees	437.50
100 1330.521200.00	Prof Svcs	31,622.00
100 1330.523200.00	Communications	150.28

VENDOR SET: 01 City of Dunwoody, GA
 BANK: 03 Suntrust Disbursement Acc
 DATE RANGE:12/01/2013 THRU 12/31/2013

** G/L ACCOUNT TOTALS **

G/L ACCOUNT	NAME	AMOUNT
100 1511.521100.01	Official/Admin Svcs	104,166.42
100 1511.521200.00	Professional Services	2,583.32
100 1511.521300.00	Technical Services	50.00
100 1511.523200.00	Communications	108.58
100 1511.531600.00	Small Equipment	883.20
100 1512.521200.00	Professional Services	500.25
100 1512.523200.00	Communications	264.20
100 1516.521300.00	Technical Services	25.00
100 1516.523200.00	Communications	328.82
100 1516.523600.00	Dues & Fees	35.00
100 1517.523200.00	Communications	267.78
100 1530.521200.01	Prof Svcs-Legal	12,650.00
100 1530.521200.02	Prof Svcs-Litigation	195.00
100 1530.523200.00	Communications	34.36
100 1535.521100.01	Official/Admin Svcs	24,517.94
100 1535.521300.00	Technical Services	15,000.00
100 1535.523200.00	Communications	184.51
100 1540.521200.00	Professional Services	5,814.50
100 1540.523200.00	Communications	0.92
100 1540.523700.00	Education & Training	975.00
100 1565.522300.00	Rentals	733.00
100 1565.531100.00	Supplies	99.00
100 1570.521100.01	Official/Admin Svcs	24,181.60
100 1570.521200.00	Professional Services	5,253.25
100 1570.523200.00	Communications	2.72
100 1570.523300.00	Advertising	5,750.00
100 1570.523400.00	Printing and Binding	425.00
100 2650.521200.00	Prof Svcs	4,550.00
100 2650.521200.03	Prof Svcs-Court Solicitor	6,840.00
100 2650.521300.00	Technical Svcs	990.00
100 2650.522200.00	Repairs & Maintenance	200.00
100 2650.523200.00	Communications	755.61
100 2650.531600.00	Small Equipment	1,505.82
100 3200.521200.00	Prof Svcs	350.00
100 3200.521300.00	Technical Svcs	236.77
100 3200.522200.00	Repairs & Maintenance	112.50
100 3200.522300.00	Rentals	304.00
100 3200.523100.01	Claims	410.09
100 3200.523200.00	Communications	5,253.36
100 3200.531100.01	Supplies-Explorer Program	376.00
100 3200.531100.04	Supplies - Operating	155.92
100 3200.531270.00	Gasoline	14,602.70
100 3200.531600.00	Small Equipment	10,881.87
100 4100.521100.01	Official/Admin Svcs	21,250.00
100 4100.521200.00	Prof Svcs	8,374.40
100 4100.521300.00	Technical Services	11,390.00

VENDOR SET: 01 City of Dunwoody, GA
 BANK: 03 Suntrust Disbursement Acc
 DATE RANGE:12/01/2013 THRU 12/31/2013

** G/L ACCOUNT TOTALS **

G/L ACCOUNT	NAME	AMOUNT
100 4100.523200.00	Communications	115.42
100 4100.531230.00	Electricity	36,380.85
100 4200.522200.01	R&M-Storm Damage Removal	472.00
100 4200.522200.02	R&M - Street Maintenance	50,536.60
100 4200.522200.03	R&M - Traffic Signals	39,510.46
100 4200.522200.05	R&M - Right of Way Maint	7,343.33
100 4200.531100.00	Supplies	7,163.10
100 6200.521100.01	Official/Admin Svcs	10,416.65
100 6200.522200.06	R&M-Parks	27,238.03
100 6200.523200.00	Communications	38.05
100 6200.531230.00	Utilities	7,117.95
100 7000.521100.01	Official/Admin Svcs	125,166.74
100 7000.521300.00	Technical Svcs	283.50
100 7000.523200.00	Communications	110.79
100 7000.523300.00	Advertising	1,750.00
100 7000.523500.00	Travel	9.00
100 7000.531300.00	Food	30.62
100 7000.531600.00	Small Equipment	3,511.67
100 7500.521200.00	Professional Services	2,500.00
100 7500.523300.00	Advertising	2,500.00
100 7500.523600.00	Dues & Fees	1,500.00
	*** FUND TOTAL ***	822,777.88
212 0000.127101.00	Seized Funds Payable	52,063.00
212 0000.351320.00	Cash Confiscation	369.30
	*** FUND TOTAL ***	52,432.30
215 3800.523200.00	Communications	5,742.60
215 3800.571000.00	Intergovernmental-E911	89,583.33
	*** FUND TOTAL ***	95,325.93
250 3002.531600.13	SS-OFTF-Small Equipment	3,786.00
250 4002.522200.12	Repairs & Maintenance - PTO	358,697.62
	*** FUND TOTAL ***	362,483.62
350 1535.542000.00	Machinery & Equipment	5,810.62
350 4200.521200.00	Professional Services	3,640.87
350 4200.541400.00	Infrastructure	47,825.11
350 6200.541100.00	Sites	1,047.50
350 6200.541200.00	Site improvements	127,067.67
350 6200.541400.00	Infrastructure	234,000.00
	*** FUND TOTAL ***	419,391.77
560 4320.521100.01	Official/Admin Svcs	10,000.00
560 4320.521200.09	Prof Svcs-Stormwater	4,918.01
560 4320.522200.00	Repairs & Maintenance	41,367.36

VENDOR SET: 01 City of Dunwoody, GA
BANK: 03 Suntrust Disbursement Acc
DATE RANGE:12/01/2013 THRU 12/31/2013

** G/L ACCOUNT TOTALS **

G/L ACCOUNT	NAME	AMOUNT
560 4320.523100.01	Insurance Claims	1,000.00
560 4320.531100.00	Supplies	4,856.66
	*** FUND TOTAL ***	62,142.03

VENDOR SET: 01	BANK: 03	TOTALS:	NO	INVOICE AMOUNT	DISCOUNTS	CHECK AMOUNT
			112	1,814,553.53	0.00	1,814,553.53
BANK: 03		TOTALS:	112	1,814,553.53	0.00	1,814,553.53

VENDOR SET: 01 City of Dunwoody, GA
 BANK: 05 Suntrust Municipal Court
 DATE RANGE:12/01/2013 THRU 12/31/2013

VENDOR I.D.	NAME	STATUS	CHECK DATE	AMOUNT	DISCOUNT	CHECK NO	CHECK STATUS	CHECK AMOUNT
1	BRIGIDA, ROLDAN BOTRAN							
I-000201312092304	BRIGIDA, ROLDAN BOTRAN:	R	12/13/2013			202475		
745 0000.121500.01	Jail Bonds Payable	Bond Refund:	17100	104.00				104.00
1	GOMEZ-FLORES, EDUARDO							
I-000201312092305	GOMEZ-FLORES, EDUARDO:	R	12/13/2013			202476		
745 0000.121500.01	Jail Bonds Payable	Bond Refund:	19138	475.00				475.00
1	ELLISON, LARRINA LILY							
I-000201312092306	ELLISON, LARRINA LILY:	R	12/13/2013			202477		
745 0000.121500.01	Jail Bonds Payable	Bond Refund:	D0000349	642.00				642.00
1	DOUCET, MACKENLY							
I-000201312092307	DOUCET, MACKENLY:	R	12/13/2013			202478		
745 0000.121500.01	Jail Bonds Payable	Bond Refund:	D0000591	195.00				195.00
1	WILSON, LAMIA SHAANA							
I-000201312092308	WILSON, LAMIA SHAANA:	R	12/13/2013			202479		
745 0000.121500.01	Jail Bonds Payable	Bond Refund:	D0000522	1,110.00				1,110.00
1	KING, MARGARET							
I-000201312092309	KING, MARGARET:	R	12/13/2013			202480		
745 0000.121500.01	Jail Bonds Payable	Bond Refund:	16209	475.00				475.00
1	COTTRILL, RYAN C							
I-000201312092310	COTTRILL, RYAN C:	R	12/13/2013			202481		
745 0000.121500.01	Jail Bonds Payable	Bond Refund:	D0000589	200.00				200.00
1	CHAVEZ ORTIZ, JOSE							
I-000201312092311	CHAVEZ ORTIZ, JOSE:	R	12/13/2013			202482		
745 0000.121500.01	Jail Bonds Payable	Bond Refund:	1833	1,857.00				1,857.00
1	VIZCAINO, CARLOS B							
I-000201312092312	VIZCAINO, CARLOS B:	R	12/13/2013			202483		
745 0000.121500.01	Jail Bonds Payable	Bond Refund:	360	475.00				475.00
1	ROSAS, MARIA							
I-000201312092313	ROSAS, MARIA:	R	12/13/2013			202484		
745 0000.121500.01	Jail Bonds Payable	Bond Refund:	14475	63.00				63.00
1	MIRELES, PATRICIA							
I-000201312092314	MIRELES, PATRICIA:	R	12/13/2013			202485		
745 0000.121500.01	Jail Bonds Payable	Bond Refund:	18962	2,168.00				2,168.00

VENDOR SET: 01 City of Dunwoody, GA

BANK: 05 Suntrust Municipal Court

DATE RANGE:12/01/2013 THRU 12/31/2013

VENDOR I.D.	NAME	STATUS	CHECK DATE	AMOUNT	DISCOUNT	CHECK NO	CHECK STATUS	CHECK AMOUNT
000278	DeKalb State Court							
I-D00026670	DeKalb State Court	R	12/13/2013			202486		
745 0000.121500.01	Jail Bonds Payable	DeKalb State Court		908.00				908.00
000278	DeKalb State Court							
I-D00028161	DeKalb State Court	R	12/13/2013			202487		
745 0000.121500.01	Jail Bonds Payable	DeKalb State Court		400.00				400.00
1	KONGTHAVORN, BENJAMIN B							
I-000201312092292	KONGTHAVORN, BENJAMIN B:	R	12/13/2013			202488		
745 0000.121500.01	Jail Bonds Payable	Bond Refund:D0002577		250.00				250.00
1	JAY, JUDY A							
I-000201312092293	JAY, JUDY A:	R	12/13/2013			202489		
745 0000.121500.01	Jail Bonds Payable	Bond Refund:D0002843		350.00				350.00
1	DOYLE, CHRISTOPHER P							
I-000201312092294	DOYLE, CHRISTOPHER P:	R	12/13/2013			202490		
745 0000.121500.01	Jail Bonds Payable	Bond Refund:D0002837		950.00				950.00
1	HARRIS, MARILYN HEATH							
I-000201312092295	HARRIS, MARILYN HEATH:	R	12/13/2013			202491		
745 0000.121500.01	Jail Bonds Payable	Bond Refund:D0002967		350.00				350.00
1	SHERWOOD III, CHARLES A							
I-000201312092296	SHERWOOD III, CHARLES A:	R	12/13/2013			202492		
745 0000.121500.01	Jail Bonds Payable	Bond Refund:D0002998		730.00				730.00
1	LOVE, ERNESTINE							
I-000201312092297	LOVE, ERNESTINE:	R	12/13/2013			202493		
745 0000.121500.01	Jail Bonds Payable	Bond Refund:D0003038		200.00				
745 0000.121500.01	Jail Bonds Payable	Bond Refund:D0003038		400.00				600.00
1	GUADARRAMA, ROSALINDA							
I-000201312092298	GUADARRAMA, ROSALINDA:	R	12/13/2013			202494		
745 0000.121500.01	Jail Bonds Payable	Bond Refund:D0003040		350.00				350.00
1	GORDAN, DUWANE							
I-000201312092299	GORDAN, DUWANE:	R	12/13/2013			202495		
745 0000.121500.01	Jail Bonds Payable	Bond Refund:D0003042		730.00				730.00
1	HOWARD, KISHAUNDA							
I-000201312092300	HOWARD, KISHAUNDA:	R	12/13/2013			202496		
745 0000.121500.01	Jail Bonds Payable	Bond Refund:D0003047		810.00				810.00

VENDOR SET: 01 City of Dunwoody, GA
 BANK: 05 Suntrust Municipal Court
 DATE RANGE:12/01/2013 THRU 12/31/2013

VENDOR I.D.	NAME	STATUS	CHECK DATE	AMOUNT	DISCOUNT	CHECK NO	CHECK STATUS	CHECK AMOUNT
1	HARRELL, LATASHA RENEE							
I-000201312092301	HARRELL, LATASHA RENEE:	R	12/13/2013			202497		
745 0000.121500.01	Jail Bonds Payable	Bond Refund:D0003056		350.00				350.00
1	BRADLEY, NIA LA PEARL							
I-000201312092302	BRADLEY, NIA LA PEARL:	R	12/13/2013			202498		
745 0000.121500.01	Jail Bonds Payable	Bond Refund:D0003068		178.00				
745 0000.121500.01	Jail Bonds Payable	Bond Refund:D0003069		730.00				908.00
1	WILLIAMS, JENNYFER M							
I-000201312092303	WILLIAMS, JENNYFER M:	R	12/13/2013			202499		
745 0000.121500.01	Jail Bonds Payable	Bond Refund:D0003074		350.00				350.00
1	Cathia L. Gavin							
I-Cathia L. Gavin	Cathia L. Gavin:	R	12/13/2013			202500		
745 0000.121500.01	Jail Bonds Payable	Cathia L. Gavin:		610.00				610.00
1	CHILDS, WILLIAM M							
I-000201312152315	CHILDS, WILLIAM M:	R	12/20/2013			202501		
745 0000.121500.01	Jail Bonds Payable	Bond Refund:14872		780.50				780.50
1	PRIMOUS, MARCEL DION							
I-000201312152316	PRIMOUS, MARCEL DION:	R	12/20/2013			202502		
745 0000.121500.01	Jail Bonds Payable	Bond Refund:14928		239.00				
745 0000.121500.01	Jail Bonds Payable	Bond Refund:14929		173.00				412.00
1	GOMEZ-FLORES, EDUARDO							
I-000201312152317	GOMEZ-FLORES, EDUARDO:	R	12/20/2013			202503		
745 0000.121500.01	Jail Bonds Payable	Bond Refund:191		494.00				494.00
1	COULBALY, AHMED							
I-000201312152318	COULBALY, AHMED:	R	12/20/2013			202504		
745 0000.121500.01	Jail Bonds Payable	Bond Refund:D0000880		350.00				350.00
1	HALL, STEVEN							
I-000201312152319	HALL, STEVEN:	R	12/20/2013			202505		
745 0000.121500.01	Jail Bonds Payable	Bond Refund:D0000456		600.00				600.00
1	HILL, JACQUELINE							
I-000201312152323	HILL, JACQUELINE:	R	12/20/2013			202509		
745 0000.121500.01	Jail Bonds Payable	Bond Refund:11330		189.00				
745 0000.121500.01	Jail Bonds Payable	Bond Refund:11331		1,174.00				1,363.00

VENDOR SET: 01 City of Dunwoody, GA
 BANK: 05 Suntrust Municipal Court
 DATE RANGE:12/01/2013 THRU 12/31/2013

VENDOR I.D.	NAME	STATUS	CHECK DATE	AMOUNT	DISCOUNT	CHECK NO	CHECK STATUS	CHECK AMOUNT
1	COLEMAN, GARRY JEROME							
I-000201312152324	COLEMAN, GARRY JEROME:	R	12/20/2013			202510		
745 0000.121500.01	Jail Bonds Payable	Bond Refund:14471		475.00				475.00
1	MERCER, CRISTY LATARA							
I-000201312152325	MERCER, CRISTY LATARA:	R	12/20/2013			202511		
745 0000.121500.01	Jail Bonds Payable	Bond Refund:11611		91.00				
745 0000.121500.01	Jail Bonds Payable	Bond Refund:11612		693.00				784.00
000278	DeKalb State Court							
I-D00027242-43	DeKalb State Court	R	12/20/2013			202512		
745 0000.121500.01	Jail Bonds Payable	DeKalb State Court		780.00				780.00
000278	DeKalb State Court							
I-D00030799/30801	DeKalb State Court	R	12/20/2013			202513		
745 0000.121500.01	Jail Bonds Payable	DeKalb State Court		905.00				905.00
1	RODRIGUEZ, LEHANNA							
I-000201312162326	RODRIGUEZ, LEHANNA:	R	12/20/2013			202514		
745 0000.121500.01	Jail Bonds Payable	Bond Refund:D0002867		730.00				730.00
1	STRIGLE, CHRISTOPHER M							
I-000201312162327	STRIGLE, CHRISTOPHER M:	R	12/20/2013			202515		
745 0000.121500.01	Jail Bonds Payable	Bond Refund:D0002812		950.00				
745 0000.121500.01	Jail Bonds Payable	Bond Refund:D0002812		200.00				1,150.00
1	HURD, MILDRED LUNDY							
I-000201312162328	HURD, MILDRED LUNDY:	R	12/20/2013			202516		
745 0000.121500.01	Jail Bonds Payable	Bond Refund:D0002857		200.00				200.00
1	BOTTS, CHELSEA B							
I-000201312162329	BOTTS, CHELSEA B:	R	12/20/2013			202517		
745 0000.121500.01	Jail Bonds Payable	Bond Refund:D0002888		78.00				78.00
1	VOYNICH, MIKE J							
I-000201312162330	VOYNICH, MIKE J:	R	12/20/2013			202518		
745 0000.121500.01	Jail Bonds Payable	Bond Refund:D0002917		100.00				100.00
1	MCCLAIN, LAFONDA							
I-000201312162331	MCCLAIN, LAFONDA:	R	12/20/2013			202519		
745 0000.121500.01	Jail Bonds Payable	Bond Refund:D0002914		300.00				300.00
1	EVANS, JENNIFER M							
I-000201312162332	EVANS, JENNIFER M:	R	12/20/2013			202520		
745 0000.121500.01	Jail Bonds Payable	Bond Refund:D0002969		51.00				51.00

VENDOR SET: 01 City of Dunwoody, GA
BANK: 05 Suntrust Municipal Court
DATE RANGE:12/01/2013 THRU 12/31/2013

VENDOR I.D.	NAME	STATUS	CHECK DATE	AMOUNT	DISCOUNT	CHECK NO	CHECK STATUS	CHECK AMOUNT
1	HARANDI, PAYAM							
I-000201312162333	HARANDI, PAYAM:	R	12/20/2013			202521		
745 0000.121500.01	Jail Bonds Payable	Bond Refund:D0002999		350.00				350.00
1	FULLINGTON, ANGELIC D							
I-000201312162334	FULLINGTON, ANGELIC D:	R	12/20/2013			202522		
745 0000.121500.01	Jail Bonds Payable	Bond Refund:D0003039		350.00				350.00
1	KIM, JIMMY D							
I-000201312162335	KIM, JIMMY D:	R	12/20/2013			202523		
745 0000.121500.01	Jail Bonds Payable	Bond Refund:D0003080		350.00				
745 0000.121500.01	Jail Bonds Payable	Bond Refund:D0003080		350.00				700.00
1	KOVAC, EDINA							
I-000201312162336	KOVAC, EDINA:	R	12/20/2013			202524		
745 0000.121500.01	Jail Bonds Payable	Bond Refund:D0003084		350.00				350.00
1	WILLIAMS, CORRINE							
I-000201312162337	WILLIAMS, CORRINE:	R	12/20/2013			202525		
745 0000.121500.01	Jail Bonds Payable	Bond Refund:D0003115		330.00				330.00

* * T O T A L S * *	NO	INVOICE AMOUNT	DISCOUNTS	CHECK AMOUNT
REGULAR CHECKS:	48	28,042.50	0.00	28,042.50
HAND CHECKS:	0	0.00	0.00	0.00
DRAFTS:	0	0.00	0.00	0.00
EFT:	0	0.00	0.00	0.00
NON CHECKS:	0	0.00	0.00	0.00
VOID CHECKS:	0	VOID DEBITS 0.00		
		VOID CREDITS 0.00	0.00	0.00

TOTAL ERRORS: 0

** G/L ACCOUNT TOTALS **

G/L ACCOUNT	NAME	AMOUNT
745 0000.121500.01	Jail Bonds Payable	28,042.50
	*** FUND TOTAL ***	28,042.50

VENDOR SET: 01	BANK: 05	TOTALS:	NO	INVOICE AMOUNT	DISCOUNTS	CHECK AMOUNT
			48	28,042.50	0.00	28,042.50
BANK: 05	TOTALS:		48	28,042.50	0.00	28,042.50

VENDOR SET: 01 City of Dunwoody, GA
BANK: 06 PNC Municipal Court Cash
DATE RANGE:12/01/2013 THRU 12/31/2013

VENDOR I.D.	NAME	STATUS	CHECK DATE	AMOUNT	DISCOUNT	CHECK NO	CHECK STATUS	CHECK AMOUNT
001168	City of Dunwoody							
I-October 2013	City of Dunwoody	R	12/13/2013			000008		
745 0000.121900.01	Due to Other Funds-100 (SYS)	City of Dunwoody		21,862.90				21,862.90

* * T O T A L S * *	NO	INVOICE AMOUNT	DISCOUNTS	CHECK AMOUNT
REGULAR CHECKS:	1	21,862.90	0.00	21,862.90
HAND CHECKS:	0	0.00	0.00	0.00
DRAFTS:	0	0.00	0.00	0.00
EFT:	0	0.00	0.00	0.00
NON CHECKS:	0	0.00	0.00	0.00
VOID CHECKS:	0	VOID DEBITS 0.00		
		VOID CREDITS 0.00	0.00	0.00

TOTAL ERRORS: 0

** G/L ACCOUNT TOTALS **

G/L ACCOUNT	NAME	AMOUNT
745 0000.121900.01	Due to Other Funds-100 (SYS)	21,862.90
	*** FUND TOTAL ***	21,862.90

VENDOR SET: 01 BANK: 06	TOTALS:	NO	INVOICE AMOUNT	DISCOUNTS	CHECK AMOUNT
		1	21,862.90	0.00	21,862.90
BANK: 06	TOTALS:	1	21,862.90	0.00	21,862.90

VENDOR SET: 02 City of Dunwoody, GA

BANK: 08 CVB of Dunwoody

DATE RANGE:12/01/2013 THRU 12/31/2013

VENDOR I.D.	NAME	STATUS	CHECK DATE	AMOUNT	DISCOUNT	CHECK NO	CHECK STATUS	CHECK AMOUNT
002086	United Healthcare							
I-0033216253	United Healthcare	D	12/10/2013			000000		
950 7540.512100.00	Employees/Personnel/Benefits	United Healthcare		24.54				24.54
002002	Katherine A. Bishop							
I-Dec 2013	Katherine A. Bishop	R	12/13/2013			040953		
950 7540.523200.02	Admin/Telephone/Internet	Katherine A. Bishop		75.00				
950 7540.523500.01	Promotional/Travel	Katherine A. Bishop		16.95				
950 7540.521200.16	Promotional/Event Hosting&Site	Katherine A. Bishop		2,911.98				3,003.93
002004	Digitel Corporation							
I-1069646	Digitel Corporation	R	12/13/2013			040954		
950 7540.523200.02	Admin/Telephone/Internet	Digitel Corporation		188.04				188.04
002013	Collinson Media and Events							
I-16506	Collinson Media and Events	R	12/13/2013			040955		
950 7540.523300.01	Marketing/Advertising -Digital	Collinson Media and		5,000.00				
I-16890	Collinson Media and Events	R	12/13/2013			040955		
950 7540.521200.21	Promotional/Promotions	Collinson Media and		10,000.00				15,000.00
002014	Kaeser and Blair							
I-31029145	Kaeser and Blair	R	12/13/2013			040956		
950 7540.531100.01	Promotional/Promotional Matls	Kaeser and Blair		1,555.24				1,555.24
002028	Reunions Magazine, Inc							
I-17991	Reunions Magazine, Inc	R	12/13/2013			040957		
950 7540.523300.00	Marketing/Advertising - Print	Reunions Magazine, I		2,000.00				2,000.00
002047	Simple View, Inc							
I-42492	Simple View, Inc	R	12/13/2013			040958		
950 7540.521300.01	Marketing/Website Marketing	Simple View, Inc		1,500.00				1,500.00
002065	Atlanta Magazine							
I-153393	Atlanta Magazine	R	12/13/2013			040959		
950 7540.523300.00	Marketing/Advertising - Print	Atlanta Magazine		1,400.00				1,400.00
002066	Greater Georgia Life							
I-000250673F	Greater Georgia Life	R	12/13/2013			040960		
950 7540.512100.00	Employees/Personnel/Benefits	Greater Georgia Life		37.16				37.16
002088	Andy Williams							
I-Dec 2013	Andy Williams	R	12/13/2013			040961		
950 7540.523500.01	Promotional/Travel	Andy Williams		11.30				
950 7540.523200.02	Admin/Telephone/Internet	Andy Williams		75.00				86.30

VENDOR SET: 02 City of Dunwoody, GA

BANK: 08 CVB of Dunwoody

DATE RANGE:12/01/2013 THRU 12/31/2013

VENDOR I.D.	NAME	STATUS	CHECK DATE	AMOUNT	DISCOUNT	CHECK NO	CHECK STATUS	CHECK AMOUNT
002096	Coventry Dental							
I-20131120000289	Coventry Dental	R	12/13/2013			040962		
950 7540.512100.00	Employees/Personnel/Benefits	Coventry Dental		65.64				65.64
002117	Comcast							
I-Dec 2013	Comcast	R	12/13/2013			040963		
950 7540.523200.02	Admin/Telephone/Internet	Comcast		153.29				153.29
002160	Kim Trawick							
I-Dec 2013	Kim Trawick	R	12/13/2013			040964		
950 7540.523200.02	Admin/Telephone/Internet	Kim Trawick		75.00				
950 7540.531300.02	Promotional/Meals & Busn Devel	Kim Trawick		19.55				
950 7540.523500.02	Admin/Travel	Kim Trawick		261.65				356.20
002170	The Knowland Group							
I-00126238	The Knowland Group	R	12/13/2013			040965		
950 7540.523600.01	Marketing/Dues & Subscriptions	The Knowland Group		3,000.00				3,000.00
002177	Small Market Meetings Conferen							
I-50318	Small Market Meetings Conferen	R	12/13/2013			040966		
950 7540.521200.18	Promotional/Sponsorships	Small Market Meeting		4,000.00				
I-50319	Small Market Meetings Conferen	R	12/13/2013			040966		
950 7540.521200.15	Promotional/Conv/Trade Shows	Small Market Meeting		1,495.00				5,495.00
002186	My Agency Savannah							
I-1053	My Agency Savannah	R	12/13/2013			040967		
950 7540.521200.21	Promotional/Promotions	My Agency Savannah		5,412.50				5,412.50
002188	GMB Engineers & Planners, Inc.							
I-1013068	GMB Engineers & Planners, Inc.	R	12/13/2013			040968		
950 7540.521300.03	Marketing/Research	GMB Engineers & Plan		10,248.99				10,248.99
002189	TripAdvisor, LLC							
I-CINV1043037	TripAdvisor, LLC	R	12/13/2013			040969		
950 7540.523300.01	Marketing/Advertising -Digital	TripAdvisor, LLC		5,000.00				5,000.00
002080	AIA Corp							
I-LPG1495146	AIA Corp	R	12/20/2013			040970		
950 7540.531100.01	Promotional/Promotional Matls	AIA Corp		1,285.10				1,285.10
002112	PKY Fund II Atlanta II, LLC							
I-2fd1258-Jan 2014	PKY Fund II Atlanta II, LLC	R	12/20/2013			040971		
950 7540.522300.00	Admin/Rent	PKY Fund II Atlanta		3,457.09				3,457.09

VENDOR SET: 02 City of Dunwoody, GA

BANK: 08 CVB of Dunwoody

DATE RANGE:12/01/2013 THRU 12/31/2013

VENDOR I.D.	NAME	STATUS	CHECK DATE	AMOUNT	DISCOUNT	CHECK NO	CHECK STATUS	CHECK AMOUNT
002127	EOS Marketing & Communications							
I-0054705-IN	EOS Marketing & Communications	R	12/20/2013			040972		
950 7540.521200.12	Marketing/Graphic Design	EOS Marketing & Comm		3,001.24				3,001.24
002142	Ricoh Americas Corporation							
I-20468837	Ricoh Americas Corporation	R	12/20/2013			040973		
950 7540.522300.01	Admin/Equipment Lease	Ricoh Americas Corpo		142.29				142.29
002167	Ricoh USA, Inc.							
I-5028618731	Ricoh USA, Inc.	R	12/20/2013			040974		
950 7540.523400.00	Marketing/Printing	Ricoh USA, Inc.		91.49				91.49

* * T O T A L S * *	NO	INVOICE AMOUNT	DISCOUNTS	CHECK AMOUNT
REGULAR CHECKS:	22	62,479.50	0.00	62,479.50
HAND CHECKS:	0	0.00	0.00	0.00
DRAFTS:	1	24.54	0.00	24.54
EFT:	0	0.00	0.00	0.00
NON CHECKS:	0	0.00	0.00	0.00
VOID CHECKS:	0	VOID DEBITS 0.00		
		VOID CREDITS 0.00	0.00	0.00

TOTAL ERRORS: 0

** G/L ACCOUNT TOTALS **

G/L ACCOUNT	NAME	AMOUNT
950 7540.512100.00	Employees/Personnel/Benefits	127.34
950 7540.521200.12	Marketing/Graphic Design	3,001.24
950 7540.521200.15	Promotional/Conv/Trade Shows	1,495.00
950 7540.521200.16	Promotional/Event Hosting&Site	2,911.98
950 7540.521200.18	Promotional/Sponsorships	4,000.00
950 7540.521200.21	Promotional/Promotions	15,412.50
950 7540.521300.01	Marketing/Website Marketing	1,500.00
950 7540.521300.03	Marketing/Research	10,248.99
950 7540.522300.00	Admin/Rent	3,457.09
950 7540.522300.01	Admin/Equipment Lease	142.29
950 7540.523200.02	Admin/Telephone/Internet	566.33
950 7540.523300.00	Marketing/Advertising - Print	3,400.00
950 7540.523300.01	Marketing/Advertising -Digital	10,000.00
950 7540.523400.00	Marketing/Printing	91.49
950 7540.523500.01	Promotional/Travel	28.25
950 7540.523500.02	Admin/Travel	261.65
950 7540.523600.01	Marketing/Dues & Subscriptions	3,000.00

VENDOR SET: 02 City of Dunwoody, GA

BANK: 08 CVB of Dunwoody

DATE RANGE:12/01/2013 THRU 12/31/2013

** G/L ACCOUNT TOTALS **

G/L ACCOUNT	NAME	AMOUNT
950 7540.531100.01	Promotional/Promotional Matls	2,840.34
950 7540.531300.02	Promotional/Meals & Busn Devel	19.55
*** FUND TOTAL ***		62,504.04

VENDOR SET: 02	BANK: 08	TOTALS:	NO	INVOICE AMOUNT	DISCOUNTS	CHECK AMOUNT
			23	62,504.04	0.00	62,504.04
BANK: 08		TOTALS:	23	62,504.04	0.00	62,504.04
REPORT TOTALS:			191	1,928,951.52	0.00	1,928,951.52

SELECTION CRITERIA

VENDOR SET: * - All
VENDOR: ALL
BANK CODES: All
FUNDS: All

CHECK SELECTION

CHECK RANGE: 000000 THRU 999999
DATE RANGE: 12/01/2013 THRU 12/31/2013
CHECK AMOUNT RANGE: 0.00 THRU 999,999,999.99
INCLUDE ALL VOIDS: YES

PRINT OPTIONS

SEQUENCE: CHECK NUMBER

PRINT TRANSACTIONS: YES
PRINT G/L: YES
UNPOSTED ONLY: NO
EXCLUDE UNPOSTED: YES
MANUAL ONLY: NO
STUB COMMENTS: NO
REPORT FOOTER: NO
CHECK STATUS: NO
PRINT STATUS: * - All
