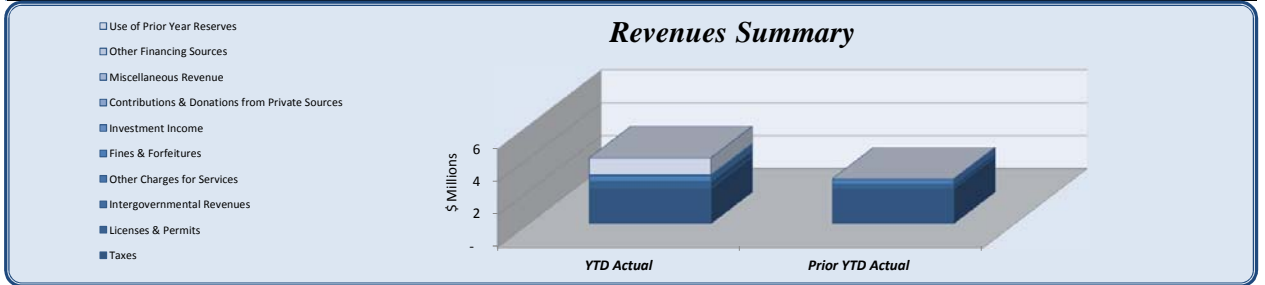
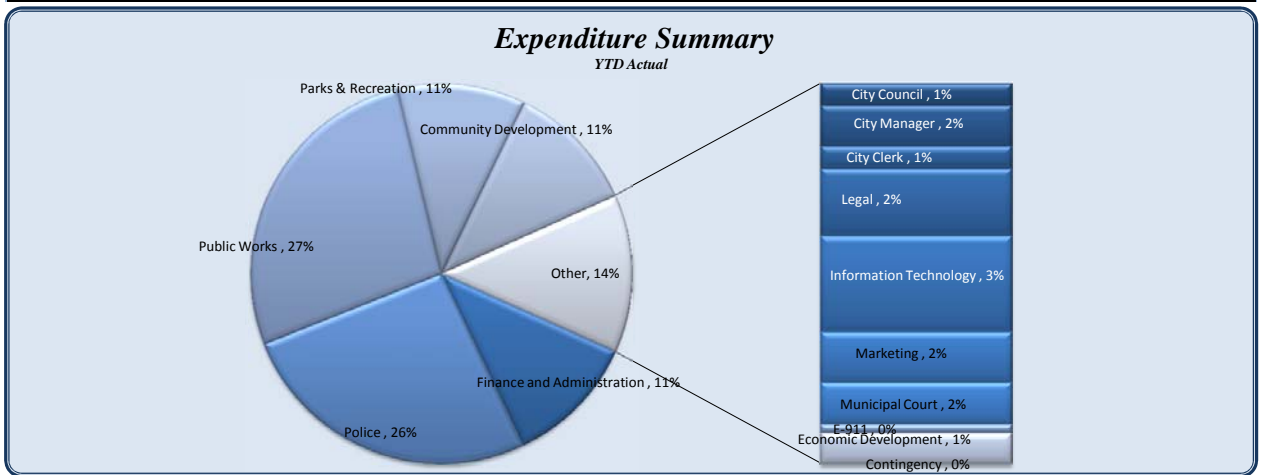


City of Dunwoody
YTD Statement of Revenues and
Expenses Through March 31, 2014

Revenues & Resources	Total Annual Budget	YTD Budget	YTD Actual	YTD Variance		Prior YTD Actual	Flux
				(% of YTD Budget)			(Diff from Prior Year)
				(\$ '000)			
Taxes	20,198,000	2,233,250	2,166,765	(66)	97%	2,146,728	20,037
Licenses & Permits	875,000	128,750	397,512	269	309%	228,381	169,131
Intergovernmental Revenues	-	-	3,000	3		-	3,000
Other Charges for Services	408,000	15,250	19,535	4	128%	17,413	2,122
Fines & Forfeitures	1,510,000	375,000	356,175	(19)	95%	316,555	39,621
Investment Income	10,000	1,251	1,746	0	140%	4,945	(3,199)
Contributions & Donations from Private Sources	5,000	1,251	600	(1)	48%	5,550	(4,950)
Miscellaneous Revenue	213,000	53,250	40,726	(13)	76%	25,612	15,114
Other Financing Sources	1,150,000	-	-	-		-	-
Use of Prior Year Reserves	1,038,676	1,038,676	1,038,676	0	100%	-	1,038,676
Total Revenues & Resources	25,407,676	3,846,678	4,024,735	178	105%	2,745,184	1,279,551



Expenditures	Total Annual Budget	YTD Budget	YTD Actual	Variance		Prior YTD Actual	Flux
				(% of YTD Budget)			(Diff from Prior Year)
				(\$ '000)			
City Council	225,544	57,286	42,936	14	75%	43,513	576
City Manager	350,908	86,864	80,917	6	93%	82,935	2,018
City Clerk	170,742	48,835	44,637	4	91%	94,608	49,971
Legal	385,000	141,250	133,462	8	94%	110,251	(23,211)
Finance and Administration	2,789,724	727,094	631,026	96	87%	656,519	25,494
Information Technology	729,669	200,617	189,610	11	95%	215,420	25,810
Marketing	454,932	113,733	99,593	14	88%	93,253	(6,339)
Municipal Court	504,503	126,576	82,839	44	65%	100,432	17,593
Police	6,446,249	1,722,490	1,457,855	265	85%	2,160,629	702,774
E-911	251,655	62,914	17,417	45	28%	54,678	37,261
Public Works	6,235,646	1,645,822	1,531,878	114	93%	937,278	(594,600)
Parks & Recreation	2,685,633	678,408	610,117	68	90%	792,928	182,811
Community Development	2,068,802	517,701	624,080	(106)	121%	547,826	(76,254)
Economic Development	1,283,668	71,438	60,917	11	85%	54,602	(6,315)
Contingency	400,000	100,000	-	100	0%	-	-
Total Expenditures	24,982,675	6,301,027	5,607,283	694	89%	5,944,871	337,588



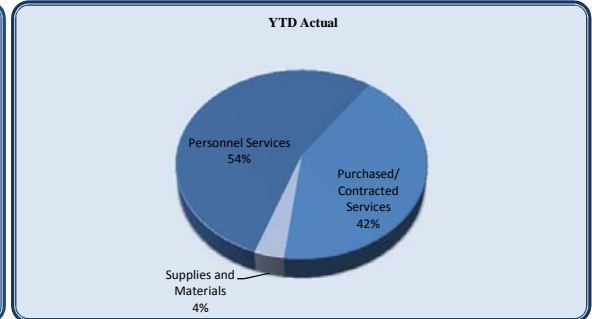
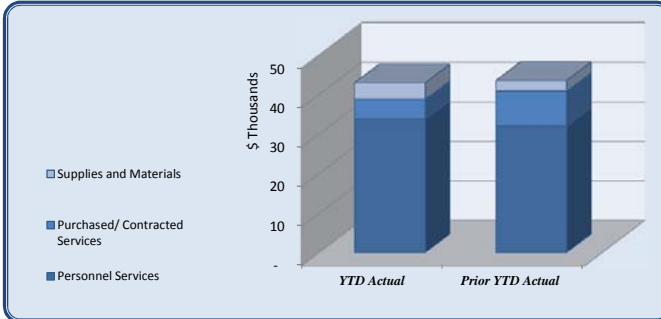
Total Revenues over/(under) Expenditures	425,001	(2,454,350)	(1,582,548)	871,802		(3,199,687)	1,617,139
---	----------------	--------------------	--------------------	----------------	--	--------------------	------------------

City of Dunwoody
YTD Statement of Revenues and
Expenses Through March 31, 2014

Revenues	Total Annual Budget	YTD Budget	YTD Actual	Variance (\$ '000)	Prior YTD Actual (% of YTD Budget)	Flux (Diff from Prior Year)	
Real Property Tax	4,900,000	-	8,679	9	57,935	(49,255)	
Personal Property Tax	360,000	-	1,601	2	5,108	(3,507)	
Motor Vehicle	630,000	157,500	132,604	(25)	84%	90,326	(42,278)
Intangibles (Reg & Recording)	60,000	15,000	33,392	18	223%	3,082	30,310
Franchise Fees	3,250,000	220,000	154,981	(65)	70%	97,759	57,222
Homestead Option Sales Tax	4,000,000	-	-	-	-	-	-
Hotel/Motel Tax	1,260,000	315,000	363,201	48	115%	286,385	76,816
Alcoholic Beverage Excise Tax	560,000	140,000	156,819	17	112%	152,862	3,957
MVR Excise Tax	98,000	24,500	22,565	(2)	92%	23,131	(565)
Excise Tax on Energy	-	-	13,353	13	-	-	13,353
Business & Occupation Tax	2,600,000	1,250,000	1,167,403	(83)	93%	1,324,377	(156,974)
Insurance Premium Tax	2,350,000	-	-	-	-	-	-
Financial Institutions Tax	105,000	105,000	107,732	3	103%	105,636	2,096
Penalties & int on delinq tax	5,000	1,250	2,347	1	188%	-	2,347
Pen & Int on delinq taxes-Business	20,000	5,000	2,088	(3)	42%	128	1,960
Taxes	20,198,000	2,233,250	2,166,765	(66)	97%	2,146,728	20,037
Alcoholic Beverage Licenses	360,000	-	20,607	21	10,305	10,303	
Other Licenses and Permits	-	-	350	0	530	(180)	
Planning & Zoning Fees	15,000	3,750	10,870	7	290%	6,145	4,725
Bldg Structures & Equipment	500,000	125,000	351,835	227	281%	210,949	140,886
Soil Erosion	-	-	-	-	453	(453)	
Plan Review-Fire	-	-	13,850	14	-	13,850	
Licenses & Permits	875,000	128,750	397,512	269	309%	228,381	169,131
Local Government Grants	-	-	3,000	3	-	3,000	
Intergovernmental Revenues	-	-	3,000	3	-	3,000	
Election Qualifying Fees	-	-	-	-	-	-	
Sale of maps and publications	-	-	80	0	80	-	
Special Police Services	10,000	2,499	2,730	0	109%	4,980	(2,250)
Fingerprinting Fee	5,000	1,251	1,620	0	129%	1,602	19
Public Safety-Other	36,000	9,000	13,748	5	153%	6,861	6,887
Special Assessments	20,000	-	38	0	113	(75)	
Streetlight Fees	327,000	-	629	1	1,762	(1,133)	
Recreation Program Fees	-	-	159	0	661	(502)	
Pavilion Rentals	10,000	2,500	500	(2)	20%	1,200	(700)
NSF Fees	-	-	30	0	234	(204)	
Other Charges for Services	408,000	15,250	19,535	4	128%	17,413	2,122
Municipal Court Fines & Forfeitures	1,500,000	375,000	356,175	(19)	95%	275,952	80,224
Cash Confiscation	10,000	-	-	-	40,603	(40,603)	
Fines & Forfeitures	1,510,000	375,000	356,175	(19)	95%	316,555	39,621
Interest Revenue	10,000	1,251	1,746	0	140%	4,945	(3,199)
Investment Income	10,000	1,251	1,746	0	140%	4,945	(3,199)
Contr & Don From Priv Sources	-	-	-	-	-	-	
Explorer Donations	5,000	1,251	600	(1)	48%	2,050	(1,450)
Donations	-	-	-	-	3,500	(3,500)	
Contributions & Donations from Private Sources	5,000	1,251	600	(1)	48%	5,550	(4,950)
Rents & Royalties	198,000	49,500	28,116	(21)	57%	14,111	(14,005)
Reimb for damaged property	-	-	11,830	12	11,359	471	
Other Charges For Services	15,000	3,750	30	(4)	1%	142	(112)
Miscellaneous Revenue	-	-	750	1	-	750	
Miscellaneous Revenue	213,000	53,250	40,726	(13)	76%	25,612	15,114
Proceeds from sale of property	1,150,000	-	-	-	-	-	
Other Financing Sources	1,150,000	-	-	-	-	-	
Residual Equity Transfer	1,038,676	1,038,676	1,038,676	0	100%	-	1,038,676
Total Revenues	25,407,676	3,846,678	4,024,735	178	105%	2,745,184	1,279,551

City of Dunwoody
YTD Statement of Revenues and
Expenses Through March 31, 2014

City Council	Total Annual Budget	YTD Budget	YTD Actual	Variance (\$ '000)	(% of YTD Budget)	Prior YTD Actual	Flux (Diff from Prior Year)
Personnel Services	135,694	33,924	33,749	0	99%	31,947	(1,802)
Purchased/ Contracted Services	76,650	19,163	4,991	14	26%	8,885	3,894
Supplies and Materials	13,200	4,200	4,197	0	100%	2,681	(1,516)
Total City Council	225,544	57,286	42,936	14	75%	43,513	576

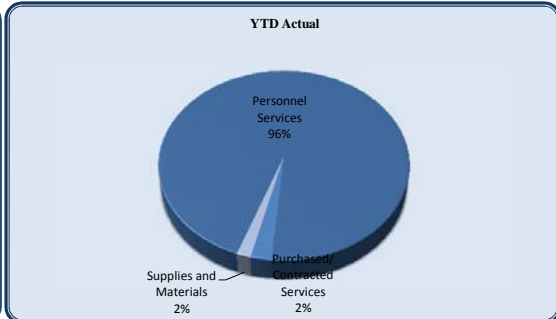
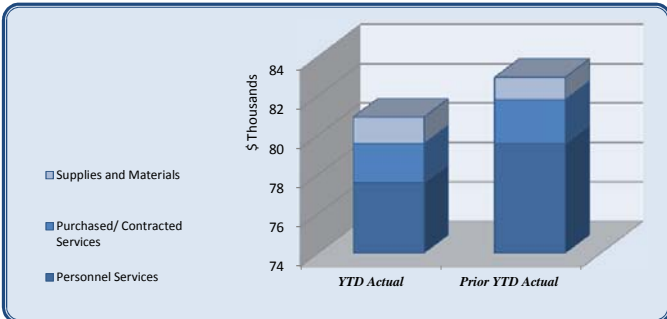


City Council	Total Annual Budget	YTD Budget	YTD Actual	Variance (\$ '000)	(% of YTD Budget)	Prior YTD Actual	Flux (Diff from Prior Year)
Regular Salaries	88,000	22,000	22,066	(0)	100%	22,000	(66)
Group Insurance	40,962	10,241	10,114	0	99%	8,382	(1,732)
Social Security	5,456	1,364	1,272	0	93%	1,268	(3)
Medicare	1,276	319	297	0	93%	297	(1)
Unemployment Insurance	-	-	-	-	-	-	-
Personnel Services	135,694	33,924	33,749	0	99%	31,947	(1,802)
Professional Services	3,000	750	168	1	22%	1,235	1,067
Technical Services	1,000	250	-	0	0%	10	10
Property/Liability Insurance	40,000	10,000	-	10	0%	-	-
Communications	6,500	1,625	199	1	12%	331	132
Printing & Binding	4,800	1,200	-	1	0%	61	61
Travel	10,300	2,575	796	2	31%	853	57
Dues & Fees	4,000	1,000	1,124	(0)	112%	945	(179)
Education & Training	7,050	1,763	2,705	(1)	153%	5,450	2,745
Purchased/ Contracted Services	76,650	19,163	4,991	14	26%	8,885	3,894
Supplies	4,000	1,000	722	0	72%	188	(534)
Food	4,500	1,525	1,683	(0)	110%	1,767	84
Books & Periodicals	700	175	188	(0)	107%	46	(142)
Small Equipment	4,000	1,500	1,604	(0)	107%	680	(924)
Supplies and Materials	13,200	4,200	4,197	0	100%	2,681	(1,516)
Total City Council	225,544	57,286	42,936	14	75%	43,513	576

City of Dunwoody
YTD Statement of Revenues and
Expenses Through March 31, 2014

<i>City Manager</i>	Total Annual Budget	YTD Budget	YTD Actual	Variance (\$ '000)	(% of YTD Budget)	Prior YTD Actual	Flux (Diff from Prior Year)
---------------------	------------------------	------------	------------	-----------------------	----------------------	------------------	-----------------------------------

Personnel Services	327,766	80,526	77,586	3	96%	79,576	1,990
Purchased/ Contracted Services	18,685	4,821	1,993	3	41%	2,240	247
Supplies and Materials	4,457	1,516	1,338	0	88%	1,118	(219)
Total City Manager	350,908	86,864	80,917	6	93%	82,935	2,018



<i>City Manager</i>	Total Annual Budget	YTD Budget	YTD Actual	Variance (\$ '000)	(% of YTD Budget)	Prior YTD Actual	Flux (Diff from Prior Year)
---------------------	------------------------	------------	------------	-----------------------	----------------------	------------------	-----------------------------------

Regular Salaries	253,758	61,799	60,599	1	98%	58,133	(2,466)
Group Insurance	28,919	7,230	6,879	0	95%	10,167	3,288
Medicare	3,680	920	797	0	87%	920	124
Retirement	41,109	10,277	9,053	1	88%	10,356	1,303
Workers' Compensation	300	300	258	0	86%	-	(258)
Personnel Services	327,766	80,526	77,586	3	96%	79,576	1,990

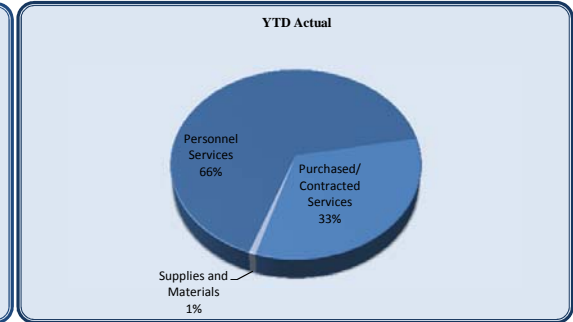
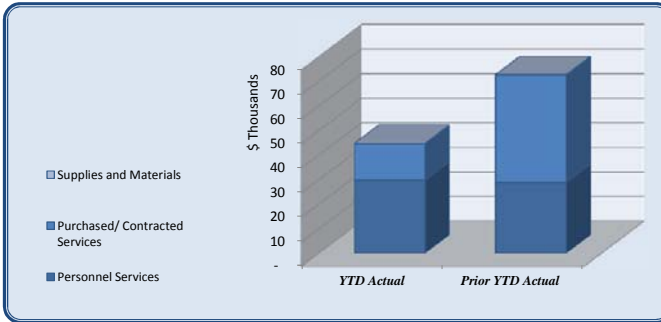
Communications	3,110	778	453	0	58%	365	(88)
Printing & Binding	500	275	427	(0)	155%	210	(217)
Travel	6,400	1,600	14	2	1%	-	(14)
Dues & Fees	2,875	719	200	1	28%	325	125
Education & Training	5,800	1,450	899	1	62%	1,340	441
Purchased/ Contracted Services	18,685	4,821	1,993	3	41%	2,240	247

Supplies	2,062	566	562	0	99%	876	314
Food	1,500	475	431	0	91%	232	(199)
Books & Periodicals	320	80	30	0	37%	10	(20)
Small Equipment	575	396	314	0	79%	-	(314)
Supplies and Materials	4,457	1,516	1,338	0	88%	1,118	(219)

Total City Manager	350,908	86,864	80,917	6	93%	82,935	2,018
--------------------	---------	--------	--------	---	-----	--------	-------

City of Dunwoody
YTD Statement of Revenues and
Expenses Through March 31, 2014

City Clerk	Total Annual	YTD Budget	YTD Actual	Variance (\$ '000)	Prior YTD Actual (% of YTD Budget)	Flux (Diff from Prior Year)
	Budget					
Personnel Services	119,631	29,332	29,709	(0)	101%	(964)
Purchased/ Contracted Services	46,430	18,333	14,571	4	79%	28,954
Supplies and Materials	4,681	1,170	357	1	31%	(19)
Transfers Out	-	-	-	-	-	22,000
Total City Clerk	170,742	48,835	44,637	4	91%	94,608



City Clerk	Total Annual	YTD Budget	YTD Actual	Variance (\$ '000)	Prior YTD Actual (% of YTD Budget)	Flux (Diff from Prior Year)
	Budget					
Salaries	88,896	21,536	22,397	(1)	104%	(861)
Group Insurance	14,894	3,724	3,373	0	91%	(260)
Medicare	1,289	322	304	0	94%	35
Retirement	14,402	3,601	3,456	0	96%	301
Workers' Compensation	150	150	179	(0)	119%	(179)
Personnel Services	119,631	29,332	29,709	(0)	101%	(964)

Professional Services	10,000	2,500	-	3	0%	1,221
Technical Services	2,750	688	400	0	58%	28,703
Repairs and Maintenance	22,700	12,400	12,501	(0)	101%	(1,099)
Communications	1,980	495	186	0	37%	37
Advertising	1,000	250	-	0	0%	216
Printing & Binding	500	125	-	0	0%	-
Travel	3,750	938	817	0	87%	(806)
Dues & Fees	265	66	67	(0)	101%	(67)
Education & Training	3,485	871	600	0	69%	750
Purchased/ Contracted Services	46,430	18,333	14,571	4	79%	28,954

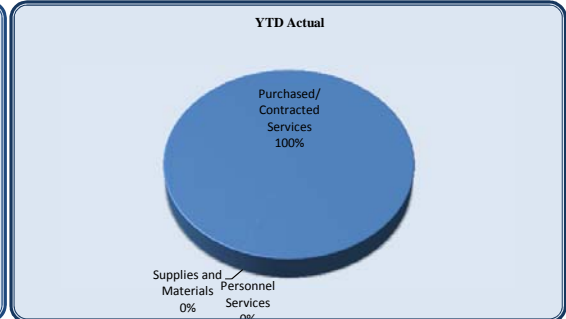
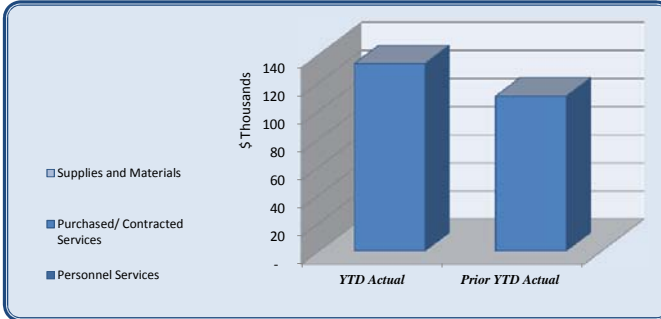
Supplies	1,881	470	357	0	76%	(19)
Food	400	100	-	0	0%	-
Books & Periodicals	400	100	-	0	0%	-
Small Equipment	2,000	500	-	1	0%	-
Supplies and Materials	4,681	1,170	357	1	31%	(19)

Transfers to Debt Service Fund	-	-	-	-	-	22,000
Transfers Out	-	-	-	-	-	22,000

Total City Clerk	170,742	48,835	44,637	4	91%	94,608
-------------------------	----------------	---------------	---------------	----------	------------	---------------

City of Dunwoody
 YTD Statement of Revenues and
 Expenses Through March 31, 2014

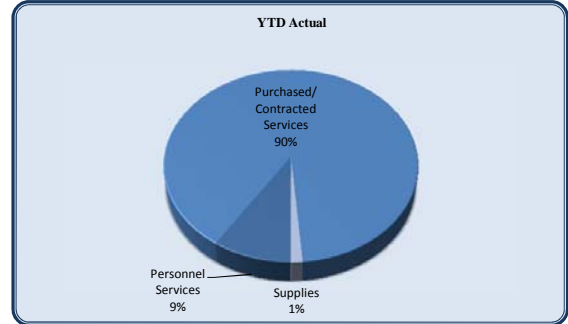
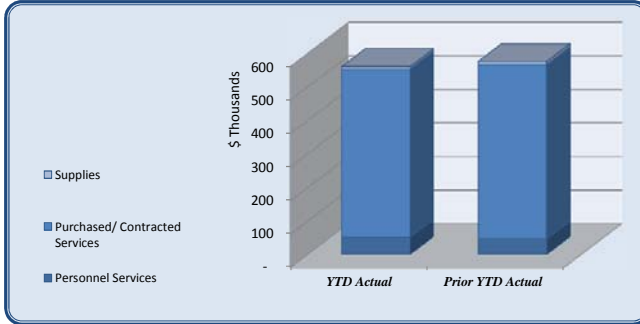
Legal	Total Annual	YTD Budget	YTD Actual	Variance	Prior YTD Actual	Flux
	Budget					
				(\$ '000)		
Personnel Services	-	-	-	-	-	-
Purchased/ Contracted Services	385,000	141,250	133,445	8	94%	110,251 (23,194)
Supplies and Materials	-	-	17	(0)	-	(17)
Total Legal	385,000	141,250	133,462	8	94%	110,251 (23,211)



Legal	Total Annual	YTD Budget	YTD Actual	Variance	Prior YTD Actual	Flux
	Budget					
				(\$ '000)		
Personnel Services	-	-	-	-	-	-
Professional Services	385,000	141,250	133,432	8	94%	110,504 (22,928)
Printing & Binding	-	-	-	-	-	(266)
Travel	-	-	13	(0)	-	13
Purchased/ Contracted Services	385,000	141,250	133,445	8	94%	110,251 (23,194)
Food	-	-	17	(0)	-	(17)
Supplies and Materials	-	-	17	(0)	-	(17)
Total Legal	385,000	141,250	133,462	8	94%	110,251 (23,211)

City of Dunwoody
YTD Statement of Revenues and
Expenses Through March 31, 2014

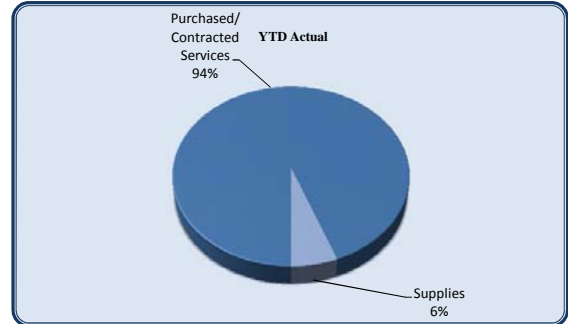
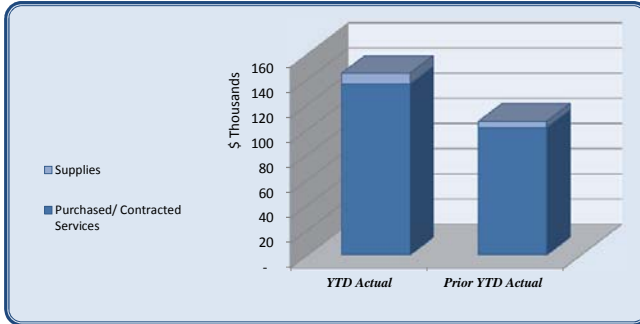
<i>Finance and Administration</i>							
	Total Annual Budget	YTD Budget	YTD Actual	Variance (\$ '000)	(% of YTD Budget)	Prior YTD Actual	Flux (Diff from Prior Year)
Personnel Services	225,203	55,464	51,801	4	93%	47,295	(4,506)
Purchased/ Contracted Services	2,203,650	580,913	501,351	80	86%	518,977	17,625
Supplies	79,371	20,343	7,499	13	37%	10,248	2,749
Transfers Out	281,500	70,375	70,375	-	100%	80,000	9,625
Total Finance and Administration	2,789,724	727,094	631,026	96	87%	656,519	25,494



<i>Finance and Administration</i>							
	Total Annual Budget	YTD Budget	YTD Actual	Variance (\$ '000)	(% of YTD Budget)	Prior YTD Actual	Flux (Diff from Prior Year)
Regular Salaries	135,649	32,742	32,742	(0)	100%	31,408	(1,335)
Group Insurance	22,461	5,875	4,880	1	83%	4,481	(399)
Medicare	1,967	489	425	0	87%	475	50
Retirement	21,976	5,458	4,860	1	89%	5,433	573
Workers' Compensation	150	150	179	(0)	119%	-	(179)
Other Employee Benefits	43,000	10,750	8,714	2	81%	5,498	(3,216)
Personnel Services	225,203	55,464	51,801	4	93%	47,295	(4,506)
Official/Admin Services	1,249,997	312,499	312,499	(0)	100%	312,499	-
Professional Services	99,636	24,909	16,090	9	65%	29,244	13,154
Technical Services	37,500	9,375	5,755	4	61%	1,072	(4,683)
Repairs & Maintenance	82,313	20,578	715	20	3%	2,179	1,464
Rentals	523,419	130,855	105,096	26	80%	105,970	874
Insurance	55,000	13,750	-	14	0%	-	-
Communications	8,200	2,050	1,648	0	80%	2,334	686
Advertising	2,500	625	-	1	0%	-	-
Printing & Binding	8,400	2,100	2,065	0	98%	-	(2,065)
Travel	3,500	875	-	1	0%	213	213
Dues & Fees	63,920	45,980	47,889	(2)	104%	58,811	10,922
Education & Training	40,465	10,116	4,150	6	41%	1,998	(2,152)
Other Charges	28,800	7,200	5,445	2	76%	4,655	(789)
Purchased/ Contracted Services	2,203,650	580,913	501,351	80	86%	518,977	17,625
Supplies	17,681	4,420	2,695	2	61%	2,792	97
Electricity	25,000	6,250	1,864	4	30%	5,354	3,490
Diesel	10,000	2,500	-	3	0%	-	-
Food	22,290	5,573	1,023	5	18%	1,591	568
Books & Periodicals	1,500	375	-	0	0%	-	-
Small Equipment	2,900	1,225	1,917	(1)	156%	511	-
Supplies	79,371	20,343	7,499	13	37%	10,248	2,749
Transfers to Debt Service Fund	-	-	-	-	-	80,000	80,000
Transfers to Capital	281,500	70,375	70,375	-	100%	-	(70,375)
Transfers Out	281,500	70,375	70,375	-	100%	80,000	9,625
Total Finance and Administration	2,789,724	727,094	631,026	96	87%	656,519	25,494

City of Dunwoody
YTD Statement of Revenues and
Expenses Through March 31, 2014

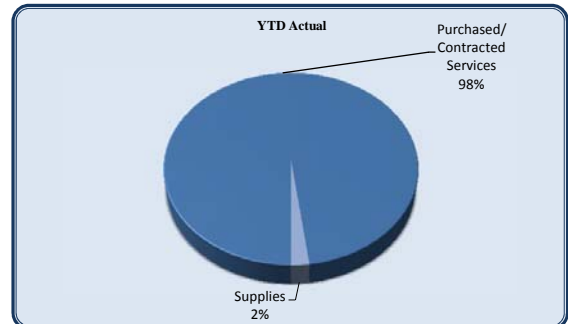
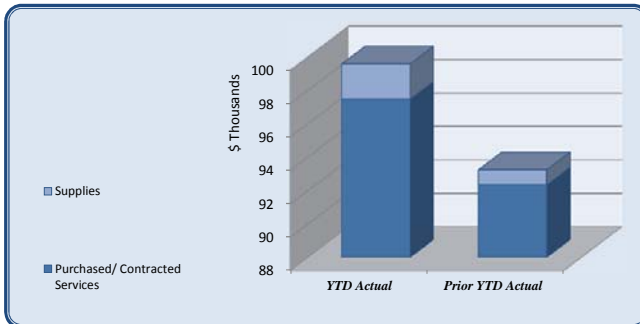
Information Technology	Total Annual Budget	YTD Budget	YTD Actual	Variance (\$ '000)	(% of YTD Budget)	Prior YTD Actual	Flux (Diff from Prior Year)
Purchased/ Contracted Services	516,934	147,234	136,382	11	93%	101,655	(34,728)
Supplies	33,360	8,540	8,384	0	98%	4,765	(3,618)
Transfers Out	179,375	44,844	44,844	-	100%	109,000	64,156
Total Information Technology	729,669	200,617	189,610	11	95%	215,420	25,810



Information Technology	Total Annual Budget	YTD Budget	YTD Actual	Variance (\$ '000)	(% of YTD Budget)	Prior YTD Actual	Flux (Diff from Prior Year)
Official/Admin Svcs	309,662	77,416	73,554	4	95%	73,554	0
Professional Services	-	-	40	(0)		50	10
Technical Services	9,000	2,250	553	2	25%	50	(503)
Repairs & Maintenance	169,533	50,383	49,212	1	98%	19,116	(30,096)
Communications	25,239	16,310	13,023	3	80%	8,884	(4,139)
Printing & Binding	500	125	-	0	0%	-	-
Education & Training	3,000	750	-	1	0%	-	-
Purchased/ Contracted Services	516,934	147,234	136,382	11	93%	101,655	(34,728)
Supplies	650	363	312	0	86%	78	(234)
Small Equipment	32,710	8,178	8,072	0	99%	4,688	-
Supplies	33,360	8,540	8,384	0	98%	4,765	(3,618)
Transfers to Debt Service Fund	-	-	-	-		109,000	109,000
Transfers to Capital	179,375	44,844	44,844	-	100%	-	(44,844)
Transfers Out	179,375	44,844	44,844	-	100%	109,000	64,156
Total Information Technology	729,669	200,617	189,610	11	95%	215,420	25,810

City of Dunwoody
YTD Statement of Revenues and
Expenses Through March 31, 2014

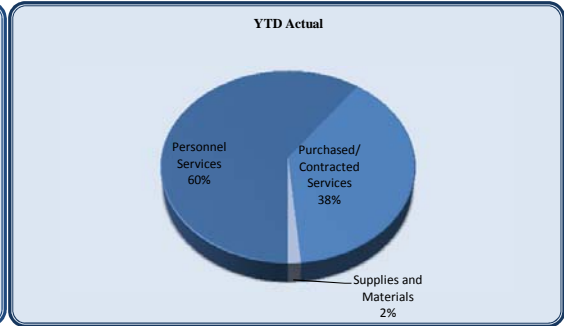
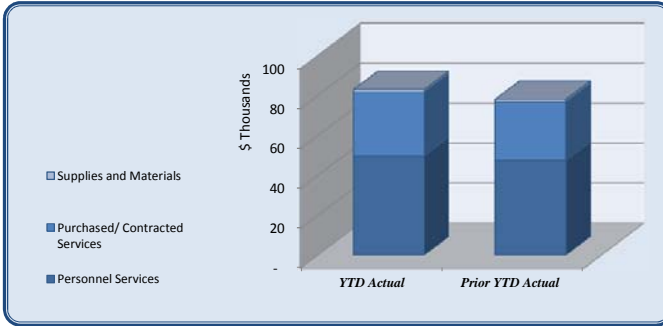
Marketing	Total Annual	YTD Budget	YTD Actual	Variance (\$ '000)	(% of YTD Budget)	Prior YTD Actual	Flux (Diff from Prior Year)
	Budget						
Purchased/ Contracted Services	438,023	109,506	97,498	12	89%	92,365	(5,134)
Supplies	16,909	4,227	2,095	2	50%	889	(1,206)
Total Marketing	454,932	113,733	99,593	14	88%	93,253	(6,339)



Marketing	Total Annual	YTD Budget	YTD Actual	Variance (\$ '000)	(% of YTD Budget)	Prior YTD Actual	Flux (Diff from Prior Year)
	Budget						
Official/Admin Services	298,983	74,746	74,746	-	100%	72,558	(2,187)
Professional Services	40,040	10,010	9,420	1	94%	9,129	(291)
Technical Services	15,000	3,750	436	3	12%	3,600	3,164
Communications	6,000	1,500	69	1	5%	-	(69)
Advertising	55,000	13,750	7,737	6	56%	7,077	(660)
Printing & Binding	20,000	5,000	5,065	(0)	101%	-	(5,065)
Dues & Fees	3,000	750	25	1	3%	-	(25)
Purchased/ Contracted Services	438,023	109,506	97,498	12	89%	92,365	(5,134)
Supplies	7,000	1,750	1,213	1	69%	889	(324)
Food	5,000	1,250	93	1	7%	-	(93)
Small Equipment	4,109	1,027	789	0	77%	-	-
Supplies	16,909	4,227	2,095	2	50%	889	(1,206)
Total Marketing	454,932	113,733	99,593	14	88%	93,253	(6,339)

City of Dunwoody
YTD Statement of Revenues and
Expenses Through March 31, 2014

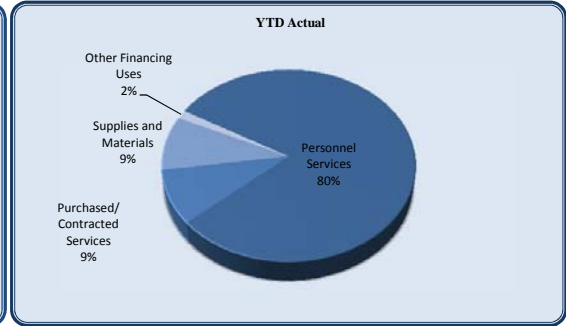
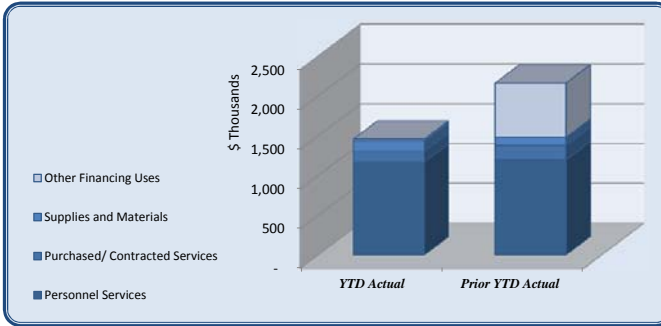
<i>Municipal Court</i>	Total Annual Budget	YTD Budget	YTD Actual	Variance	(% of YTD Budget)	Prior YTD Actual	Flux
				(\$ '000)			(Diff from Prior Year)
Personnel Services	263,941	66,435	49,757	17	75%	47,380	(2,377)
Purchased/ Contracted Services	222,350	55,588	31,854	24	57%	29,198	(2,655)
Supplies and Materials	18,212	4,553	1,228	3	27%	1,353	125
Other Financing Uses	-	-	-	-	-	22,500	22,500
Total Municipal Court	504,503	126,576	82,839	44	65%	100,432	17,593



<i>Municipal Court</i>	Total Annual Budget	YTD Budget	YTD Actual	Variance	(% of YTD Budget)	Prior YTD Actual	Flux
				(\$ '000)			(Diff from Prior Year)
Regular Salaries	186,194	46,549	35,127	11	75%	33,623	(1,504)
Overtime Salaries	6,500	1,625	1,403	0	86%	1,070	(333)
Group Insurance	37,891	9,473	6,760	3	71%	6,312	(448)
Medicare	2,691	673	504	0	75%	526	22
Retirement	30,065	7,516	5,426	2	72%	5,850	424
Workers' Compensation	600	600	537	0	89%	-	(537)
Personnel Services	263,941	66,435	49,757	17	75%	47,380	(2,377)
Professional Services	153,945	38,486	25,354	13	66%	22,703	(2,652)
Technical Services	32,550	8,138	3,981	4	49%	3,721	(260)
Repairs & Maintenance	16,050	4,013	600	3	15%	900	300
Rentals	4,000	1,000	173	1	17%	63	(110)
Communications	4,000	1,000	422	1	42%	985	563
Printing & Binding	1,000	250	546	(0)	218%	26	(520)
Travel	5,000	1,250	277	1	22%	-	(277)
Dues & Fees	805	201	50	0	25%	-	(50)
Education & Training	5,000	1,250	450	1	36%	800	350
Purchased/ Contracted Services	222,350	55,588	31,854	24	57%	29,198	(2,655)
Supplies	5,974	1,494	981	1	66%	1,089	108
Food	2,300	575	248	0	43%	264	17
Books & Periodicals	600	150	-	0	0%	-	-
Small Equipment	9,338	2,335	-	2	0%	-	-
Supplies and Materials	18,212	4,553	1,228	3	27%	1,353	125
Transfers to Debt Service Fund	-	-	-	-	-	22,500	22,500
Other Financing Uses	-	-	-	-	-	22,500	22,500
Total Municipal Court	504,503	126,576	82,839	44	65%	100,432	17,593

City of Dunwoody
YTD Statement of Revenues and
Expenses Through March 31, 2014

Police	Total Annual	YTD Budget	YTD Actual	Variance	Prior YTD Actual	Flux	
	Budget						(% of YTD Budget)
				(\$ '000)			
Personnel Services	5,173,926	1,366,409	1,170,726	196	86%	1,196,714	25,988
Purchased/ Contracted Services	689,705	185,426	133,089	52	72%	180,696	47,606
Supplies and Materials	498,220	149,555	132,940	17	89%	103,657	(29,283)
Other Financing Uses	84,398	21,100	21,100	-	100%	679,562	658,463
Total Police	6,446,249	1,722,490	1,457,855	265	85%	2,160,629	702,774



Police	Total Annual	YTD Budget	YTD Actual	Variance	Prior YTD Actual	Flux	
	Budget						(% of YTD Budget)
				(\$ '000)			
Regular Salaries	3,322,541	814,987	732,255	83	90%	708,405	(23,850)
Overtime Salaries	325,136	81,284	25,335	56	31%	65,799	40,464
Total Salaries	3,647,677	896,271	757,590	139	85%	774,204	16,614

Group Insurance	798,582	199,646	172,087	28	86%	164,154	(7,933)
Medicare	52,892	13,223	10,185	3	77%	11,934	1,749
Retirement	556,675	139,169	109,872	29	79%	127,551	17,679
Workers' Compensation	118,100	118,100	120,992	(3)	102%	118,871	(2,121)
Personnel Services	1,526,249	470,137	413,136	57	88%	422,510	9,374

Professional Services	92,000	23,000	6,950	16	30%	5,853	(1,098)
Technical Services	30,760	7,690	7,745	(0)	101%	13,728	5,983
Repairs & Maintenance	306,181	89,545	84,521	5	94%	103,094	18,573
Rentals	12,100	3,025	2,407	1	80%	979	(1,428)
Insurance	77,357	19,339	-	19	0%	10,468	10,468
Claims	-	-	2,000	(2)		8,689	6,689
Communications	77,607	19,402	13,096	6	67%	17,537	4,441
Advertising	2,500	625	-	1	0%	230	230
Printing & Binding	5,440	1,360	1,009	0	74%	237	(772)
Travel	39,000	9,750	5,265	4	54%	4,034	(1,230)
Dues & Fees	10,480	2,620	1,121	1	43%	4,100	2,978
Education & Training	36,280	9,070	8,975	0	99%	11,747	2,772
Purchased/ Contracted Services	689,705	185,426	133,089	52	72%	180,696	47,606

Supplies	94,086	23,522	19,394	4	82%	24,282	4,887
Supplies-Explorer Program	6,000	1,500	141	1	9%	699	558
Gasoline	255,000	63,750	53,140	11	83%	53,568	428
Food	6,000	1,500	573	1	38%	242	(331)
Books & Periodicals	2,500	625	888	(0)	142%	410	(479)
Small Equipment	134,634	58,659	58,803	(0)	100%	24,457	(34,346)
Supplies and Materials	498,220	149,555	132,940	17	89%	103,657	(29,283)

Transfers to Debt Service Fund	-	-	-	-		441,553	441,553
Transfers to Capital Fund	84,398	21,100	21,100	-	100%	238,009	216,910
Other Financing Uses	84,398	21,100	21,100	-	100%	679,562	658,463
Total Police	6,446,249	1,722,490	1,457,855	265	85%	2,160,629	702,774

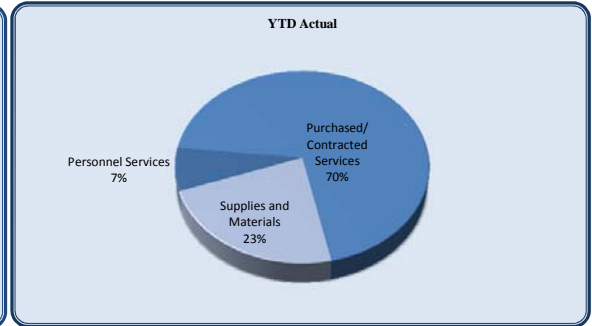
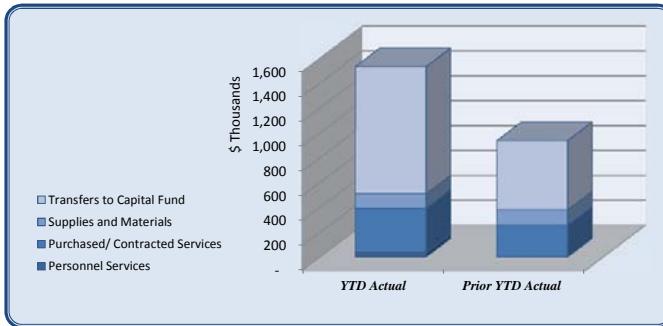
#E.1.

City of Dunwoody
YTD Statement of Revenues and
Expenses Through March 31, 2014

<i>E-911</i>	Total Annual Budget	YTD Budget	YTD Actual	Variance (% of YTD (\$ '000) Budget)	Prior YTD Actual	Flux (Diff from Prior Year)	
Transfers to E-911 Fund	251,655	62,914	17,417	45	28%	54,678	37,261
Total E-911	251,655	62,914	17,417	45	28%	54,678	37,261

City of Dunwoody
YTD Statement of Revenues and
Expenses Through March 31, 2014

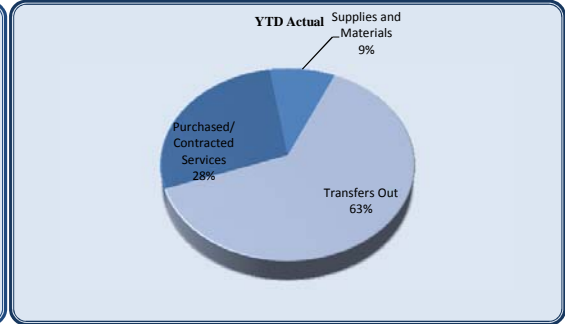
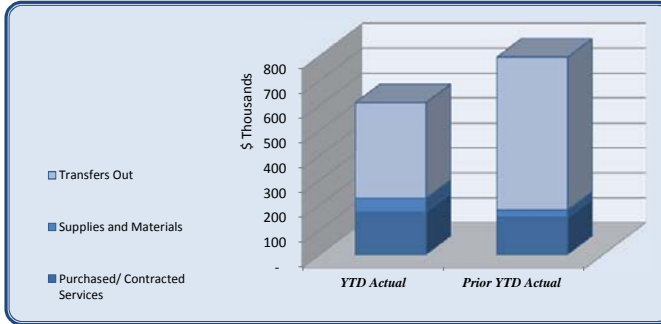
<i>Public Works</i>	Total Annual Budget	YTD Budget	YTD Actual	Variance	(% of YTD Budget)	Prior YTD Actual	Flux
				(\$ '000)			(Diff from Prior Year)
Personnel Services	154,058	37,925	36,940	1	97%	-	(36,940)
Purchased/ Contracted Services	1,300,157	450,039	357,329	93	79%	257,899	(99,430)
Supplies and Materials	546,431	136,608	116,360	20	85%	123,129	6,769
Transfers to Capital Fund	4,235,000	1,021,250	1,021,250	-	100%	556,250	(465,000)
Total Public Works	6,235,646	1,645,822	1,531,878	114	93%	937,278	(594,600)



<i>Public Works</i>	Total Annual Budget	YTD Budget	YTD Actual	Variance	(% of YTD Budget)	Prior YTD Actual	Flux
				(\$ '000)			(Diff from Prior Year)
Salaries	112,808	27,500	27,500	0	100%	-	(27,500)
Group Insurance	21,189	5,297	4,806	0	91%	-	(4,806)
Medicare	1,636	409	363	0	89%	-	(363)
Retirement	18,275	4,569	4,092	0	90%	-	(4,092)
Workers' Compensation	150	150	179	(0)	119%	-	(179)
Personnel Services	154,058	37,925	36,940	1	97%	-	(36,940)
Official/Admin Svcs	255,000	63,750	63,750	-	100%	63,750	-
Professional Services	96,850	54,213	54,932	(1)	101%	768	(54,164)
Tree Fund Expenses	92,534	68,134	71,115	(3)	104%	3,375	(67,740)
Professional Services	-	-	-	-	-	4,550	4,550
Technical Services	2,400	600	600	-	100%	600	-
Repairs & Maintenance	23,300	5,825	-	6	0%	-	-
R&M - Storm Damage Removal	105,000	76,250	67,228	9	88%	1,432	(65,796)
R&M - Street Maintenance	455,800	113,950	80,001	34	70%	110,449	30,448
R&M - Traffic Signals	221,000	55,250	12,010	43	22%	68,392	56,382
R&M - Right of Way Maint	40,000	10,000	6,308	4	63%	3,576	(2,733)
Claims	3,000	750	-	1	0%	810	810
Communications	1,400	350	197	0	56%	189	(8)
Advertising	1,000	250	801	(1)	320%	-	(801)
Printing & Binding	750	188	-	0	0%	-	-
Travel	1,323	331	386	(0)	117%	8	(378)
Purchased/ Contracted Services	1,300,157	450,039	357,329	93	79%	257,899	(99,430)
Supplies-Office	1,181	295	118	0	40%	115	(3)
Supplies-Road Materials	60,000	15,000	5,221	10	35%	14,051	8,830
Electricity	485,000	121,250	111,021	10	92%	108,963	(2,057)
Small Equipment	-	-	-	-	-	-	-
Supplies and Materials	546,431	136,608	116,360	20	85%	123,129	6,769
Transfers to Capital Fund	4,085,000	1,021,250	1,021,250	-	100%	525,000	(496,250)
Transfers to Grants Fund	150,000	-	-	-	-	31,250	31,250
Transfers to Capital Fund	4,235,000	1,021,250	1,021,250	-	100%	556,250	(465,000)
Total Public Works	6,235,646	1,645,822	1,531,878	114	93%	937,278	(594,600)

City of Dunwoody
YTD Statement of Revenues and
Expenses Through March 31, 2014

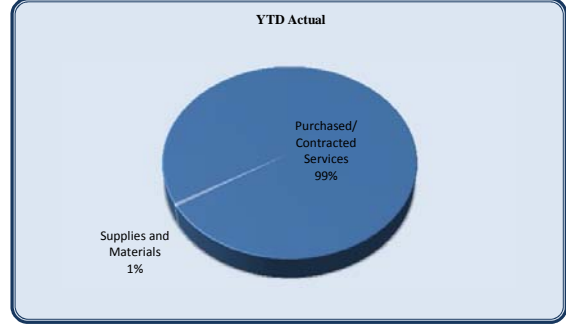
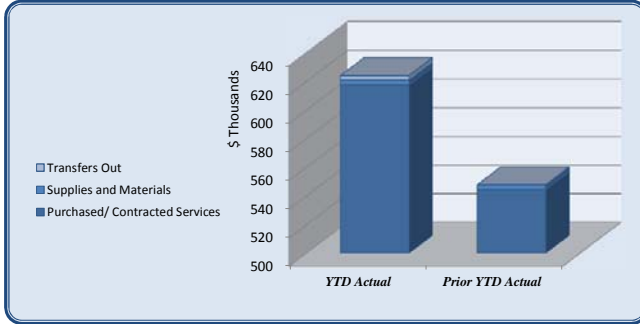
Parks and Recreation							
	Total Annual Budget	YTD Budget	YTD Actual	Variance (\$ '000)	(% of YTD Budget)	Prior YTD Actual	Flux (Diff from Prior Year)
Purchased/ Contracted Services	895,267	223,817	170,840	53	76%	148,428	(22,412)
Supplies and Materials	257,000	71,250	55,935	15	79%	30,659	(25,276)
Transfers Out	1,533,366	383,342	383,342	-	100%	613,841	230,499
Total Parks and Recreation	2,685,633	678,408	610,117	68	90%	792,928	182,811



Parks and Recreation							
	Total Annual Budget	YTD Budget	YTD Actual	Variance (\$ '000)	(% of YTD Budget)	Prior YTD Actual	Flux (Diff from Prior Year)
Official/Admin Svcs	125,000	31,250	31,250	0	100%	31,250	0
Professional Services	10,000	2,500	-	3	0%	-	-
R&M-Parks	724,267	181,067	139,350	42	77%	117,178	(22,171)
Rentals	2,000	500	-	1	0%	-	-
Property/Liability Insurance	32,100	8,025	-	8	0%	-	-
Communications	1,500	375	241	0	64%	126	(115)
Dues & Fees	400	100	-	0	0%	-	-
Purchased/ Contracted Services	895,267	223,817	170,840	53	76%	148,428	(22,412)
Supplies	93,000	23,250	10,855	12	47%	5,568	(5,286)
Utilities	156,000	46,000	45,080	1	98%	25,091	(19,989)
Small Equipment	8,000	2,000	-	2	0%	-	-
Supplies and Materials	257,000	71,250	55,935	15	79%	30,659	(25,276)
Transfers to Debt Service Fund	108,366	27,092	27,092	-	100%	27,092	0
Transfers to Capital Fund	1,425,000	356,250	356,250	-	100%	586,749	230,499
Transfers to Grants Fund	150,000	-	-	-	-	31,250	31,250
Transfers Out	1,533,366	383,342	383,342	-	100%	613,841	230,499
Total Parks and Recreation	2,685,633	678,408	610,117	68	90%	792,928	182,811

City of Dunwoody
YTD Statement of Revenues and
Expenses Through March 31, 2014

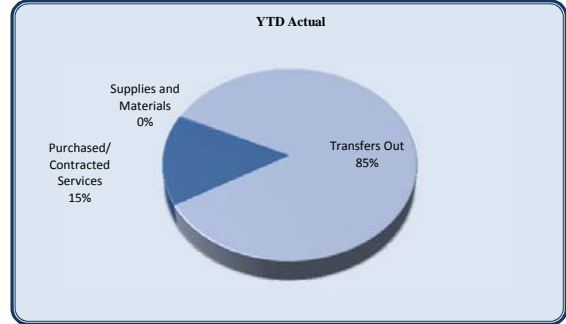
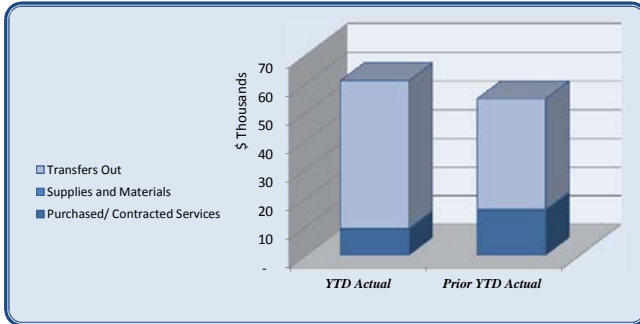
Community Development							
	Total Annual Budget	YTD Budget	YTD Actual	Variance (\$ '000)	(% of YTD Budget)	Prior YTD Actual	Flux (Diff from Prior Year)
Purchased/ Contracted Services	2,039,302	509,826	617,490	(108)	121%	544,503	(72,987)
Supplies and Materials	16,500	4,625	3,339	1	72%	3,323	(16)
Transfers Out	13,000	3,250	3,250	-	100%	-	(3,250)
Total Community Development	2,068,802	517,701	624,080	(106)	121%	547,826	(76,254)



Community Development							
	Total Annual Budget	YTD Budget	YTD Actual	Variance (\$ '000)	(% of YTD Budget)	Prior YTD Actual	Flux (Diff from Prior Year)
Official/Admin Svcs	1,587,000	396,750	569,384	(173)	144%	436,516	(132,868)
Professional Services	160,000	40,000	11,072	29	28%	38,934	27,862
Technical Services	134,250	33,563	12,214	21	36%	13,948	1,734
Repairs & Maintenance	128,120	32,030	15,347	17	48%	51,885	36,538
Rentals	-	-	1,080	(8)	-	521	(559)
Communications	3,532	883	99	1	11%	883	784
Advertising	18,000	4,500	2,306	2	51%	756	(1,550)
Printing & Binding	2,000	500	3,567	(5)	713%	484	(3,083)
Travel	3,000	750	6	1	1%	-	(6)
Dues & Fees	1,900	475	250	0	53%	575	325
Education & Training	1,500	375	2,165	(2)	577%	-	(2,165)
Purchased/ Contracted Services	2,039,302	509,826	617,490	(108)	121%	544,503	(72,987)
Supplies	11,500	3,375	3,280	0	97%	3,105	(176)
Food	1,000	250	-	0	0%	190	190
Books & Periodicals	2,500	625	59	1	9%	28	(31)
Small Equipment	1,500	375	-	0	0%	-	-
Supplies and Materials	16,500	4,625	3,339	1	72%	3,323	(16)
Transfers to Capital Fund	13,000	3,250	3,250	-	100%	-	(3,250)
Transfers Out	13,000	3,250	3,250	-	100%	-	(3,250)
Total Community Development	2,068,802	517,701	624,080	(106)	121%	547,826	(76,254)

City of Dunwoody
YTD Statement of Revenues and
Expenses Through March 31, 2014

<i>Economic Development</i>	Total Annual Budget	YTD Budget	YTD Actual	Variance (\$ '000)	(% of YTD Budget)	Prior YTD Actual	Flux (Diff from Prior Year)
Purchased/ Contracted Services	76,468	19,638	9,199	10	47%	15,719	6,520
Supplies and Materials	1,200	300	218	0	73%	273	55
Transfers Out	1,206,000	51,500	51,500	0	100%	38,610	(12,890)
Total Economic Development	1,283,668	71,438	60,917	11	85%	54,602	(6,315)



<i>Economic Development</i>	Total Annual Budget	YTD Budget	YTD Actual	Variance (\$ '000)	(% of YTD Budget)	Prior YTD Actual	Flux (Diff from Prior Year)
Professional Services	30,000	7,500	7,500	-	100%	7,500	-
Technical Services	7,000	1,750	-	2	0%	-	-
Communications	968	242	-	0	0%	-	-
Advertising	28,500	7,125	-	7	0%	4,696	4,696
Printing & Binding	3,500	875	-	1	0%	-	-
Travel	1,500	375	4	0	1%	-	(4)
Dues & Fees	4,305	1,076	1,000	0	93%	3,523	2,523
Education & Training	695	695	695	0	100%	-	(695)
Purchased/ Contracted Services	76,468	19,638	9,199	10	47%	15,719	6,520
Supplies	-	-	-	-	-	273	273
Food	1,200	300	218	0	73%	-	(218)
Supplies and Materials	1,200	300	218	0	73%	273	55
Transfers to Debt Service Fund	1,206,000	51,500	51,500	0	100%	38,610	(12,890)
Transfers Out	1,206,000	51,500	51,500	0	85%	54,602	(6,315)
Total Economic Development	1,283,668	71,438	60,917	11	85%	54,602	(6,315)

<i>Contingency</i>	Total Annual Budget	YTD Budget	YTD Actual	Variance (\$ '000)	(% of YTD Budget)	Prior YTD Actual	Flux (Diff from Prior Year)
Contingency	400,000	100,000	-	100	0%	-	-
Total Contingency	400,000	100,000	-	100	0%	-	-
Total General Fund Expenditures	24,982,675	6,301,027	5,607,283	694	89%	5,944,871	337,588
Total Revenues over/(under) Expenditures	425,001	(2,454,350)	(1,582,548)	872	64%	(3,199,687)	1,617,139

City of Dunwoody
YTD Statement of Revenues and
Expenses Through March 31, 2014

<i>E911 Fund</i>	Total Annual Budget	YTD Budget	YTD Actual	Variance	Prior YTD Actual	Flux
				(\$ '000)	(% of YTD Budget)	(Diff from Prior Year)
Revenues						
E911 Revenue	950,000	237,500	303,206	66	128%	252,415 (50,791)
Transfers In	251,655	62,914	17,417	(45)	28%	54,678 37,261
Total Revenues	1,201,655	300,414	320,623	20	107%	307,093 (13,530)
Expenditures						
Professional Services	-	-	-	-	-	-
Communications	108,738	27,185	51,873	(25)	191%	10,892 (40,981)
Machinery & Equipment	-	-	-	-	-	-
Intergovernmental-E911 (Chatcomm)	1,092,917	273,229	268,750	4	98%	268,750 -
Transfers Out-Debt	-	-	-	-	-	33,561 33,561
Total Expenditures	1,201,655	300,414	320,623	(20)	107%	313,203 (7,420)
Total Revenues over/(under) Expenditures	-	-	-	-	-	(6,110) (6,110)

#E.1.

City of Dunwoody
YTD Statement of Revenues and
Expenses Through March 31, 2014

<i>Hotel Excise Tax Fund</i>	Total Annual Budget	YTD Budget	YTD Actual	Variance	Prior YTD Actual	Flux
				(\$ '000)	(% of YTD Budget)	(Difference from Prior Year)
Revenues						
Hotel/Motel Tax	2,100,000	525,000	605,335	80	115%	477,309 (128,026)
Interest Revenue	-	-	3	0		20 17
Total Revenues	2,100,000	525,000	605,338	80	115%	477,329 (128,009)
Expenditures						
Transfers to General Fund	1,260,000	315,000	363,201	(48)	115%	286,385 (76,816)
Transfers to Component Unit - CVBD	840,000	210,000	242,134	(32)	115%	190,924 (51,210)
Total Expenditures	2,100,000	525,000	605,335	(80)	115%	477,309 (128,026)
Total Revenues over/(under) Expenditures	-	-	3	0		20 17

City of Dunwoody
 YTD Statement of Revenues and
 Expenses Through March 31, 2014

<i>Motor Vehicle Rental Excise Tax Fund</i>	Total Annual Budget	YTD Budget	YTD Actual	Variance	Prior YTD Actual	Flux	
				(\$ '000)	(% of YTD Budget)	(Difference from Prior Year)	
Revenues							
MV Rental Excise Tax	98,000	24,500	22,565	(2)	92%	23,131	565
Total Revenues	98,000	24,500	22,565	(2)	92%	23,131	565
Expenditures							
Transfers to General Fund	98,000	24,500	22,565	2	92%	23,131	565
Total Expenditures	98,000	24,500	22,565	2	92%	23,131	565
Total Revenues over/(under) Expenditures	-	-	-	-		-	-

City of Dunwoody
YTD Statement of
Expenses Through March 31, 2014

<i>Capital Projects Fund</i>	Original Budget	Adjustments/ Amendments	Total Project Budget	Spent in Prior Years	Spent in Current Year	Total Spent to Date	Project Balance
Expenditures							
Courtroom and Council AV	140,400	-	140,400	(127,191)	-	(127,191)	13,209
Emergency BackUp/Disaster Recovery System	35,000	1,880	36,880	(34,290)	-	(34,290)	2,589
Disaster Recovery COMPLETED 2012	22,049	(1,880)	20,169	(20,169)	-	(20,169)	0
Network Access Control	15,000	-	15,000	-	(16,211)	(16,211)	(1,211)
Off-site Replication of Servers for Disaster Recovery	51,875	-	51,875	-	-	-	51,875
Unified Communications Upgrade to provide for Redundancy	47,500	-	47,500	-	(4,225)	(4,225)	43,275
Website Redesign and Replacement	65,000	-	65,000	-	(24,824)	(24,824)	40,176
Information Technology	401,424	0	401,424	(206,251)	(45,260)	(251,511)	149,913
Initial Setup COMPLETED 2011	3,516,000	75,215	3,591,215	(3,592,546)	-	(3,592,546)	(1,331)
City Hall Design & Engineering Prefunding	100,000	-	100,000	-	-	-	100,000
Programming Study for Future City Hall	50,000	-	50,000	-	-	-	50,000
Facilities Improvement Partnership Program (2013 FIPP)	250,000	33,500	283,500	(51,385)	(17,377)	(68,762)	214,738
Facilities Improvement Partnership Program (2014 FIPP)	250,000	(33,500)	216,500	-	-	-	216,500
City Hall Reconfiguration for Efficiency	31,500	-	31,500	-	(17,084)	(17,084)	14,416
Facilities	4,197,500	75,215	4,272,715	(3,643,931)	(34,461)	(3,678,392)	594,323
Fixed LPR & Mobile LPR	119,875	-	119,875	(49,459)	-	(49,459)	70,416
Panoscan ABANDONED	43,000	-	43,000	-	-	-	43,000
Code Red	24,500	-	24,500	(18,875)	-	(18,875)	5,625
Vehicle Replacement	1,500,000	-	1,500,000	(91,653)	-	(91,653)	1,408,347
Police Machinery & Equipment COMPLETED 2011	200,800	-	200,800	(168,406)	-	(168,406)	32,394
Spare Patrol Unit COMPLETED 2012	45,000	-	45,000	(40,209)	-	(40,209)	4,791
North Metro SWAT night vision COMPLETED 2012	20,300	-	20,300	(20,172)	-	(20,172)	128
Daily Report Software	12,400	-	12,400	-	-	-	12,400
Crime Analysis Plus COMPLETED 2012	21,300	-	21,300	(1,820)	-	(1,820)	19,480
Forensic Computer Software COMPLETED 2012	13,050	-	13,050	(9,772)	-	(9,772)	3,278
Brook Run Surveillance Camera System	113,000	-	113,000	(67,875)	-	(67,875)	45,125
Crime Response Team & Prisoner Transport Equipment COMPLETED 2013	238,009	-	238,009	(232,211)	-	(232,211)	5,798
New Position-Detective Machinery & Equipment	30,000	-	30,000	-	(5,234)	(5,234)	24,766
AFIS Automated Fingerprint Identification System	54,398	-	54,398	-	-	-	54,398
Police Department	2,435,632	-	2,435,632	(700,452)	(5,234)	(705,686)	1,729,946
2009 General Infrastructure COMPLETED 2011	400,000	(127,515)	272,485	(119,600)	-	(119,600)	152,885
Dunwoody Village TE Project	2,100,000	(431,218)	1,668,782	(303,918)	(3,042)	(306,960)	1,361,822
Road Resurfacing	8,881,000	65,104	8,946,104	(6,887,457)	(3,550)	(6,891,007)	2,055,097
New Sidewalks and ADA Ramps	2,030,000	45,000	2,075,000	(1,319,909)	(1,912)	(1,321,821)	753,179
Traffic Calming Radar Signs	100,000	-	100,000	(11,650)	-	(11,650)	88,350
N. Peachtree Rd/Tilly Mill Intersection Improvement	2,100,000	-	2,100,000	(274,791)	(18,406)	(293,197)	1,806,803
Mt. Vernon Rd/Vermack Intersection Improvement	175,000	106,000	281,000	(51,598)	(21,682)	(73,280)	207,720
Womack/Vermack Intersection Improvement	200,000	-	200,000	(69,912)	-	(69,912)	130,088
Austin Radar Signs COMPLETED 2011	15,000	-	15,000	(8,479)	-	(8,479)	6,521
PW Management Software COMPLETED 2012	90,000	-	90,000	(85,544)	-	(85,544)	4,456
Wayfinding	150,000	-	150,000	(38,718)	-	(38,718)	111,282
D&E for Future Road Projects ALLOCATED 2013	150,000	(150,000)	-	-	-	-	-
Chamblee Dunwoody & Spalding Drive	120,000	55,000	175,000	(6,000)	(16,519)	(22,519)	152,481
School Pedestrian Safety Improvements	-	40,000	40,000	-	(30,816)	(30,816)	9,184
Concept Funding-Tilly Mill at Mt. Vernon Place	25,000	-	25,000	-	-	-	25,000
Concept Funding-Mt. Vernon at Tilly Mill	25,000	-	25,000	-	-	-	25,000
Concept Funding-Chamblee Dunwoody at Peeler	50,000	-	50,000	-	-	-	50,000
Intelligent Traffic System (ITS)-adding signals to network	85,000	-	85,000	-	-	-	85,000
Partial Construction Funding-Chamblee Dunwoody Rd from Cambridge to Valley View	800,000	-	800,000	-	-	-	800,000
Public Works	17,496,000	(397,630)	17,098,370	(9,177,575)	(95,927)	(9,273,502)	7,824,869

City of Dunwoody
YTD Statement of
Expenses Through March 31, 2014

#E.1.

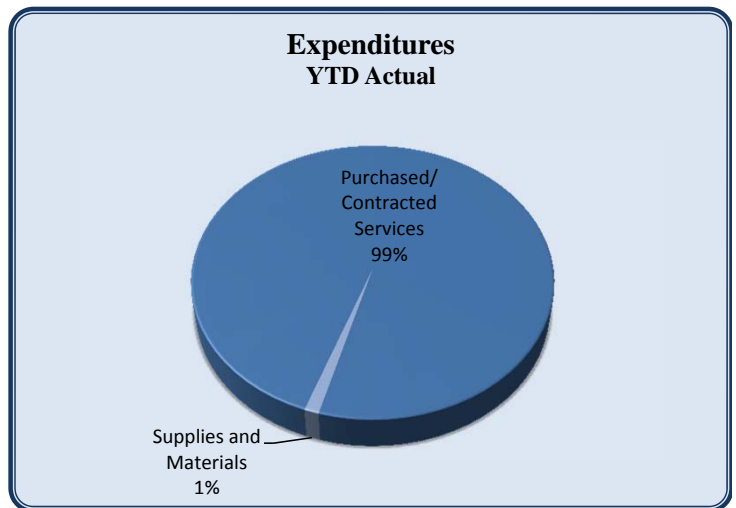
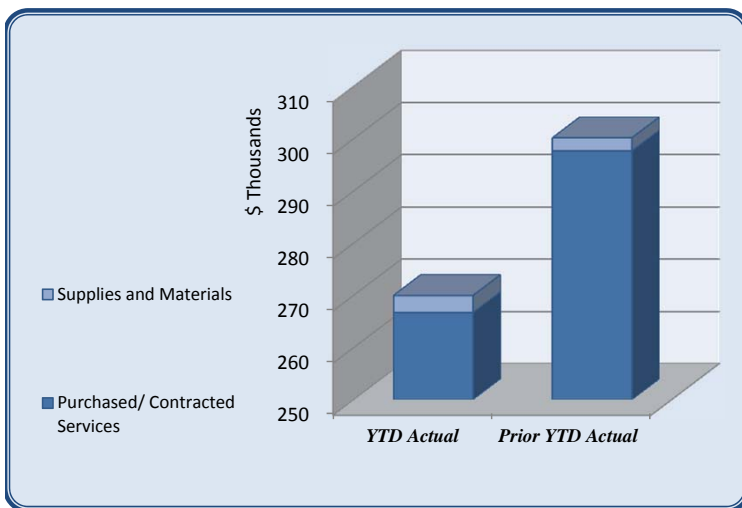
<i>Capital Projects Fund</i>	Original Budget	Adjustments/ Amendments	Total Project Budget	Spent in Prior Years	Spent in Current Year	Total Spent to Date	Project Balance
Expenditures							
Project Renaissance	13,491,000	2,673,635	16,164,635	(15,083,832)	(220,616)	(15,304,448)	860,188
Brook Run Demo	400,000	-	400,000	(89,310)	(5,850)	(95,160)	304,840
Brook Run Park Improvements	150,000	-	150,000	(111,114)	-	(111,114)	38,886
Brook Run Trail	572,010	823,612	1,395,622	(430,809)	(81,181)	(511,990)	883,631
Nancy Creek Greenway	25,000	-	25,000	(17,463)	-	(17,463)	7,538
Dunwoody Gateway Market Installation	150,000	-	150,000	-	-	-	150,000
Donaldson Chesnut Facility Stabilization	226,000	-	226,000	-	-	-	226,000
NDCAC Roof Replacement COMPLETED 2014	350,000	-	350,000	(260,000)	(90,516)	(350,516)	(516)
Design for Future Parks Trails Projects	25,000	-	25,000	-	-	-	25,000
Brook Run Dog Park Relocation	195,000	-	195,000	(30,088)	(5,180)	(35,268)	159,732
Dunwoody Park Parking Lot Resurfacing	100,000	-	100,000	-	-	-	100,000
Windwood Hollow Park Playground Replacement	125,000	-	125,000	-	-	-	125,000
Emergency Notification System for Brook Run Park and Dunwoody Park	85,000	-	85,000	-	-	-	85,000
Parks	15,894,010	3,497,247	19,391,257	(16,022,616)	(403,344)	(16,425,960)	2,965,297
GIS Webviewer	75,000	-	75,000	(22,457)	-	(22,457)	52,543
Plotter Purchase	20,000	-	20,000	(3,048)	(762)	(3,810)	16,190
GIS Mobile Collection Unit	13,000	-	13,000	-	-	-	13,000
Community Development	108,000	-	108,000	(25,505)	(762)	(26,267)	81,733
Total	40,532,566	3,174,833	43,707,399	(29,776,329)	(584,989)	(30,361,318)	13,346,081

City of Dunwoody
YTD Statement of Revenues and
Expenses Through March 31, 2014

<i>Debt Service Fund</i>	Total Annual Budget	YTD Budget	YTD Actual	Variance	Prior YTD Actual	Flux
				(\$ '000)	(% of YTD Budget)	(Difference from Prior Year)
Revenues						
Transfers from General Fund	1,314,367	78,592	78,592	(0)	100%	740,755
Transfers from E911 Fund	-	-	-	-		33,561
Residual Equity Transfer In	-	-	-	-		-
Total Revenues	1,314,367	78,592	78,592	(0)	100%	774,316
Expenditures						
Lease Principal	1,227,333	56,833	58,019	(1)	102%	725,625
Lease Interest	86,755	21,689	20,502	1	95%	61,511
Transfers Out - CU	-	-	-	-		-
Total Expenditures	1,314,088	78,522	78,522	0	100%	787,136
Total Revenues over/(under) Expenditures	279	70	70	-	100%	(12,820)
						(12,890)

City of Dunwoody
YTD Statement of Revenues and
Expenses Through March 31, 2014

<i>Stormwater fund</i>	Total Annual Budget	YTD Budget	YTD Actual	Variance	Prior YTD Actual	Flux
				(\$ '000)	(% of YTD Budget)	(Difference from Prior Year)
Revenues						
Stormwater Utility Charges	1,815,316	453,829	2,708	(451)	1%	9,541
Interest Revenue	500	125	324	0	259%	358
Residual Equity Transfer In	-	-	-	-	-	-
Total Revenues	1,815,816	453,954	3,032	(451)	1%	10,223
Expenditures						
Official/Admin Svcs	120,000	30,000	30,000	-	100%	-
Professional Services-Stormwater	140,000	35,000	67	35	0%	36,075
Repairs & Maintenance	1,500,000	375,000	236,649	138	63%	(5,517)
Rep & Maint-Riprap Program	12,000	3,000	-	3	0%	470
Insurance Claims	-	-	-	-	-	-
Printing & Binding	1,000	250	-	0	0%	-
Dues & Fees	500	125	-	0	0%	-
Purchased/ Contracted Services	1,773,500	443,375	266,716	177	60%	30,961
Supplies	30,000	7,500	3,223	4	43%	(761)
Books & Periodicals	500	125	-	0	0%	-
Small Equipment	-	-	-	-	-	-
Supplies and Materials	30,500	7,625	3,223	4	42%	(761)
Bad Debt Expense-Stormwater	-	-	-	-	-	-
Contingency	-	-	-	-	-	-
Depreciation	-	-	-	-	-	-
Total Expenditures	1,804,000	451,000	269,939	181	60%	300,139
Total Revenues over/(under) Expenditures	11,816	2,954	(266,907)	(270)	-9035%	(289,916)



Convention Visitors' Bureau of Dunwoody
Monthly Statement of Revenues and Expenses
March 31, 2014

CVB of Dunwoody	Total Annual		Variance		Prior YTD Actual
	Budget	YTD Budget	YTD Actual	(% of YTD Budget)	
Fund Balance	-	-	-		
Revenues					
Interest Revenue	1,152	288	309	107%	308
Other Revenue	-	-	-		634
Tax Revenue	843,807	210,952	242,134	115%	190,924
Total Revenues	844,959	211,240	242,443	115%	191,866
Expenditures					
<i>Employees/Personnel</i>					
Salaries	245,422	48,885	43,465	89%	40,825
Benefits	30,503	6,765	4,176	62%	5,574
Payroll Taxes	24,542	4,889	4,147	85%	3,981
Unemployment	-	-	-		-
Medic	-	-	-		-
<i>Total Employees/Personnel Expenditures</i>	300,467	60,539	51,788	86%	50,380
<i>Administrative</i>					
Depreciation Expense	-	-	-		-
Legal & Professional Fees	18,835	7,765	2,250	29%	1,237
Rent	41,589	10,371	10,371	100%	10,068
Employee Development	6,680	1,880	2,665	142%	750
Equipment Lease	1,826	438	437	100%	427
IT Support	3,600	1,150	834	72%	425
Insurance	4,676	-	-		91
Postage/Courier/Ovenight Mail	-	-	-		-
Telephone/Internet	7,242	1,698	1,633	96%	1,440
Licenses & Fees	3,530	1,200	305	25%	228
Miscellaneous	2,160	540	32	6%	-
Office Expense	2,400	600	325	54%	503
Vehicle Expenses	-	-	-		-
Meals & Meeting Expenses	3,510	855	1,171	137%	632
Travel	6,000	1,500	404	27%	296
Small Equipment	6,000	3,000	4,110	137%	1,675
Furniture & Fixtures	1,000	-	-		-
<i>Total Administrative Expenditures</i>	109,048	30,997	24,538	79%	17,772
<i>Marketing</i>					
Research	-	-	-		-
Graphic Design	36,000	9,000	9,000	100%	13,637
Public Relations	11,500	8,500	-	0%	-
Website Management	13,983	7,377	7,952	108%	5,702
Website Marketing	42,000	10,500	8,500	81%	3,000
Advertising - Print	70,000	17,000	4,074	24%	39,925
Advertising - Digital	70,000	17,000	19,670	116%	7,904
Printing	12,000	3,000	3,737	125%	3,670
Postage/Courier/Ovenight Mail	2,720	600	134	22%	246
Travel	-	-	(35)		-
Dues & Subscriptions	8,641	315	217	69%	5,567
Memberships	9,960	8,260	5,945	72%	8,090
Customer Relationship Management Tool	12,000	-	-		-
Photography	2,000	500	450	90%	-
Meals & Entertainment	-	-	127		-
Miscellaneous	1,800	450	-	0%	128
<i>Total Marketing Expenditures</i>	292,604	82,502	59,772	72%	87,868
<i>Promotional</i>					
Community Development	17,550	3,900	12,848	329%	7,534
Conventions and Trade Shows	22,290	6,095	5,000	82%	7,114
Event Hosting & Site Visits	14,800	3,450	39	1%	550
Sponsorships	20,000	5,000	1,000	20%	750
Meals and Business Development	3,000	750	495	66%	127
Meeting Bids and Incentives	8,000	2,000	-	0%	189
Promotions	20,000	3,000	2,279	76%	50
Travel	13,200	3,300	1,899	58%	2,082
Promotional Materials	24,000	6,000	2,249	37%	4,182
<i>Total Promotional Expenditures</i>	142,840	33,495	25,809	77%	22,579
Total Expenditures	844,959	207,533	161,907	78%	178,600
Total Revenues over/(under) Expenditures	-	3,707	80,536	2173%	13,266

Convention & Visitors' Bureau of Dunwoody
Fund 950 Balance Sheet
As of March 31st, 2014

Description	Balance	
<u>Assets</u>		
Bank of N Ga-Reserve Acct	151,441.58	
Piedmont Bank Checking Acct	103,448.86	
Piedmont Prime Money Mkt Acct	125,323.26	
BB&T Money Market Afct	225,292.47	
Cash in Banks		<u>605,506.17</u>
Due from Other Funds-100	0.00	
Due from other Funds-275	87,331.59	
Prepaid Items	10,269.34	<u>97,600.93</u>
 Total Current Assets		 <u>703,107.10</u>
Capital Assets/Mach & Equip	14,499.97	
Accum Depreciation-Mach & Equip	(7,552.02)	
Non-Current Prepaid Items	3,258.33	<u>10,206.28</u>
 Total Non-Current Assets		 <u>10,206.28</u>
 Total Assets		 <u><u>713,313.38</u></u>
 <u>Liabilities</u>		
Accounts Payable	26,578.06	
Accrued Expenses	0.00	
Salaries & Wages Payable	0.00	
State Withholding Payable	0.00	
IRA Deductions Payable	0.00	
Due to General Fund	0.00	
Due to Other Funds-275	0.00	
Non-Current Liabilities	0.00	
Total Liabilities		<u>26,578.06</u>
 <u>Equity</u>		
Fund Balance Restricted-CVB	356,199.69	
Fund Balance Assigned-Oper Res	100,000.00	
Fund Balance Assigned-Bldg Cap	150,000.00	
Total Beginning Equity	<u>606,199.69</u>	
 Total Revenues	 242,443.10	
Total Expenses	<u>161,907.47</u>	
Total Revenue Over/(Under) Expenses	80,535.63	
 Total Equity & Rev. Over/(Under) Exp.		 <u>686,735.32</u>
 Total Liabilities, Equities, & Rev. Over/(Under) Exp.		 <u><u>713,313.38</u></u>

VENDOR #E.1. 01 City of Dunwoody, GA
 BANK * ALL BANKS

DATE RANGE: 1/01/2014 THRU 3/31/2014

VENDOR I.D.	NAME	STATUS	CHECK DATE	AMOUNT	DISCOUNT	CHECK NO	CHECK STATUS	CHECK AMOUNT
001257	GMCCC							
	C-CHECK	VOIDED	V 1/24/2014			017437		225.00CR
1	DAVIS, JEANNE T	VOIDED						
	C-CHECK	VOIDED	V 1/10/2014			202531		15.00CR

* * T O T A L S * *

	NO	INVOICE AMOUNT	DISCOUNTS	CHECK AMOUNT
REGULAR CHECKS:	0	0.00	0.00	0.00
HAND CHECKS:	0	0.00	0.00	0.00
DRAFTS:	0	0.00	0.00	0.00
EFT:	0	0.00	0.00	0.00
NON CHECKS:	0	0.00	0.00	0.00
VOID CHECKS:	2 VOID DEBITS	0.00		
	VOID CREDITS	240.00CR	240.00CR	0.00

TOTAL ERRORS: 0

	NO	INVOICE AMOUNT	DISCOUNTS	CHECK AMOUNT
VENDOR SET: 01 BANK: * TOTALS:	2	0.00	0.00	0.00
BANK: * TOTALS:	2	0.00	0.00	0.00

VENDOR SET: 01 City of Dunwoody, GA
 BANK: 01 Suntrust Concentration
 DATE RANGE: 1/01/2014 THRU 3/31/2014

#E.1.

VENDOR I.D.	NAME	STATUS	CHECK DATE	AMOUNT	DISCOUNT	CHECK NO	CHECK STATUS	CHECK AMOUNT
001145	ETS Corporation							
I-Dec 2013	ETS Corporation	D	1/10/2014			000000		
100 1516.523900.00	Merchant Services	ETS Corporation		1,301.29				1,301.29
001145	ETS Corporation							
I-January 2014	ETS Corporation	D	2/21/2014			000000		
100 1516.523900.00	Merchant Services	ETS Corporation		1,633.13				1,633.13
001145	ETS Corporation							
I-February 2014	ETS Corporation	D	2/28/2014			000000		
100 1516.523900.00	Merchant Services	ETS Corporation		1,477.44				1,477.44
001145	ETS Corporation							
I-March 2014	ETS Corporation	D	3/31/2014			000000		
100 1516.523900.00	Merchant Services	ETS Corporation		1,670.13				1,670.13
001615	PNC Bank, N. A.							
I-Jan 2014	PNC Bank, N. A.	D	1/10/2014			000000		
405 8000.582200.01	Lease Interest	PNC Bank, N. A.		4,198.38				
405 8000.581200.01	Lease Principal	PNC Bank, N. A.		12,945.06				
I-January 2014	PNC Bank, N. A.	D	1/10/2014			000000		
405 8000.582200.01	Lease Interest	PNC Bank, N. A.		2,811.66				
405 8000.581200.01	Lease Principal	PNC Bank, N. A.		6,218.86				26,173.96
001615	PNC Bank, N. A.							
I-Feb 2014	PNC Bank, N. A.	D	1/24/2014			000000		
405 8000.582200.01	Lease Interest	PNC Bank, N. A.		4,167.67				
405 8000.581200.01	Lease Principal	PNC Bank, N. A.		12,975.77				
I-February 2014	PNC Bank, N. A.	D	1/24/2014			000000		
405 8000.582200.01	Lease Interest	PNC Bank, N. A.		2,811.66				
405 8000.581200.01	Lease Principal	PNC Bank, N. A.		6,218.86				26,173.96
001615	PNC Bank, N. A.							
I-Mar 2014	PNC Bank, N. A.	D	2/21/2014			000000		
405 8000.582200.01	Lease Interest	PNC Bank, N. A.		2,811.66				
405 8000.581200.01	Lease Principal	PNC Bank, N. A.		6,218.86				
I-March 2014	PNC Bank, N. A.	D	2/21/2014			000000		
405 8000.582200.01	Lease Interest	PNC Bank, N. A.		3,732.59				
405 8000.581200.01	Lease Principal	PNC Bank, N. A.		13,410.85				26,173.96
001615	PNC Bank, N. A.							
I-Apr 14	PNC Bank, N. A.	D	3/31/2014			000000		
405 8000.582200.01	Lease Interest	PNC Bank, N. A.		2,780.51				
405 8000.581200.01	Lease Principal	PNC Bank, N. A.		6,250.01				
I-April 2014	PNC Bank, N. A.	D	3/31/2014			000000		
405 8000.582200.01	Lease Interest	PNC Bank, N. A.		4,116.71				
405 8000.581200.01	Lease Principal	PNC Bank, N. A.		13,026.73				26,173.96

VENDOR: 01 City of Dunwoody, GA
#E.1.
BANK: 01 Suntrust Concentration
DATE RANGE: 1/01/2014 THRU 3/31/2014

VENDOR I.D.	NAME	STATUS	CHECK DATE	AMOUNT	DISCOUNT	CHECK NO	CHECK STATUS	CHECK AMOUNT
-------------	------	--------	------------	--------	----------	----------	--------------	--------------

* * T O T A L S * *	NO	INVOICE AMOUNT	DISCOUNTS	CHECK AMOUNT
REGULAR CHECKS:	0	0.00	0.00	0.00
HAND CHECKS:	0	0.00	0.00	0.00
DRAFTS:	8	110,777.83	0.00	110,777.83
EFT:	0	0.00	0.00	0.00
NON CHECKS:	0	0.00	0.00	0.00
VOID CHECKS:	0	VOID DEBITS 0.00		
		VOID CREDITS 0.00	0.00	0.00

TOTAL ERRORS: 0

** G/L ACCOUNT TOTALS **

G/L ACCOUNT	NAME	AMOUNT
100 1516.523900.00	Merchant Services	6,081.99
	*** FUND TOTAL ***	6,081.99
405 8000.581200.01	Lease Principal	77,265.00
405 8000.582200.01	Lease Interest	27,430.84
	*** FUND TOTAL ***	104,695.84

VENDOR SET: 01 BANK: 01	TOTALS:	NO	INVOICE AMOUNT	DISCOUNTS	CHECK AMOUNT
		8	110,777.83	0.00	110,777.83
BANK: 01	TOTALS:	8	110,777.83	0.00	110,777.83

VENDOR SET: 01 City of Dunwoody, GA

BANK: 02 Suntrust Payroll Account

DATE RANGE: 1/01/2014 THRU 3/31/2014

#E.1.

VENDOR I.D.	NAME	STATUS	CHECK DATE	AMOUNT	DISCOUNT	CHECK NO	CHECK STATUS	CHECK AMOUNT
000022	ADP							
I-431042625	ADP	D	1/24/2014			000000		
100 1512.521200.00	Professional Services	ADP		453.00				453.00
000022	ADP							
I-431728664	ADP	D	2/07/2014			000000		
100 1512.521200.00	Professional Services	ADP		495.00				495.00
000022	ADP							
I-432392664	ADP	D	2/20/2014			000000		
100 1512.521200.00	Professional Services	ADP		517.45				517.45
000022	ADP							
I-432349753	ADP	D	2/21/2014			000000		
100 1512.521200.00	Professional Services	ADP		447.75				447.75
000022	ADP							
I-433137461	ADP	D	2/28/2014			000000		
100 1512.521200.00	Professional Services	ADP		495.00				495.00
000022	ADP							
I-433618106	ADP	D	3/14/2014			000000		
100 1512.521200.00	Professional Services	ADP		453.00				453.00
000022	ADP							
I-434315415	ADP	D	3/28/2014			000000		
100 1512.521200.00	Professional Services	ADP		489.75				489.75
000022	ADP							
I-432738777	ADP	R	3/07/2014			000107		
100 1512.521200.00	Professional Services	ADP		750.00				750.00
000022	ADP							
I-9973212-00	ADP	R	3/21/2014			000108		
100 1512.521200.00	Professional Services	ADP		26.78				26.78

* * T O T A L S * *	NO	INVOICE AMOUNT	DISCOUNTS	CHECK AMOUNT
REGULAR CHECKS:	2	776.78	0.00	776.78
HAND CHECKS:	0	0.00	0.00	0.00
DRAFTS:	7	3,350.95	0.00	3,350.95
EFT:	0	0.00	0.00	0.00
NON CHECKS:	0	0.00	0.00	0.00
VOID CHECKS:	0	VOID DEBITS 0.00		
		VOID CREDITS 0.00	0.00	0.00

TOTAL ERRORS: 0

VEN#E.1. 01 City of Dunwoody, GA
BANK. 02 Suntrust Payroll Account
DATE RANGE: 1/01/2014 THRU 3/31/2014

** G/L ACCOUNT TOTALS **

G/L ACCOUNT	NAME	AMOUNT
100 1512.521200.00	Professional Services	4,127.73
	*** FUND TOTAL ***	4,127.73

VENDOR SET:	BANK:	TOTALS:	NO	INVOICE AMOUNT	DISCOUNTS	CHECK AMOUNT
01	02	TOTALS:	9	4,127.73	0.00	4,127.73
BANK: 02	TOTALS:		9	4,127.73	0.00	4,127.73

VENDOR SET: 01 City of Dunwoody, GA
 BANK: 03 Suntrust Disbursement Acc
 DATE RANGE: 1/01/2014 THRU 3/31/2014

#E.1.

VENDOR I.D.	NAME	STATUS	CHECK DATE	AMOUNT	DISCOUNT	CHECK NO	CHECK STATUS	CHECK AMOUNT
000022	ADP							
I-430022443	ADP	D	1/10/2014			000000		
100 1512.521200.00	Professional Services	ADP		458.25				458.25
000025	Clark Patterson Lee							
I-29	Clark Patterson Lee	D	1/24/2014			000000		
100 7000.521100.01	Official/Admin Svcs	Clark Patterson Lee		164,327.79				164,327.79
000025	Clark Patterson Lee							
I-30	Clark Patterson Lee	D	2/07/2014			000000		
100 7000.521100.01	Official/Admin Svcs	Clark Patterson Lee		132,250.00				132,250.00
000025	Clark Patterson Lee							
I-31	Clark Patterson Lee	D	2/28/2014			000000		
100 7000.521100.01	Official/Admin Svcs	Clark Patterson Lee		132,250.00				132,250.00
000025	Clark Patterson Lee							
I-32	Clark Patterson Lee	D	3/31/2014			000000		
100 7000.521100.01	Official/Admin Svcs	Clark Patterson Lee		132,250.00				132,250.00
000029	Lowe Engineers. LLC							
I-14575	Lowe Engineers. LLC	D	2/07/2014			000000		
100 4100.521100.01	Official/Admin Svcs	Lowe Engineers. LLC		21,250.00				
100 6200.521100.01	Official/Admin Svcs	Lowe Engineers. LLC		10,416.65				
560 4320.521100.01	Official/Admin Svcs	Lowe Engineers. LLC		10,000.00				41,666.65
000029	Lowe Engineers. LLC							
I-14615	Lowe Engineers. LLC	D	2/10/2014			000000		
100 4100.521100.01	Official/Admin Svcs	Lowe Engineers. LLC		21,250.00				
100 6200.521100.01	Official/Admin Svcs	Lowe Engineers. LLC		10,416.65				
560 4320.521100.01	Official/Admin Svcs	Lowe Engineers. LLC		10,000.00				41,666.65
000029	Lowe Engineers. LLC							
I-14674	Lowe Engineers. LLC	D	3/10/2014			000000		
100 4100.521100.01	Official/Admin Svcs	Lowe Engineers. LLC		21,250.00				
100 6200.521100.01	Official/Admin Svcs	Lowe Engineers. LLC		10,416.65				
560 4320.521100.01	Official/Admin Svcs	Lowe Engineers. LLC		10,000.00				41,666.65
000073	JAT Consulting Services, Inc							
I-25	JAT Consulting Services, Inc	D	2/07/2014			000000		
100 1511.521100.01	Official/Admin Svcs	JAT Consulting Servi		104,166.42				104,166.42
000073	JAT Consulting Services, Inc							
I-26	JAT Consulting Services, Inc	D	3/01/2014			000000		
100 1511.521100.01	Official/Admin Svcs	JAT Consulting Servi		104,166.42				104,166.42

VEN#E.1. 01 City of Dunwoody, GA
 BANK. 03 Suntrust Disbursement Acc

DATE RANGE: 1/01/2014 THRU 3/31/2014

VENDOR I.D.	NAME	STATUS	CHECK DATE	AMOUNT	DISCOUNT	CHECK NO	CHECK STATUS	CHECK AMOUNT
000094	WEX BANK							
I-35168214	WEX BANK	D	1/10/2014			000000		
100 3200.531270.00	Gasoline	WEX BANK		3,280.99				3,280.99
000137	Medcom Services, Inc							
I-01/04/2014	Medcom Services, Inc	D	1/10/2014			000000		
100 0000.121300.16	Flex Spending Ded Payable	Medcom Services, Inc		390.33				
I-12/21/2013	Medcom Services, Inc	D	1/10/2014			000000		
100 0000.121300.16	Flex Spending Ded Payable	Medcom Services, Inc		562.30				952.63
000137	Medcom Services, Inc							
I-01/11/2014	Medcom Services, Inc	D	1/24/2014			000000		
100 0000.121300.16	Flex Spending Ded Payable	Medcom Services, Inc		2,784.15				
I-01/18/2014	Medcom Services, Inc	D	1/24/2014			000000		
100 0000.121300.16	Flex Spending Ded Payable	Medcom Services, Inc		350.06				3,134.21
000137	Medcom Services, Inc							
I-02-01-2014	Medcom Services, Inc	D	2/07/2014			000000		
100 0000.121300.16	Flex Spending Ded Payable	Medcom Services, Inc		1,250.23				1,250.23
000137	Medcom Services, Inc							
I-02/08/2014	Medcom Services, Inc	D	2/21/2014			000000		
100 0000.121300.16	Flex Spending Ded Payable	Medcom Services, Inc		1,575.18				
I-02/15/2014	Medcom Services, Inc	D	2/21/2014			000000		
100 0000.121300.16	Flex Spending Ded Payable	Medcom Services, Inc		930.76				2,505.94
000137	Medcom Services, Inc							
I-02.22.2014	Medcom Services, Inc	D	2/22/2014			000000		
100 0000.121300.16	Flex Spending Ded Payable	Medcom Services, Inc		773.00				773.00
000137	Medcom Services, Inc							
I-2.28.2014	Medcom Services, Inc	D	2/28/2014			000000		
100 0000.121300.16	Flex Spending Ded Payable	Medcom Services, Inc		957.38				957.38
000137	Medcom Services, Inc							
I-03.08.2014	Medcom Services, Inc	D	3/08/2014			000000		
100 0000.121300.16	Flex Spending Ded Payable	Medcom Services, Inc		499.62				499.62
000137	Medcom Services, Inc							
I-03.15.2014	Medcom Services, Inc	D	3/15/2014			000000		
100 0000.121300.16	Flex Spending Ded Payable	Medcom Services, Inc		993.76				993.76
000137	Medcom Services, Inc							
I-03/22/2014	Medcom Services, Inc	D	3/22/2014			000000		
100 0000.121300.16	Flex Spending Ded Payable	Medcom Services, Inc		2,056.54				2,056.54

VENDOR SET: 01 City of Dunwoody, GA
 BANK: 03 Suntrust Disbursement Acc
 DATE RANGE: 1/01/2014 THRU 3/31/2014

#E.1.

VENDOR I.D.	NAME	STATUS	CHECK DATE	AMOUNT	DISCOUNT	CHECK NO	CHECK STATUS	CHECK AMOUNT
000271	Georgia Bureau of Investigatio							
I-365-246082	Georgia Bureau of Investigatio	D	2/07/2014			000000		
100 3200.521300.00	Technical Svcs		Georgia Bureau of In	177.00				177.00
000271	Georgia Bureau of Investigatio							
I-059-247032	Georgia Bureau of Investigatio	D	3/01/2014			000000		
100 3200.521300.00	Technical Svcs		Georgia Bureau of In	177.00				177.00
001419	Mulcahy Accounting & Risk Cons							
I-2014-1	Mulcahy Accounting & Risk Cons	D	1/24/2014			000000		
100 1511.521200.00	Professional Services		Mulcahy Accounting &	1,291.66				1,291.66
001419	Mulcahy Accounting & Risk Cons							
I-2014-2	Mulcahy Accounting & Risk Cons	D	2/21/2014			000000		
100 1511.521200.00	Professional Services		Mulcahy Accounting &	1,291.66				1,291.66
001419	Mulcahy Accounting & Risk Cons							
I-2014-3	Mulcahy Accounting & Risk Cons	D	3/22/2014			000000		
100 1511.521200.00	Professional Services		Mulcahy Accounting &	1,291.66				1,291.66
001480	Interdev, LLC							
I-1003299	Interdev, LLC	D	2/07/2014			000000		
100 1535.521100.01	Official/Admin Svcs		Interdev, LLC	24,517.94				24,517.94
001480	Interdev, LLC							
I-1003398	Interdev, LLC	D	2/28/2014			000000		
100 1535.521100.01	Official/Admin Svcs		Interdev, LLC	24,517.94				24,517.94
001480	Interdev, LLC							
I-1003480	Interdev, LLC	D	3/31/2014			000000		
100 1535.521100.01	Official/Admin Svcs		Interdev, LLC	24,517.94				24,517.94
001551	Jacobs							
I-EEXF9502-FY 14-2	Jacobs	D	3/03/2014			000000		
100 1570.521100.01	Official/Admin Svcs		Jacobs	24,915.25				24,915.25
001685	J.P. Morgan Chase Commercial C							
I-Dec 2013	J.P. Morgan Chase Commercial C	D	1/10/2014			000000		
100 0000.121110.00	PCard A/P Control		J.P. Morgan Chase Co	41,332.87				41,332.87
001685	J.P. Morgan Chase Commercial C							
I-January 2014	J.P. Morgan Chase Commercial C	D	2/07/2014			000000		
100 0000.121110.00	PCard A/P Control		J.P. Morgan Chase Co	104,674.16				104,674.16

VENDOR #E.1. 01 City of Dunwoody, GA
BANK. 03 Suntrust Disbursement Acc
DATE RANGE: 1/01/2014 THRU 3/31/2014

VENDOR I.D.	NAME	STATUS	CHECK DATE	AMOUNT	DISCOUNT	CHECK NO	CHECK STATUS	CHECK AMOUNT
001685	J.P. Morgan Chase Commercial C							
I-February 2014	J.P. Morgan Chase Commercial C	D	2/26/2014			000000		
100 0000.121110.00	PCard A/P Control		J.P. Morgan Chase Co	110,174.74				110,174.74
001685	J.P. Morgan Chase Commercial C							
I-March 2014	J.P. Morgan Chase Commercial C	D	3/26/2014			000000		
100 0000.121110.00	PCard A/P Control		J.P. Morgan Chase Co	178,051.29				178,051.29
000008	CIT Technology Fin Serv Inc							
I-24411093	CIT Technology Fin Serv Inc	R	1/10/2014			017359		
100 1565.522300.00	Rentals		CIT Technology Fin S	733.00				733.00
000074	Standard Insurance							
I-January 2014	Standard Insurance	R	1/10/2014			017360		
100 1320.512100.00	Group Insurance		Standard Insurance	182.14				
100 1330.512100.00	Group Insurance		Standard Insurance	102.93				
100 1511.512100.00	Group Insurance		Standard Insurance	156.35				
100 4100.512100.00	Group Insurance		Standard Insurance	131.48				
100 2650.512100.00	Group Insurance		Standard Insurance	202.05				
100 3200.512100.00	Group Insurance		Standard Insurance	3,825.42				4,600.37
000079	Connect South							
I-1095	Connect South	R	1/10/2014			017361		
100 1530.521200.00	Prof Svcs		Connect South	60,000.00				60,000.00
000094	WEX BANK							
I-35271544	WEX BANK	R	1/10/2014			017362		
100 3200.531270.00	Gasoline		WEX BANK	13,363.35				13,363.35
000118	Peace Officers'							
I-Jan 2014	Peace Officers'	R	1/10/2014			017363		
100 0000.121300.15	POAB Deduction Payable		Peace Officers'	640.00				640.00
000129	Verizon Wireless							
I-9716622116	Verizon Wireless	R	1/10/2014			017364		
100 1110.523200.00	Communications		Verizon Wireless	60.57				
100 1110.523200.00	Communications		Verizon Wireless	38.01				
100 1320.523200.00	Communications		Verizon Wireless	218.48				
100 1330.523200.00	Communications		Verizon Wireless	91.34				
100 1511.523200.00	Communications		Verizon Wireless	115.30				
100 2650.523200.00	Communications		Verizon Wireless	60.57				
100 3200.523200.00	Communications		Verizon Wireless	2,667.90				
100 4100.523200.00	Communications		Verizon Wireless	98.58				
100 6200.523200.00	Communications		Verizon Wireless	38.01				3,388.76

VENDOR SET: 01 City of Dunwoody, GA
 BANK: 03 Suntrust Disbursement Acc
 DATE RANGE: 1/01/2014 THRU 3/31/2014

#E.1.

VENDOR I.D.	NAME	STATUS	CHECK DATE	AMOUNT	DISCOUNT	CHECK NO	CHECK STATUS	CHECK AMOUNT
000138	Riley McLendon, LLC							
I-62002	Riley McLendon, LLC	R	1/10/2014			017365		
100 2650.521200.03	Prof Svcs-Court Solicitor	Riley McLendon, LLC		6,850.00				6,850.00
000149	AT&T							
I-Dec 2013	AT&T	R	1/10/2014			017366		
100 1535.523200.00	Communications	AT&T		94.90				94.90
000150	Fidelity Security Life Insuran							
I-6829897	Fidelity Security Life Insuran	R	1/10/2014			017367		
100 0000.121300.12	EE-Vision Payable	Fidelity Security Li		438.84				438.84
000156	Powell, Hugh R							
I-1919	Powell, Hugh R	R	1/10/2014			017368		
100 2650.521200.00	Prof Svcs	Powell, Hugh R		1,050.00				1,050.00
000160	Georgia Technology Authority							
I-924-660881213	Georgia Technology Authority	R	1/10/2014			017369		
100 3200.521300.00	Technical Svcs	Georgia Technology A		32.02				32.02
000183	Sprint							
I-570839599-057	Sprint	R	1/10/2014			017370		
100 3200.523200.00	Communications	Sprint		2,183.04				2,183.04
000183	Sprint							
I-LCI-189473	Sprint	R	1/10/2014			017371		
100 3200.521300.00	Technical Svcs	Sprint		30.00				30.00
000196	Georgia Management Agency, Inc							
I-58532	Roadworx	R	1/10/2014			017372		
100 4200.522200.03	R&M - Traffic Signals	Roadworx		23,084.66				23,084.66
000206	Georgia Power							
I-Dec 2013	Georgia Power	R	1/10/2014			017373		
100 4100.531230.00	Electricity	Georgia Power		36,476.45				
100 6200.531230.00	Utilities	Georgia Power		6,186.65				42,663.10
000210	Rotary Club of Dunwoody, GA In							
I-2844	Rotary Club of Dunwoody, GA In	R	1/10/2014			017374		
100 3200.523600.00	Dues & Fees	Rotary Club of Dunwo		437.50				437.50
000245	FedEx							
I-2-498-49591	Fedex	R	1/10/2014			017375		
100 3200.523200.00	Communications	Fedex		16.66				
I-2-506-30381	FedEx	R	1/10/2014			017375		
100 3200.523200.00	Communications	FedEx		72.75				
I-2-513-38710	FedEx	R	1/10/2014			017375		
100 1516.523200.00	Communications	FedEx		27.43				116.84

VENDOR #E.1. 01 City of Dunwoody, GA
BANK. 03 Suntrust Disbursement Acc
DATE RANGE: 1/01/2014 THRU 3/31/2014

VENDOR I.D.	NAME	STATUS	CHECK DATE	AMOUNT	DISCOUNT	CHECK NO	CHECK STATUS	CHECK AMOUNT
000301	Joseph Aczel Photography							
I-Dunwoody Photograp	Joseph Aczel Photography	R	1/10/2014			017376		
100 1570.523200.00	Communications	Joseph Aczel Photogr		2,250.00				2,250.00
000331	Tyler Technologies, Inc							
I-025-85203	Tyler Technologies, Inc	R	1/10/2014			017377		
100 2650.522200.00	Repairs & Maintenance	Tyler Technologies,		200.00				200.00
001009	Kimley-Horn and Associates, In							
I-5262534	Kimley-Horn and Associates, In	R	1/10/2014			017378		
100 7000.521300.00	Technical Svcs	Kimley-Horn and Asso		3,750.00				3,750.00
001023	Victoria Clearfield							
I-December 2013	Victoria Clearfield	R	1/10/2014			017379		
100 2650.521300.00	Technical Svcs	Victoria Clearfield		930.00				930.00
001026	Guardian - Appleton							
I-Jan 2014	Guardian - Appleton	R	1/10/2014			017380		
100 1110.512100.00	Group Insurance	Guardian - Appleton		333.85				
100 1320.512100.00	Group Insurance	Guardian - Appleton		131.09				
100 1330.512100.00	Group Insurance	Guardian - Appleton		71.67				
100 1511.512100.00	Group Insurance	Guardian - Appleton		131.09				
100 2650.512100.00	Group Insurance	Guardian - Appleton		199.53				
100 3200.512100.00	Group Insurance	Guardian - Appleton		3,950.36				
100 4100.512100.00	Group Insurance	Guardian - Appleton		131.09				4,948.68
001029	Georgia Local Government Perso							
I-2014	Georgia Local Government Perso	R	1/10/2014			017381		
100 1540.523600.00	Dues & Fees	Georgia Local Govern		50.00				50.00
001045	Specialty Engraving, Inc							
I-230571	Specialty Engraving, Inc	R	1/10/2014			017382		
100 3200.531100.04	Supplies - Operating	Specialty Engraving,		91.50				91.50
001086	Schiff Hardin LLP							
I-1844033	Schiff Hardin LLP	R	1/10/2014			017383		
100 1530.521200.02	Prof Svcs-Litigation	Schiff Hardin LLP		260.27				260.27
001107	TerraMark							
I-T2011-024-7344	TerraMark	R	1/10/2014			017384		
960 6200.541200.00	Site improvements	TerraMark		950.00				950.00
001136	Sky Design							
I-39010	Sky Design	R	1/10/2014			017385		
350 4200.521200.00	Professional Services	Sky Design		2,187.50				2,187.50

VENDOR SET: 01 City of Dunwoody, GA
 BANK: 03 Suntrust Disbursement Acc
 DATE RANGE: 1/01/2014 THRU 3/31/2014

#E.1.

VENDOR I.D.	NAME	STATUS	CHECK DATE	AMOUNT	DISCOUNT	CHECK NO	CHECK STATUS	CHECK AMOUNT
001187	APG PCE, LLC							
I-220131	APG PCE, LLC	R	1/10/2014			017386		
100 1565.531230.00	Electricity	APG PCE, LLC		229.36				
I-220132	APG PCE, LLC	R	1/10/2014			017386		
100 1565.531230.00	Electricity	APG PCE, LLC		15.31				
I-220133	APG PCE, LLC	R	1/10/2014			017386		
100 1565.531230.00	Electricity	APG PCE, LLC		219.87				
I-220134-PC41-100	APG PCE, LLC	R	1/10/2014			017386		
100 1565.531230.00	Electricity	APG PCE, LLC		943.81				1,408.35
001234	Atlanta Fire Extinguisher, Inc							
I-12109	Atlanta Fire Extinguisher, Inc	R	1/10/2014			017387		
100 6200.522200.06	R&M-Parks	Atlanta Fire Extingu		132.00				132.00
001282	United Maintenance, Inc.							
I-208316	United Maintenance, Inc.	R	1/10/2014			017388		
100 6200.522200.06	R&M-Parks	United Maintenance,		372.00				372.00
001282	United Maintenance, Inc.							
I-208317	United Maintenance, Inc.	R	1/10/2014			017389		
100 6200.522200.06	R&M-Parks	United Maintenance,		627.00				627.00
001282	United Maintenance, Inc.							
I-208512	United Maintenance, Inc.	R	1/10/2014			017390		
100 6200.522200.06	R&M-Parks	United Maintenance,		1,815.01				1,815.01
001328	LexisNexis Risk Data Managemen							
I-1502895-20131231	LexisNexis Risk Data Managemen	R	1/10/2014			017391		
100 1511.521300.00	Technical Services	LexisNexis Risk Data		50.00				50.00
001414	Geo-Hydro Engineers, Inc.							
I-46661	2013 DRY WEATHER OUTFALL	R	1/10/2014			017392		
560 4320.522200.00	Repairs & Maintenance	2013 DRY WEATHER OUT		3,824.00				3,824.00
001415	Rite Way							
I-355222	Rite Way	R	1/10/2014			017393		
100 6200.522200.06	R&M-Parks	Rite Way		1,621.32				1,621.32
001426	A&A Plumbing							
I-369	2941 RIDGELock CT	R	1/10/2014			017394		
560 4320.522200.00	Repairs & Maintenance	2941 RIDGELock CT		10,225.00				10,225.00
001444	Kenneth Wickham							
I-December 2013	Kenneth Wickham	R	1/10/2014			017395		
100 2650.521200.00	Prof Svcs	Kenneth Wickham		700.00				700.00

VENDOR #E.1. 01 City of Dunwoody, GA
BANK. 03 Suntrust Disbursement Acc
DATE RANGE: 1/01/2014 THRU 3/31/2014

VENDOR I.D.	NAME	STATUS	CHECK DATE	AMOUNT	DISCOUNT	CHECK NO	CHECK STATUS	CHECK AMOUNT
001447	Jeffery Law Group, LLC							
I-MCD-0008	Jeffery Law Group, LLC	R	1/10/2014			017396		
100 2650.521200.04	Prof Svcs-Public Defender	Jeffery Law Group, L		828.00				828.00
001472	Inland Waters Pollution Contro							
I-32400307EB-001	1625/1613 NORTH SPRINGS	R	1/10/2014			017397		
560 4320.522200.00	Repairs & Maintenance	1625/1613 NORTH SPRI		30,627.05				30,627.05
001493	Entek							
I-20015	Entek	R	1/10/2014			017398		
100 1565.522200.00	Repairs & Maintenance	Entek		1,152.50				
I-20145	Entek	R	1/10/2014			017398		
100 1565.522200.00	Repairs & Maintenance	Entek		315.00				1,467.50
001500	Rindt-McDuff And Associates, I							
I-R2013-124-0134110	Rindt-McDuff And Associates, I	R	1/10/2014			017399		
350 6200.541200.00	Site improvements	Rindt-McDuff And Ass		2,100.00				2,100.00
001508	Atlanta Business Chronicle							
I-13060	Atlanta Business Chronicle	R	1/10/2014			017400		
100 1570.523300.00	Advertising	Atlanta Business Chr		4,097.33				
I-584384	Atlanta Business Chronicle	R	1/10/2014			017400		
100 1570.523300.00	Advertising	Atlanta Business Chr		2,500.00				6,597.33
001517	Southern Premier Contractors,							
I-DUN-194	1734 WOMACK RD	R	1/10/2014			017401		
560 4320.522200.00	Repairs & Maintenance	1734 WOMACK RD		3,300.00				
I-DUN-195	1000 REDFIELD TERRACE	R	1/10/2014			017401		
560 4320.522200.00	Repairs & Maintenance	1000 REDFIELD TERRAC		6,921.15				
I-DUN-196	1167 WHITEHALL POINTE	R	1/10/2014			017401		
560 4320.522200.00	Repairs & Maintenance	1167 WHITEHALL POINT		3,709.00				13,930.15
001528	GRT Systems Inc dba N American							
I-103124	GRT Systems Inc dba N American	R	1/10/2014			017402		
100 6200.522200.06	R&M-Parks	GRT Systems Inc dba		142.80				142.80
001549	Gas South, LLC							
I-December 2013`	Gas South, LLC	R	1/10/2014			017403		
100 6200.531230.00	Utilities	Gas South, LLC		1,967.11				1,967.11
00159b	Pitney Bowes Global Financial							
I-9938656-DC13	Pitney Bowes Global Financial	R	1/10/2014			017404		
100 1565.522300.00	Rentals	Pitney Bowes Global		771.00				771.00

VENDOR SET: 01 City of Dunwoody, GA
 BANK: 03 Suntrust Disbursement Acc
 DATE RANGE: 1/01/2014 THRU 3/31/2014

#E.1.

VENDOR I.D.	NAME	STATUS	CHECK DATE	AMOUNT	DISCOUNT	CHECK NO	CHECK STATUS	CHECK AMOUNT
001637	C.W. Matthews Contracting Co.,							
I-32051-001	C.W. Matthews Contracting Co.,	R	1/10/2014			017405		
350 4200.541400.00	Infrastructure			C.W. Matthews Contra	359,534.66			359,534.66
001650	American United Life Insurance							
I-20131201AR01	American United Life Insurance	R	1/10/2014			017406		
100 1540.512900.00	Other Employment Benefits			American United Life	312.50			312.50
001655	International Council of Shopp							
I-1444918	International Council of Shopp	R	1/10/2014			017407		
100 1320.523600.00	Dues & Fees			International Counci	100.00			100.00
001656	De Lage Landen							
I-20624595	De Lage Landen	R	1/10/2014			017408		
100 3200.522300.00	Rentals			De Lage Landen	304.00			304.00
001669	Georgia Municipal Association							
I-201741	Georgia Municipal Association	R	1/10/2014			017409		
100 1320.512700.00	Workers' Compensation			Georgia Municipal As	257.66			
100 1511.512700.00	Workers' Compensation			Georgia Municipal As	178.94			
100 1330.512700.00	Workers' Compensation			Georgia Municipal As	178.94			
100 2650.512700.00	Workers' Compensation			Georgia Municipal As	536.82			
100 4100.512700.00	Worker's Compensation			Georgia Municipal As	178.94			
100 3200.512700.00	Workers' Compensation			Georgia Municipal As	115,991.70			117,323.00
001673	Aerial Innovations of Ga., Inc							
I-42998	Aerial Innovations of Ga., Inc	R	1/10/2014			017410		
100 7000.521300.00	Technical Svcs			Aerial Innovations o	94.50			
I-43015	Aerial Innovations of Ga., Inc	R	1/10/2014			017410		
100 7000.521300.00	Technical Svcs			Aerial Innovations o	90.00			184.50
001719	Perimeter Community Improvemen							
I-6	Perimeter Community Improvemen	R	1/10/2014			017411		
250 4002.522200.12	Repairs & Maintenance - PTO			Perimeter Community	51,445.38			51,445.38
001727	Willmer Engineering, Inc.							
I-94368	Willmer Engineering, Inc.	R	1/10/2014			017412		
350 4200.522200.00	Repairs & Maintenance			Willmer Engineering,	2,077.60			2,077.60
001732	AT&T Mobility Attn: Anne Schm							
I-070155-1013	AT&T Mobility Attn: Anne Schm	R	1/10/2014			017413		
215 3800.523200.00	Communications			AT&T Mobility Attn:	6,157.50			6,157.50

VENDOR #E.1. 01 City of Dunwoody, GA
BANK. 03 Suntrust Disbursement Acc
DATE RANGE: 1/01/2014 THRU 3/31/2014

VENDOR I.D.	NAME	STATUS	CHECK DATE	AMOUNT	DISCOUNT	CHECK NO	CHECK STATUS	CHECK AMOUNT
001742	Marriott Hotels & Resorts							
I-Dunwoody Holiday	Marriott Hotels & Resorts	R	1/10/2014			017414		
100 1570.531100.00	Supplies	Marriott Hotels & Re		194.52				
100 0000.115300.02	Holiday Lunch	Marriott Hotels & Re		5,100.00				5,294.52
001756	Georgia Snacks							
I-103	Georgia Snacks	R	1/10/2014			017415		
100 1540.512900.00	Other Employment Benefits	Georgia Snacks		800.00				800.00
001758	Corporate Health Partners, LLC							
I-2603	Corporate Health Partners, LLC	R	1/10/2014			017416		
100 1540.512900.00	Other Employment Benefits	Corporate Health Par		1,825.33				1,825.33
001771	Techonomics Associates, LLC							
I-Dunwoody Feasabili	Techonomics Associates, LLC	R	1/10/2014			017417		
100 4200.521200.00	Prof Services	Techonomics Associat		20,000.00				20,000.00
001772	RDS							
I-Dunwoody Audit Fee	RDS	R	1/10/2014			017418		
100 1516.521300.00	Technical Services	RDS		948.73				948.73
001773	Alen Inc.							
I-2013-933	Alen Inc.	R	1/10/2014			017419		
100 3200.521300.00	Technical Svcs	Alen Inc.		3,510.00				3,510.00
1	Police Executive Research For							
I-16856	Police Executive Research For:	R	1/10/2014			017420		
211 3200.523700.00	Education & Training	Police Executive Res		8,545.00				8,545.00
1	Arco Design Build, Inc							
I-Arco Design	Arco Design Build, Inc:	R	1/10/2014			017421		
100 0000.323100.00	Bldg Structures & Equipment	Arco Design Build, I		50.00				50.00
1	Ebeni Passmore							
I-Ebeni Passmore	Ebeni Passmore:	R	1/10/2014			017422		
100 0000.316100.00	Business & Occupation Tax	Ebeni Passmore:		154.60				154.60
1	Larry Manuel							
I-Larry Manuel	Larry Manuel:	R	1/10/2014			017423		
100 0000.347900.00	Pavilion Rentals	Larry Manuel:		25.00				25.00
001756	Georgia Snacks							
I-100-Reissue	Georgia Snacks	R	1/13/2014			017424		
100 1540.512900.00	Other Employment Benefits	Georgia Snacks		600.00				
I-101-Reissue	Georgia Snacks	R	1/13/2014			017424		
100 1540.512900.00	Other Employment Benefits	Georgia Snacks		800.00				1,400.00

VENDOR SET: 01 City of Dunwoody, GA
 BANK: 03 Suntrust Disbursement Acc
 DATE RANGE: 1/01/2014 THRU 3/31/2014

#E.1.

VENDOR I.D.	NAME	STATUS	CHECK DATE	AMOUNT	DISCOUNT	CHECK NO	CHECK STATUS	CHECK AMOUNT
000061	Blue Cross Blue Shield							
I-000434751G	Blue Cross Blue Shield	R	1/24/2014			017425		
100 1110.512100.00	Group Insurance		Blue Cross Blue Shie	3,617.76				
100 1320.512100.00	Group Insurance		Blue Cross Blue Shie	1,658.37				
100 1330.512100.00	Group Insurance		Blue Cross Blue Shie	1,015.98				
100 1511.512100.00	Group Insurance		Blue Cross Blue Shie	1,475.59				
100 2650.512100.00	Group Insurance		Blue Cross Blue Shie	1,970.94				
100 3200.512100.00	Group Insurance		Blue Cross Blue Shie	50,998.28				
100 4100.512100.00	Group Insurance		Blue Cross Blue Shie	1,475.59				62,212.51
000074	Standard Insurance							
I-February 2014	Standard Insurance	R	1/24/2014			017426		
100 1320.512100.00	Group Insurance		Standard Insurance	264.08				
100 1330.512100.00	Group Insurance		Standard Insurance	102.93				
100 1511.512100.00	Group Insurance		Standard Insurance	156.35				
100 4100.512100.00	Group Insurance		Standard Insurance	131.48				
100 2650.512100.00	Group Insurance		Standard Insurance	202.05				
100 3200.512100.00	Group Insurance		Standard Insurance	3,659.60				4,516.49
000087	DeKalb Muncipal Association							
I-DMADues-2014	DeKalb Muncipal Association	R	1/24/2014			017427		
100 1511.523600.00	Dues & Fees		DeKalb Muncipal Asso	47,224.00				47,224.00
000094	WEX BANK							
I-35462321	WEX BANK	R	1/24/2014			017428		
100 3200.531270.00	Gasoline		WEX BANK	3,007.70				3,007.70
000138	Riley McLendon, LLC							
I-62000	Riley McLendon, LLC	R	1/24/2014			017429		
100 1530.521200.01	Prof Svcs-Legal		Riley McLendon, LLC	12,500.00				
I-620001	Riley McLendon, LLC	R	1/24/2014			017429		
100 1530.521200.02	Prof Svcs-Litigation		Riley McLendon, LLC	120.00				
I-62003	Riley McLendon, LLC	R	1/24/2014			017429		
350 4200.541400.00	Infrastructure		Riley McLendon, LLC	54.00				
I-62004	Riley McLendon, LLC	R	1/24/2014			017429		
350 4200.541400.00	Infrastructure		Riley McLendon, LLC	199.34				
I-62005	Riley McLendon, LLC	R	1/24/2014			017429		
560 4320.521200.09	Prof Svcs-Stormwater		Riley McLendon, LLC	52.00				12,925.34
000149	AT&T							
I-Jan 2014	AT&T	R	1/24/2014			017430		
100 1535.523200.00	Communications		AT&T	89.61				89.61

VEN#E.1. 01 City of Dunwoody, GA
 BANK. 03 Suntrust Disbursement Acc

DATE RANGE: 1/01/2014 THRU 3/31/2014

VENDOR I.D.	NAME	STATUS	CHECK DATE	AMOUNT	DISCOUNT	CHECK NO	CHECK STATUS	CHECK AMOUNT
000163	Metro Materials Inc.							
I-33496	Metro Materials Inc.	R	1/24/2014			017431		
100 4200.531100.00	Supplies			383.98				
I-33550	Metro Materials Inc.	R	1/24/2014			017431		
100 4200.531100.00	Supplies			130.43				514.41
000165	Vulcan Materials Company							
I-101-225041	Vulcan Materials Company	R	1/24/2014			017432		
560 4320.531100.00	Supplies			442.75				
560 4320.531100.00	Supplies			269.12CR				
I-841-224966	Vulcan Materials Company	R	1/24/2014			017432		
560 4320.531100.00	Supplies			668.38				
560 4320.531100.00	Supplies			364.08CR				477.93
000196	Georgia Management Agency, Inc							
I-58612	Roadworx	R	1/24/2014			017433		
100 4200.522200.02	R&M - Street Maintenance			1,375.00				
I-58651	Roadworx	R	1/24/2014			017433		
100 4200.522200.03	R&M - Traffic Signals			11,250.00				
I-58668	Roadworx	R	1/24/2014			017433		
560 4320.522200.00	Repairs & Maintenance			26,467.05				
100 4200.522200.02	R&M - Street Maintenance			35,781.60				74,873.65
000284	Aflac							
I-285919	Aflac	R	1/24/2014			017434		
100 0000.121300.18	AFLAC Deductions Payable			1,852.80				1,852.80
001097	US Department of Homeland Secu							
I-SAVE-327383	US Department of Homeland Secu	R	1/24/2014			017435		
100 1516.521300.00	Technical Services			25.00				25.00
001187	APG PCE, LLC							
I-Feb 2014 PC41-100	APG PCE, LLC	R	1/24/2014			017436		
100 0000.123310.00	Abated Rent			41,804.03				41,804.03
001333	E. Harriman Construction, Inc.							
I-0107-14	E. Harriman Construction, Inc.	R	1/24/2014			017438		
100 6200.522200.06	R&M-Parks			2,062.00				
350 1565.541300.00	Buildings			14,245.00				16,307.00
001345	JEL Consulting Group, LLC							
I-181	JEL Consulting Group, LLC	R	1/24/2014			017439		
100 7500.521200.00	Professional Services			2,500.00				2,500.00

VENDOR SET: 01 City of Dunwoody, GA
 BANK: 03 Suntrust Disbursement Acc
 DATE RANGE: 1/01/2014 THRU 3/31/2014

#E.1.

VENDOR I.D.	NAME	STATUS	CHECK DATE	AMOUNT	DISCOUNT	CHECK NO	CHECK STATUS	CHECK AMOUNT
001421	Chattahoochee River 911 Author							
I-February 2014	Chattahoochee River 911 Author	R	1/24/2014			017440		
215 3800.571000.00	Intergovernmental-E911	Chattahoochee River		89,583.33				89,583.33
001443	Arborgaurd							
I-Iatl61642	Arborgaurd	R	1/24/2014			017441		
100 4100.521200.10	Tree Fund Expenses	Arborgaurd		5,735.00				
I-Iatl61643	Arborgaurd	R	1/24/2014			017441		
100 4100.521200.10	Tree Fund Expenses	Arborgaurd		890.00				6,625.00
001444	Kenneth Wickham							
I-Jan 16 2014	Kenneth Wickham	R	1/24/2014			017442		
100 2650.521200.00	Prof Svcs	Kenneth Wickham		350.00				350.00
001496	Fisher Broyles							
I-50798	Fisher Broyles	R	1/24/2014			017443		
960 6200.541200.00	Site improvements	Fisher Broyles		347.43				
I-51628	Fisher Broyles	R	1/24/2014			017443		
960 6200.541200.00	Site improvements	Fisher Broyles		1,977.25				2,324.68
001510	Premier Tree and Shrub Care, L							
I-7457	Premier Tree and Shrub Care, L	R	1/24/2014			017444		
100 6200.522200.06	R&M-Parks	Premier Tree and Shr		24,500.00				
100 4200.522200.05	R&M - Right of Way Maint	Premier Tree and Shr		8,770.33				
100 4200.522200.01	R&M-Storm Damage Removal	Premier Tree and Shr		607.00				
100 4100.521200.10	Tree Fund Expenses	Premier Tree and Shr		1,484.00				
350 4200.541400.00	Infrastructure	Premier Tree and Shr		236.00				35,597.33
001515	Alex Rubin And Company							
I-1553DUNW	Alex Rubin And Company	R	1/24/2014			017445		
350 6200.541100.00	Sites	Alex Rubin And Compa		900.00				900.00
001542	Southeastern Engineering Inc (
I-13682	2012 STORM FACILITIES	R	1/24/2014			017446		
560 4320.522200.00	Repairs & Maintenance	2012 STORM FACILITIE		3,250.00				
I-13688	Southeastern Engineering Inc (R	1/24/2014			017446		
350 4200.541400.00	Infrastructure	Southeastern Enginee		3,000.00				6,250.00
001562	Emergency Communications Netwo							
I-ECN-015295	Emergency Communications Netwo	R	1/24/2014			017447		
100 3200.522200.00	Repairs & Maintenance	Emergency Communicat		13,875.00				13,875.00
001564	Raymond Engineering - GA, LLC							
I-9019	Raymond Engineering - GA, LLC	R	1/24/2014			017448		
100 6200.522200.06	R&M-Parks	Raymond Engineering		3,220.00				3,220.00

VENDOR #E.1. 01 City of Dunwoody, GA
 BANK. 03 Suntrust Disbursement Acc

DATE RANGE: 1/01/2014 THRU 3/31/2014

VENDOR I.D.	NAME	STATUS	CHECK DATE	AMOUNT	DISCOUNT	CHECK NO	CHECK STATUS	CHECK AMOUNT
001675	The Law Offices of Matthew W.							
I-Al Dorsey	The Law Offices of Matthew W.	R	1/24/2014			017449		
100 2650.521200.04	Prof Svcs-Public Defender	The Law Offices of M		130.00				
I-Avery Whitmire	The Law Offices of Matthew W.	R	1/24/2014			017449		
100 2650.521200.04	Prof Svcs-Public Defender	The Law Offices of M		182.50				
I-Barrett Fields	The Law Offices of Matthew W.	R	1/24/2014			017449		
100 2650.521200.04	Prof Svcs-Public Defender	The Law Offices of M		105.00				
I-Carla Lee	The Law Offices of Matthew W.	R	1/24/2014			017449		
100 2650.521200.04	Prof Svcs-Public Defender	The Law Offices of M		250.00				
I-David Morgan	The Law Offices of Matthew W.	R	1/24/2014			017449		
100 2650.521200.04	Prof Svcs-Public Defender	The Law Offices of M		55.00				
I-Deanna Harris	The Law Offices of Matthew W.	R	1/24/2014			017449		
100 2650.521200.04	Prof Svcs-Public Defender	The Law Offices of M		270.00				
I-Philip Andronica	The Law Offices of Matthew W.	R	1/24/2014			017449		
100 2650.521200.04	Prof Svcs-Public Defender	The Law Offices of M		102.50				
I-Samuel Humenik	The Law Offices of Matthew W.	R	1/24/2014			017449		
100 2650.521200.04	Prof Svcs-Public Defender	The Law Offices of M		280.00				1,375.00
001690	Oldcastle Precast Inc.							
I-410123347	Oldcastle Precast Inc.	R	1/24/2014			017450		
560 4320.531100.00	Supplies	Oldcastle Precast In		546.45				546.45
001712	Mulkey, Inc.							
I-2013032-8	DESIGN MT VERNON/VERMACK	R	1/24/2014			017451		
350 4200.541400.00	Infrastructure	DESIGN MT VERNON/VER		12,120.35				12,120.35
001723	Sprinkle Consulting, Inc.							
I-Sprinkle 1	MT VERNON BIKE LANE TRANS	R	1/24/2014			017452		
350 4200.541400.00	Infrastructure	MT VERNON BIKE LANE		2,350.00				2,350.00
001746	Christopher Oquwndo Photograph							
I-0114-0642	Christopher Oquwndo Photograph	R	1/24/2014			017453		
100 1570.521200.00	Professional Services	Christopher Oquwndo		425.00				425.00
001758	Corporate Health Partners, LLC							
I-2796	Corporate Health Partners, LLC	R	1/24/2014			017454		
100 1540.512900.00	Other Employment Benefits	Corporate Health Par		1,825.33				1,825.33
001768	C&W Contracting Services, Inc.							
I-16038	C&W Contracting Services, Inc.	R	1/24/2014			017455		
100 1565.522200.00	Repairs & Maintenance	C&W Contracting Serv		29,255.19				29,255.19
001778	ECOFLO HOLDING, INC.							
I-SI051988	ECOFLO HOLDING, INC.	R	1/24/2014			017456		
100 7000.521300.00	Technical Svcs	ECOFLO HOLDING, INC.		10,159.25				10,159.25

VENDOR SET: 01 City of Dunwoody, GA
 BANK: 03 Suntrust Disbursement Acc
 DATE RANGE: 1/01/2014 THRU 3/31/2014

#E.1.

VENDOR I.D.	NAME	STATUS	CHECK DATE	AMOUNT	DISCOUNT	CHECK NO	CHECK STATUS	CHECK AMOUNT
001779	Longview Consulting Services							
I-20131122	Longview Consulting Services	R	1/24/2014			017457		
100 7000.521300.00	Technical Svcs		Longview Consulting	1,750.00				
100 4100.521200.00	Prof Svcs		Longview Consulting	1,750.00				3,500.00
1	Alliance Fire Protection Serv							
I-Alliance	Alliance Fire Protection Serv:	R	1/24/2014			017458		
100 0000.323100.00	Bldg Structures & Equipment		Alliance Fire Protec	50.00				50.00
1	Claven Dimeni-Kiabelo							
I-Claven Dimeni-Kiab	Claven Dimeni-Kiabelo:	R	1/24/2014			017459		
212 0000.127101.00	Seized Funds Payable		Claven Dimeni-Kiabel	1,489.00				1,489.00
1	JDG Consulting LLC							
I-JDG Consulting	JDG Consulting LLC:	R	1/24/2014			017460		
100 0000.316100.00	Business & Occupation Tax		JDG Consulting LLC:	1,082.05				1,082.05
1	John Heneghan							
I-John Heneghan	John Heneghan:	R	1/24/2014			017461		
100 1110.531100.00	Supplies		John Heneghan:	285.88				285.88
1	Lawnmower Service & Repair							
I-Lawnmower Service	Lawnmower Service & Repair:	R	1/24/2014			017462		
100 0000.316100.00	Business & Occupation Tax		Lawnmower Service &	7.80				7.80
1	Richard Stirne							
I-Richard Stirne	Richard Stirne:	R	1/24/2014			017463		
100 0000.342900.00	Public Safety-Other		Richard Stirne:	25.00				25.00
1	Sentinel Probation							
I-Sentinel Probation	Sentinel Probation:	R	1/24/2014			017464		
100 0000.351170.00	Municipal Court Fines & Forfeis		Sentinel Probation:	82.00				82.00
000008	CIT Technology Fin Serv Inc							
I-24552422	CIT Technology Fin Serv Inc	R	2/07/2014			017465		
100 1565.522300.00	Rentals		CIT Technology Fin S	733.00				733.00
000072	Choice Care Occupational Medic							
I-299527	Choice Care Occupational Medic	R	2/07/2014			017466		
100 3200.521200.00	Prof Svcs		Choice Care Occupati	73.00				73.00
000089	APeal Agency, Inc.							
I-175	APeal Agency, Inc.	R	2/07/2014			017467		
100 3200.521200.00	Prof Svcs		APeal Agency, Inc.	414.00				414.00

VENDOR #E.1. 01 City of Dunwoody, GA
 BANK. 03 Suntrust Disbursement Acc
 DATE RANGE: 1/01/2014 THRU 3/31/2014

VENDOR I.D.	NAME	STATUS	CHECK DATE	AMOUNT	DISCOUNT	CHECK NO	CHECK STATUS	CHECK AMOUNT
000093	DeKalb Office Environment							
I-316080	DeKalb Office Environment	R	2/07/2014			017468		
100 1565.531600.00	Small Equipment		DeKalb Office Enviro	3,308.56				
I-316243	DeKalb Office Environment	R	2/07/2014			017468		
100 1565.531100.00	Supplies		DeKalb Office Enviro	15.00				3,323.56
000094	WEX BANK							
I-35572586	WEX BANK	R	2/07/2014			017469		
100 3200.531270.00	Gasoline		WEX BANK	14,947.65				14,947.65
000129	Verizon Wireless							
I-9718332104	Verizon Wireless	R	2/07/2014			017470		
100 1110.523200.00	Communications		Verizon Wireless	61.15				
100 1110.523200.00	Communications		Verizon Wireless	38.01				
100 1320.523200.00	Communications		Verizon Wireless	216.42				
100 1330.523200.00	Communications		Verizon Wireless	90.67				
100 1511.523200.00	Communications		Verizon Wireless	110.16				
100 2650.523200.00	Communications		Verizon Wireless	60.65				
100 3200.523200.00	Communications		Verizon Wireless	2,675.13				
100 4100.523200.00	Communications		Verizon Wireless	98.66				
100 6200.523200.00	Communications		Verizon Wireless	38.01				3,388.86
000136	L3 Communications Mobile Visio							
I-0208457-IN	L3 Communications Mobile Visio	R	2/07/2014			017471		
100 3200.522200.01	Repairs & Maintenance-Software		L3 Communications Mo	16,898.00				16,898.00
000149	AT&T							
I-January 2014	AT&T	R	2/07/2014			017472		
100 1535.523200.00	Communications		AT&T	95.06				95.06
000150	Fidelity Security Life Insuran							
I-7078581	Fidelity Security Life Insuran	R	2/07/2014			017473		
100 0000.121300.12	EE-Vision Payable		Fidelity Security Li	418.20				418.20
000151	Wolfe, Timothy W.							
I-January 2014	Wolfe, Timothy W.	R	2/07/2014			017474		
100 2650.521200.00	Prof Svcs		Wolfe, Timothy W.	1,050.00				1,050.00
000156	Powell, Hugh R							
I-1929	Powell, Hugh R	R	2/07/2014			017475		
100 2650.521200.00	Prof Svcs		Powell, Hugh R	1,400.00				1,400.00
000160	Georgia Technology Authority							
I-924-660880114	Georgia Technology Authority	R	2/07/2014			017476		
100 3200.521300.00	Technical Svcs		Georgia Technology A	32.02				32.02

VENDOR SET: 01 City of Dunwoody, GA
 BANK: 03 Suntrust Disbursement Acc
 DATE RANGE: 1/01/2014 THRU 3/31/2014

#E.1.

VENDOR I.D.	NAME	STATUS	CHECK DATE	AMOUNT	DISCOUNT	CHECK NO	CHECK STATUS	CHECK AMOUNT
000163	Metro Materials Inc.							
I-33633	Metro Materials Inc.	R	2/07/2014			017477		
100 4200.531100.00	Supplies			Metro Materials Inc.	388.25			
I-33685	Metro Materials Inc.	R	2/07/2014			017477		
100 4200.531100.00	Supplies			Metro Materials Inc.	458.34			846.59
000165	Vulcan Materials Company							
I-10725787	Vulcan Materials Company	R	2/07/2014			017478		
100 4200.531100.00	Supplies			Vulcan Materials Com	1,015.53			1,015.53
000183	Sprint							
I-570839599-058	Sprint	R	2/07/2014			017479		
100 3200.523200.00	Communications			Sprint	2,184.06			2,184.06
000192	Signs Now							
I-29046	Signs Now	R	2/07/2014			017480		
100 3200.531100.00	Supplies-General			Signs Now	48.50			48.50
000196	Georgia Management Agency, Inc							
I-58673	Roadworx	R	2/07/2014			017481		
100 4200.522200.03	R&M - Traffic Signals			Roadworx	12,010.00			12,010.00
000206	Georgia Power							
I-15158-51225	Georgia Power	R	2/07/2014			017482		
100 6200.531230.00	Utilities			Georgia Power	297.55			297.55
000206	Georgia Power							
I-24953-72008	Georgia Power	R	2/07/2014			017483		
100 6200.531230.00	Utilities			Georgia Power	317.60			317.60
000206	Georgia Power							
I-January 2014	Georgia Power	R	2/07/2014			017484		
100 4100.531230.00	Electricity			Georgia Power	37,046.20			
100 6200.531230.00	Utilities			Georgia Power	6,148.14			43,194.34
000216	Strategic Datacom Inc							
I-8507	Strategic Datacom Inc	R	2/07/2014			017485		
100 1565.522200.00	Repairs & Maintenance			Strategic Datacom In	5,145.00			5,145.00
000269	DeKalb County Georgia							
I-5968424-Jan 2014	DeKalb County Georgia	R	2/07/2014			017486		
100 6200.531230.00	Utilities			DeKalb County Georgi	2,880.00			2,880.00

VENDOR #E.1. 01 City of Dunwoody, GA
 BANK. 03 Suntrust Disbursement Acc

DATE RANGE: 1/01/2014 THRU 3/31/2014

VENDOR I.D.	NAME	STATUS	CHECK DATE	AMOUNT	DISCOUNT	CHECK NO	CHECK STATUS	CHECK AMOUNT
000331	Tyler Technologies, Inc							
I-025-87176	Tyler Technologies, Inc	R	2/07/2014			017487		
100 2650.522200.00	Repairs & Maintenance	Tyler Technologies,		200.00				200.00
001009	Kimley-Horn and Associates, In							
I-019124002-1213	Kimley-Horn and Associates, In	R	2/07/2014			017488		
350 6200.541200.00	Site improvements	Kimley-Horn and Asso		3,137.60				
I-5495368	Kimley-Horn and Associates, In	R	2/07/2014			017488		
350 4200.541400.00	Infrastructure	Kimley-Horn and Asso		16,600.00				19,737.60
001026	Guardian - Appleton							
I-February 2014	Guardian - Appleton	R	2/07/2014			017489		
100 1110.512100.00	Group Insurance	Guardian - Appleton		333.85				
100 1320.512100.00	Group Insurance	Guardian - Appleton		131.09				
100 1330.512100.00	Group Insurance	Guardian - Appleton		71.67				
100 1511.512100.00	Group Insurance	Guardian - Appleton		131.09				
100 2650.512100.00	Group Insurance	Guardian - Appleton		199.53				
100 3200.512100.00	Group Insurance	Guardian - Appleton		3,814.45				
100 4100.512100.00	Group Insurance	Guardian - Appleton		131.09				4,812.77
001045	Specialty Engraving, Inc							
I-230754	Specialty Engraving, Inc	R	2/07/2014			017490		
100 3200.531100.04	Supplies - Operating	Specialty Engraving,		60.00				60.00
001275	LMI Systems, Inc							
I-1042796	LMI Systems, Inc	R	2/07/2014			017491		
100 6200.522200.06	R&M-Parks	LMI Systems, Inc		2,445.05				2,445.05
001282	United Maintenance, Inc.							
I-209610	United Maintenance, Inc.	R	2/07/2014			017492		
100 6200.522200.06	R&M-Parks	United Maintenance,		200.00				200.00
001316	Lose and Associates							
I-20140129	Lose and Associates	R	2/07/2014			017493		
350 6200.541200.00	Site improvements	Lose and Associates		3,007.00				3,007.00
001414	Geo-Hydro Engineers, Inc.							
I-46508	Geo-Hydro Engineers, Inc.	R	2/07/2014			017494		
350 6200.541200.00	Site improvements	Geo-Hydro Engineers,		1,883.55				
I-46649	Geo-Hydro Engineers, Inc.	R	2/07/2014			017494		
350 6200.541200.00	Site improvements	Geo-Hydro Engineers,		751.00				
I-46733	Geo-Hydro Engineers, Inc.	R	2/07/2014			017494		
350 6200.541200.00	Site improvements	Geo-Hydro Engineers,		1,500.00				
I-46734	2013 DRY WEATHER OUTFALL	R	2/07/2014			017494		
560 4320.522200.00	Repairs & Maintenance	2013 DRY WEATHER OUT		688.50				4,823.05

VENDOR SET: 01 City of Dunwoody, GA
 BANK: 03 Suntrust Disbursement Acc
 DATE RANGE: 1/01/2014 THRU 3/31/2014

#E.1.

VENDOR I.D.	NAME	STATUS	CHECK DATE	AMOUNT	DISCOUNT	CHECK NO	CHECK STATUS	CHECK AMOUNT
001415	Rite Way							
I-355970	Rite Way	R	2/07/2014			017495		
100 6200.522200.06	R&M-Parks	Rite Way		1,621.32				1,621.32
001444	Kenneth Wickham							
I-01-22-2014	Kenneth Wickham	R	2/07/2014			017496		
100 2650.521200.00	Prof Svcs	Kenneth Wickham		350.00				350.00
001473	Blount Construction Co., Inc.							
I-13-12-02	Blount Construction Co., Inc.	R	2/07/2014			017497		
350 4200.522200.00	Repairs & Maintenance	Blount Construction		48,707.60				48,707.60
001493	Entek							
I-20363	Entek	R	2/07/2014			017498		
100 1565.522200.00	Repairs & Maintenance	Entek		619.00				619.00
001504	American Engineers, Inc							
I-93256	American Engineers, Inc	R	2/07/2014			017499		
350 4200.541400.00	Infrastructure	American Engineers,		400.00				400.00
001517	Southern Premier Contractors,							
I-DUN-197	2376 LEISURE LAKE DR	R	2/07/2014			017500		
560 4320.522200.00	Repairs & Maintenance	2376 LEISURE LAKE DR		1,365.00				
I-DUN-198	4833 VILLAGE CREEK DR	R	2/07/2014			017500		
560 4320.522200.00	Repairs & Maintenance	4833 VILLAGE CREEK D		2,500.00				3,865.00
001551	Jacobs							
I-EEXF9502-FY14-1	Jacobs	R	2/07/2014			017501		
100 1570.521100.01	Official/Admin Svcs	Jacobs		24,915.25				24,915.25
001565	Georgia Development Partners,							
I-10	Georgia Development Partners,	R	2/07/2014			017502		
350 6200.541200.00	Site improvements	Georgia Development		168,866.22				
I-11	Georgia Development Partners,	R	2/07/2014			017502		
350 6200.541200.00	Site improvements	Georgia Development		41,888.87				
I-GD11301-01	1963 LYTHAM CT POND #1	R	2/07/2014			017502		
560 4320.522200.00	Repairs & Maintenance	1963 LYTHAM CT POND		7,625.70				
I-GDP113-02	5376 Oxford Chase Way #2	R	2/07/2014			017502		
560 4320.522200.00	Repairs & Maintenance	5376 Oxford Chase Wa		21,980.02				
I-GDP113-03	5499 OXFORD CHASE WAY #3	R	2/07/2014			017502		
560 4320.522200.00	Repairs & Maintenance	5499 OXFORD CHASE WA		26,992.28				
I-GDP113-04	TILLY MILL	R	2/07/2014			017502		
560 4320.522200.00	Repairs & Maintenance	TILLY MILL		23,658.00				291,011.09

VENDOR #E.1. 01 City of Dunwoody, GA
BANK. 03 Suntrust Disbursement Acc
DATE RANGE: 1/01/2014 THRU 3/31/2014

VENDOR I.D.	NAME	STATUS	CHECK DATE	AMOUNT	DISCOUNT	CHECK NO	CHECK STATUS	CHECK AMOUNT
001605	Planners & Engineers Collabora							
I-31203	118 PERIMETER CENTER WEST	R	2/07/2014			017503		
560 4320.522200.00	Repairs & Maintenance	HYDRO/DETENTION STUD		1,300.00				1,300.00
001627	Commercial Roof Solutions							
I-101316-2	Commercial Roof Solutions	R	2/07/2014			017504		
350 6200.541100.00	Sites	Commercial Roof Solu		40,662.00				40,662.00
001656	De Lage Landen							
I-40040387	De Lage Landen	R	2/07/2014			017505		
100 3200.522300.00	Rentals	De Lage Landen		304.00				304.00
001695	Foresite Group, Inc							
I-15778	BROOK RUN DOG PARK	R	2/07/2014			017506		
350 6200.541200.00	Site improvements	BROOK RUN DOG PARK		3,513.10				
I-17565	BROOK RUN DOG PARK	R	2/07/2014			017506		
350 6200.541200.00	Site improvements	BROOK RUN DOG PARK		1,667.25				5,180.35
001719	Perimeter Community Improvemen							
I-PCID 7	Perimeter Community Improvemen	R	2/07/2014			017507		
250 4002.522200.12	Repairs & Maintenance - PTO	Perimeter Community		61,844.67				61,844.67
001731	David Zagoria							
I-D00029059-61	David Zagoria	R	2/07/2014			017508		
100 2650.521200.04	Prof Svcs-Public Defender	David Zagoria		100.00				
I-D00029059-61-B	David Zagoria	R	2/07/2014			017508		
100 2650.521200.04	Prof Svcs-Public Defender	David Zagoria		70.00				170.00
001756	Georgia Snacks							
I-104	Georgia Snacks	R	2/07/2014			017509		
100 1540.512900.00	Other Employment Benefits	Georgia Snacks		800.00				800.00
001760	IMS Infrastructure Management							
I-14213-2	IMS Infrastructure Management	R	2/07/2014			017510		
100 4100.521200.00	Prof Svcs	IMS Infrastructure M		21,769.60				21,769.60
1	Connie Morelle							
I-Connie Morelle	Connie Morelle:	R	2/07/2014			017511		
100 7000.521300.00	Technical Svcs	Connie Morelle:		4.00				4.00
1	Eydie Koonin, LLC							
I-Eydie Koonin	Eydie Koonin, LLC:	R	2/07/2014			017512		
100 0000.316100.00	Business & Occupation Tax	Eydie Koonin, LLC:		53.52				53.52

VENDOR SET: 01 City of Dunwoody, GA
 BANK: 03 Suntrust Disbursement Acc
 DATE RANGE: 1/01/2014 THRU 3/31/2014

#E.1.

VENDOR I.D.	NAME	STATUS	CHECK DATE	AMOUNT	DISCOUNT	CHECK NO	CHECK STATUS	CHECK AMOUNT
1	Institute of Police Technolog							
I-Hegwood-Krieg	Institute of Police Technolog:	R	2/07/2014			017513		
100 3200.523700.00	Education & Training	Institute of Police		595.00				595.00
1	Michael Starling							
I-Michael Starling-F	Michael Starling:	R	2/07/2014			017514		
100 7500.523500.00	Travel	Michael Starling:		4.00				
100 7500.531300.00	Food	Michael Starling:		218.49				222.49
001781	Marty Linnette Kilby							
I-5682	Marty Linnette Kilby	R	2/10/2014			017515		
100 6200.531100.00	Supplies	Marty Linnette Kilby		1,092.50				1,092.50
000061	Blue Cross Blue Shield							
I-000444099G	Blue Cross Blue Shield	R	2/21/2014			017516		
100 1110.512100.00	Group Insurance	Blue Cross Blue Shie		3,617.76				
100 1320.512100.00	Group Insurance	Blue Cross Blue Shie		1,658.37				
100 1330.512100.00	Group Insurance	Blue Cross Blue Shie		1,015.98				
100 1511.512100.00	Group Insurance	Blue Cross Blue Shie		1,475.59				
100 2650.512100.00	Group Insurance	Blue Cross Blue Shie		1,970.94				
100 3200.512100.00	Group Insurance	Blue Cross Blue Shie		51,172.68				
100 4100.512100.00	Group Insurance	Blue Cross Blue Shie		1,475.59				62,386.91
000074	Standard Insurance							
I-March 2014	Standard Insurance	R	2/21/2014			017517		
100 1320.512100.00	Group Insurance	Standard Insurance		264.08				
100 1330.512100.00	Group Insurance	Standard Insurance		102.93				
100 1511.512100.00	Group Insurance	Standard Insurance		156.35				
100 4100.512100.00	Group Insurance	Standard Insurance		131.48				
100 2650.512100.00	Group Insurance	Standard Insurance		202.05				
100 3200.512100.00	Group Insurance	Standard Insurance		3,719.65				4,576.54
000093	DeKalb Office Environment							
I-16480	DeKalb Office Environment	R	2/21/2014			017518		
350 1565.541300.00	Buildings	DeKalb Office Enviro		6,887.77				6,887.77
000102	GFOA							
I-300169521	GFOA	R	2/21/2014			017519		
100 1512.523600.00	Dues & Fees	GFOA		250.00				250.00
000118	Peace Officers'							
I-February 2014	Peace Officers'	R	2/21/2014			017520		
100 0000.121300.15	POAB Deduction Payable	Peace Officers'		600.00				600.00

VENDOR #E.1. 01 City of Dunwoody, GA
 BANK. 03 Suntrust Disbursement Acc
 DATE RANGE: 1/01/2014 THRU 3/31/2014

VENDOR I.D.	NAME	STATUS	CHECK DATE	AMOUNT	DISCOUNT	CHECK NO	CHECK STATUS	CHECK AMOUNT
000138	Riley McLendon, LLC							
I-62068	Riley McLendon, LLC	R	2/21/2014			017521		
100 1530.521200.01	Prof Svcs-Legal	Riley McLendon, LLC		12,500.00				
I-62069	Riley McLendon, LLC	R	2/21/2014			017521		
100 1530.521200.02	Prof Svcs-Litigation	Riley McLendon, LLC		2,445.00				
I-62070	Riley McLendon, LLC	R	2/21/2014			017521		
100 2650.521200.03	Prof Svcs-Court Solicitor	Riley McLendon, LLC		8,970.00				
I-62071	Riley McLendon, LLC	R	2/21/2014			017521		
350 4200.541400.00	Infrastructure	Riley McLendon, LLC		261.00				
I-62072	Riley McLendon, LLC	R	2/21/2014			017521		
560 4320.521200.09	Prof Svcs-Stormwater	Riley McLendon, LLC		67.25				24,243.25
000149	AT&T							
I-1882-February 2014	AT&T	R	2/21/2014			017522		
100 1535.523200.00	Communications	AT&T		89.74				89.74
000159	Purchase Power							
I-February 2014	Purchase Power	R	2/21/2014			017523		
100 1512.523200.00	Communications	Purchase Power		100.06				
100 1516.523200.00	Communications	Purchase Power		1,300.19				
100 2650.523200.00	Communications	Purchase Power		300.36				
100 3200.523200.00	Communications	Purchase Power		200.11				
100 7000.523200.00	Communications	Purchase Power		99.28				2,000.00
000196	Georgia Management Agency, Inc							
I-58667	Roadworx	R	2/21/2014			017524		
100 4200.522200.03	R&M - Traffic Signals	Roadworx		11,447.85				11,447.85
000210	Rotary Club of Dunwoody, GA In							
I-2874	Rotary Club of Dunwoody, GA In	R	2/21/2014			017525		
100 1110.523600.00	Dues & Fees	Rotary Club of Dunwo		437.50				437.50
000284	Aflac							
I-682085	Aflac	R	2/21/2014			017526		
100 0000.121300.18	AFLAC Deductions Payable	Aflac		1,242.78				1,242.78
001023	Victoria Clearfield							
I-January 2014	Victoria Clearfield	R	2/21/2014			017527		
100 2650.521300.00	Technical Svcs	Victoria Clearfield		1,290.00				1,290.00
001026	Guardian - Appleton							
I-March 2014	Guardian - Appleton	R	2/21/2014			017528		
100 1110.512100.00	Group Insurance	Guardian - Appleton		333.85				
100 1320.512100.00	Group Insurance	Guardian - Appleton		131.09				
100 1330.512100.00	Group Insurance	Guardian - Appleton		71.67				
100 1511.512100.00	Group Insurance	Guardian - Appleton		131.09				
100 2650.512100.00	Group Insurance	Guardian - Appleton		199.53				
100 3200.512100.00	Group Insurance	Guardian - Appleton		3,886.12				

VENDOR SET: 01 City of Dunwoody, GA
 BANK: 03 Suntrust Disbursement Acc
 DATE RANGE: 1/01/2014 THRU 3/31/2014

#E.1.

VENDOR I.D.	NAME	STATUS	CHECK DATE	AMOUNT	DISCOUNT	CHECK NO	CHECK STATUS	CHECK AMOUNT
001026	Guardian - Appleton	CONT						
I-March 2014	Guardian - Appleton	R	2/21/2014			017528		
100 4100.512100.00	Group Insurance	Guardian - Appleton		131.09				4,884.44
001045	Specialty Engraving, Inc							
I-231503	Specialty Engraving, Inc	R	2/21/2014			017529		
100 3200.531100.04	Supplies - Operating	Specialty Engraving,		280.00				
I-231504	Specialty Engraving, Inc	R	2/21/2014			017529		
100 3200.531100.04	Supplies - Operating	Specialty Engraving,		213.00				493.00
001086	Schiff Hardin LLP							
I-1854276	Schiff Hardin LLP	R	2/21/2014			017530		
100 1530.521200.02	Prof Svcs-Litigation	Schiff Hardin LLP		9,248.30				9,248.30
001097	US Department of Homeland Secu							
I-SAVE-328591	US Department of Homeland Secu	R	2/21/2014			017531		
100 1516.521300.00	Technical Services	US Department of Hom		25.00				25.00
001107	TerraMark							
I-T2011-024-7397	TerraMark	R	2/21/2014			017532		
350 6200.541200.00	Site improvements	TerraMark		768.75				768.75
001187	APG PCE, LLC							
I-000085	APG PCE, LLC	R	2/21/2014			017533		
100 0000.123310.00	Abated Rent	APG PCE, LLC		41,804.03				
100 1565.531230.00	Electricity	APG PCE, LLC		1,863.88				43,667.91
001328	LexisNexis Risk Data Managemen							
I-1502895-20140131	LexisNexis Risk Data Managemen	R	2/21/2014			017534		
100 1511.521300.00	Technical Services	LexisNexis Risk Data		50.00				50.00
001345	JEL Consulting Group, LLC							
I-184	JEL Consulting Group, LLC	R	2/21/2014			017535		
100 7500.521200.00	Professional Services	JEL Consulting Group		2,500.00				2,500.00
001421	Chattahoochee River 911 Author							
I-March 2014	Chattahoochee River 911 Author	R	2/21/2014			017536		
215 3800.571000.00	Intergovernmental-E911	Chattahoochee River		89,583.33				89,583.33
001457	Peace Officers Association of							
I-Jared Bradley	Peace Officers Association of	R	2/21/2014			017537		
100 3200.523600.00	Dues & Fees	Peace Officers Assoc		20.00				20.00

VEN#E.1. 01 City of Dunwoody, GA
 BANK. 03 Suntrust Disbursement Acc

DATE RANGE: 1/01/2014 THRU 3/31/2014

VENDOR I.D.	NAME	STATUS	CHECK DATE	AMOUNT	DISCOUNT	CHECK NO	CHECK STATUS	CHECK AMOUNT
001496	Fisher Broyles							
I-52024	Fisher Broyles	R	2/21/2014			017538		
350 6200.541200.00	Site improvements	Fisher Broyles		200.75				200.75
001529	EOS Marketing & Communications							
I-0056801	EOS Marketing & Communications	R	2/21/2014			017539		
100 1570.523400.00	Printing and Binding	EOS Marketing & Comm		1,586.40				
I-0056841	EOS Marketing & Communications	R	2/21/2014			017539		
100 1570.523400.00	Printing and Binding	EOS Marketing & Comm		211.58				
I-57150	EOS Marketing & Communications	R	2/21/2014			017539		
100 1570.521200.00	Professional Services	EOS Marketing & Comm		5,835.63				7,633.61
001605	Planners & Engineers Collabora							
I-31117	Planners & Engineers Collabora	R	2/21/2014			017540		
350 6200.541200.00	Site improvements	Planners & Engineers		3,549.39				3,549.39
001673	Aerial Innovations of Ga., Inc							
I-43080	Aerial Innovations of Ga., Inc	R	2/21/2014			017541		
100 7000.521300.00	Technical Svcs	Aerial Innovations o		94.50				
I-43081	Aerial Innovations of Ga., Inc	R	2/21/2014			017541		
100 7000.521300.00	Technical Svcs	Aerial Innovations o		90.00				
I-43155	Aerial Innovations of Ga., Inc	R	2/21/2014			017541		
100 7000.521300.00	Technical Svcs	Aerial Innovations o		94.50				
I-43156	Aerial Innovations of Ga., Inc	R	2/21/2014			017541		
100 7000.521300.00	Technical Svcs	Aerial Innovations o		90.00				369.00
001681	Amec Environment & Infrastruct							
I-H07101265	Amec Environment & Infrastruct	R	2/21/2014			017542		
350 4200.541400.00	Infrastructure	Amec Environment & I		13,037.54				
I-H07101291	Amec Environment & Infrastruct	R	2/21/2014			017542		
350 4200.541400.00	Infrastructure	Amec Environment & I		5,657.45				
I-H07101428	Amec Environment & Infrastruct	R	2/21/2014			017542		
350 4200.541400.00	Infrastructure	Amec Environment & I		1,529.26				20,224.25
001732	AT&T Mobility Attn: Anne Schm							
I-070155-1113	AT&T Mobility Attn: Anne Schm	R	2/21/2014			017543		
215 3800.523200.00	Communications	AT&T Mobility Attn:		5,913.90				5,913.90
001780	Partners Risk Services, LLC							
I-201459387	Partners Risk Services, LLC	R	2/21/2014			017544		
100 3200.512700.00	Workers' Compensation	Partners Risk Servic		5,000.00				5,000.00
001782	Structures Unlimited Inc.							
I-CD6488	Structures Unlimited Inc.	R	2/21/2014			017545		
100 1565.531600.00	Small Equipment	Structures Unlimited		940.00				940.00

VENDOR SET: 01 City of Dunwoody, GA
 BANK: 03 Suntrust Disbursement Acc
 DATE RANGE: 1/01/2014 THRU 3/31/2014

#E.1.

VENDOR I.D.	NAME	STATUS	CHECK DATE	AMOUNT	DISCOUNT	CHECK NO	CHECK STATUS	CHECK AMOUNT
1	Benchmark Innovations							
I-Benchmark	Benchmark Innovations:	R	2/21/2014			017546		
100 0000.323100.00	Bldg Structures & Equipment	Benchmark Innovation		102.00				102.00
1	CSU Command College							
I-CSU Command	CSU Command College:	R	2/21/2014			017547		
100 3200.523700.00	Education & Training	CSU Command College:		950.00				950.00
1	Fitness International							
I-Fitness Internatio	Fitness International:	R	2/21/2014			017548		
100 0000.316100.00	Business & Occupation Tax	Fitness Internationa		10.00				10.00
1	Georgia Management Agency							
I-GA Management Agen	Georgia Management Agency:	R	2/21/2014			017549		
100 4200.522200.02	R&M - Street Maintenance	Georgia Management A		5,000.00				5,000.00
1	ICJE							
I-Hugh Powell	ICJE:	R	2/21/2014			017550		
100 2650.523700.00	Education & Training	ICJE:		225.00				225.00
1	Journeys #335							
I-Journeys	Journeys #335:	R	2/21/2014			017551		
100 0000.316100.00	Business & Occupation Tax	Journeys #335:		244.20				244.20
1	Mimi's Cafe							
I-Mimi's Cafe	Mimi's Cafe:	R	2/21/2014			017552		
100 0000.316100.00	Business & Occupation Tax	Mimi's Cafe:		600.00				600.00
1	Synerfac Technical Staffing							
I-Synerfac	Synerfac Technical Staffing:	R	2/21/2014			017553		
100 0000.316100.00	Business & Occupation Tax	Synerfac Technical S		1,057.46				1,057.46
1	University of Louisville							
I-University of Loui	University of Louisville:	R	2/21/2014			017554		
100 3200.523700.00	Education & Training	University of Louisv		675.00				675.00
001786	JesseJames Creative							
I-JJ5424	JesseeJames Creative	R	2/27/2014			017555		
350 1535.521300.00	Technical Services	JesseeJames Creative		24,824.00				24,824.00
000008	CIT Technology Fin Serv Inc							
I-24695906	CIT Technology Fin Serv Inc	R	3/07/2014			017556		
100 1565.522300.00	Rentals	CIT Technology Fin S		733.00				733.00

VEN#E.1. 01 City of Dunwoody, GA
BANK. 03 Suntrust Disbursement Acc
DATE RANGE: 1/01/2014 THRU 3/31/2014

VENDOR I.D.	NAME	STATUS	CHECK DATE	AMOUNT	DISCOUNT	CHECK NO	CHECK STATUS	CHECK AMOUNT
000016	Stone, McElroy & Associates							
I-1681PA	Stone, McElroy & Associates	R	3/07/2014			017557		
100 3200.521200.00	Prof Svcs	Stone, McElroy & Ass		350.00				350.00
000094	WEX BANK							
I-35909415	WEX BANK	R	3/07/2014			017558		
100 3200.531270.00	Gasoline	WEX BANK		15,273.10				15,273.10
000129	Verizon Wireless							
I-9720043521	Verizon Wireless	R	3/07/2014			017559		
100 1110.523200.00	Communications	Verizon Wireless		61.65				
100 1110.523200.00	Communications	Verizon Wireless		38.01				
100 1320.523200.00	Communications	Verizon Wireless		236.42				
100 1330.523200.00	Communications	Verizon Wireless		94.92				
100 1511.523200.00	Communications	Verizon Wireless		109.41				
100 2650.523200.00	Communications	Verizon Wireless		61.40				
100 3200.523200.00	Communications	Verizon Wireless		2,859.90				
100 4100.523200.00	Communications	Verizon Wireless		98.66				
100 6200.523200.00	Communications	Verizon Wireless		38.01				3,598.38
000130	Translation Station, INC							
I-41444	Translation Station, INC	R	3/07/2014			017560		
100 2650.521300.00	Technical Svcs	Translation Station,		227.78				227.78
000160	Georgia Technology Authority							
I-924-660880214	Georgia Technology Authority	R	3/07/2014			017561		
100 3200.521300.00	Technical Svcs	Georgia Technology A		32.02				32.02
000163	Metro Materials Inc.							
I-33733	Metro Materials Inc.	R	3/07/2014			017562		
100 4200.531100.00	Supplies	Metro Materials Inc.		313.28				313.28
000165	Vulcan Materials Company							
I-104668400-Reissue	Vulcan Materials Company	R	3/07/2014			017563		
100 4200.531100.00	Supplies	Vulcan Materials Com		768.55				
I-10674255-Reissue	Vulcan Materials Company	R	3/07/2014			017563		
560 4320.531100.00	Supplies	Vulcan Materials Com		1,203.75				
I-10729216	Vulcan Materials Company	R	3/07/2014			017563		
100 4200.522200.01	R&M-Storm Damage Removal	Vulcan Materials Com		1,719.97				
I-10736230	Vulcan Materials Company	R	3/07/2014			017563		
100 4200.522200.01	R&M-Storm Damage Removal	Vulcan Materials Com		1,170.40				
I-10736231	Vulcan Materials Company	R	3/07/2014			017563		
100 4200.522200.01	R&M-Storm Damage Removal	Vulcan Materials Com		1,036.93				
I-841-223711-Resissu	Vulcan Materials Company	R	3/07/2014			017563		
560 4320.531100.00	Supplies	Vulcan Materials Com		419.50				
I-841-223712-Reissue	Vulcan Materials Company	R	3/07/2014			017563		
560 4320.531100.00	Supplies	Vulcan Materials Com		331.50				
I-841-223835-Reissue	Vulcan Materials Company	R	3/07/2014			017563		

VENDOR SET: 01 City of Dunwoody, GA
 BANK: 03 Suntrust Disbursement Acc
 DATE RANGE: 1/01/2014 THRU 3/31/2014

#E.1.

VENDOR I.D.	NAME	STATUS	CHECK DATE	AMOUNT	DISCOUNT	CHECK NO	CHECK STATUS	CHECK AMOUNT
000165	Vulcan Materials Compa	CONT						
I-841-223835-Reissue	Vulcan Materials Company	R	3/07/2014			017563		
560 4320.531100.00	Supplies	Vulcan Materials Com		583.13				7,233.73
000196	Georgia Management Agency, Inc							
I-14-323	Georgia Management Agency, Inc	R	3/07/2014			017564		
100 4200.522200.01	R&M-Storm Damage Removal	Georgia Management A		8,296.88				
I-58521	Roadworx	R	3/07/2014			017564		
100 4200.522200.02	R&M - Street Maintenance	Roadworx		1,750.00				
I-58550	Roadworx	R	3/07/2014			017564		
100 4200.522200.02	R&M - Street Maintenance	Roadworx		2,000.00				
I-58669	Roadworx	R	3/07/2014			017564		
560 4320.522200.00	Repairs & Maintenance	Roadworx		687.50				
I-58685	Georgia Management Agency, Inc	R	3/07/2014			017564		
100 4200.522200.01	R&M-Storm Damage Removal	Georgia Management A		4,080.00				
I-58690	Georgia Management Agency, Inc	R	3/07/2014			017564		
100 6200.522200.06	R&M-Parks	Georgia Management A		250.00				
350 4200.541400.00	Infrastructure	Georgia Management A		1,100.00				
I-58692	Roadworx	R	3/07/2014			017564		
560 4320.522200.00	Repairs & Maintenance	Roadworx		25,979.93				
100 4200.522200.02	R&M - Street Maintenance	Roadworx		35,357.93				
100 4200.522200.01	R&M-Storm Damage Removal	Roadworx		3,640.43				
I-58693	Georgia Management Agency, Inc	R	3/07/2014			017564		
100 4200.522200.02	R&M - Street Maintenance	Georgia Management A		1,000.00				
I-58703	Roadworx	R	3/07/2014			017564		
100 4200.522200.01	R&M-Storm Damage Removal	Roadworx		29,550.50				113,693.17
000206	Georgia Power							
I-15158-51225-2.14	Georgia Power	R	3/07/2014			017565		
100 6200.531230.00	Utilities	Georgia Power		762.98				762.98
000206	Georgia Power							
I-24953-72008-2.14	Georgia Power	R	3/07/2014			017566		
100 6200.531230.00	Utilities	Georgia Power		657.70				657.70
000206	Georgia Power							
I-February 2014	Georgia Power	R	3/07/2014			017567		
100 4100.531230.00	Electricity	Georgia Power		36,985.65				
100 6200.531230.00	Utilities	Georgia Power		6,314.24				43,299.89
000210	Rotary Club of Dunwoody, GA In							
I-March 2014	Rotary Club of Dunwoody, GA In	R	3/07/2014			017568		
100 1110.523600.00	Dues & Fees	Rotary Club of Dunwo		250.00				250.00

VENDOR #E.1. 01 City of Dunwoody, GA
BANK. 03 Suntrust Disbursement Acc
DATE RANGE: 1/01/2014 THRU 3/31/2014

VENDOR I.D.	NAME	STATUS	CHECK DATE	AMOUNT	DISCOUNT	CHECK NO	CHECK STATUS	CHECK AMOUNT
000245	FedEx							
I-2-547-88196	FedEx	R	3/07/2014			017569		
100 3200.523200.00	Communications	FedEx		85.29				85.29
000249	Municipal Code Corporation							
I-00239075	Municipal Code Corporation	R	3/07/2014			017570		
100 7000.521200.00	Prof Svcs	Municipal Code Corpo		11,072.01				11,072.01
000269	DeKalb County Georgia							
I-5968424 2.24.14	DeKalb County Georgia	R	3/07/2014			017571		
100 6200.531230.00	Utilities	DeKalb County Georgi		4,560.00				4,560.00
000296	Cummins Power South							
I-010-96197	Cummins Power South	R	3/07/2014			017572		
100 1565.522200.00	Repairs & Maintenance	Cummins Power South		714.76				714.76
000331	Tyler Technologies, Inc							
I-025-89213	Tyler Technologies, Inc	R	3/07/2014			017573		
100 2650.522200.00	Repairs & Maintenance	Tyler Technologies,		200.00				200.00
001009	Kimley-Horn and Associates, In							
I-019124002-1013	Kimley-Horn and Associates, In	R	3/07/2014			017574		
350 6200.541200.00	Site improvements	Kimley-Horn and Asso		9,020.40				9,020.40
001023	Victoria Clearfield							
I-February 2014	Victoria Clearfield	R	3/07/2014			017575		
100 2650.521300.00	Technical Svcs	Victoria Clearfield		900.00				900.00
001045	Specialty Engraving, Inc							
I-231933	Specialty Engraving, Inc	R	3/07/2014			017576		
100 3200.531100.04	Supplies - Operating	Specialty Engraving,		55.00				
I-231934	Specialty Engraving, Inc	R	3/07/2014			017576		
100 3200.521200.00	Prof Svcs	Specialty Engraving,		20.00				75.00
001086	Schiff Hardin LLP							
I-1861000	Schiff Hardin LLP	R	3/07/2014			017577		
100 1530.521200.02	Prof Svcs-Litigation	Schiff Hardin LLP		29,565.90				29,565.90
001107	TerraMark							
I-T2013-141-7343	TerraMark	R	3/07/2014			017578		
560 4320.522200.00	Repairs & Maintenance	TerraMark		306.25				306.25
001275	LMI Systems, Inc							
I-1043337	LMI Systems, Inc	R	3/07/2014			017579		
100 6200.522200.06	R&M-Parks	LMI Systems, Inc		714.36				714.36

VENDOR SET: 01 City of Dunwoody, GA
 BANK: 03 Suntrust Disbursement Acc
 DATE RANGE: 1/01/2014 THRU 3/31/2014

#E.1.

VENDOR I.D.	NAME	STATUS	CHECK DATE	AMOUNT	DISCOUNT	CHECK NO	CHECK STATUS	CHECK AMOUNT
001282	United Maintenance, Inc.							
I-209998	United Maintenance, Inc.	R	3/07/2014			017580		
100 6200.522200.06	R&M-Parks		United Maintenance,	910.82				910.82
001282	United Maintenance, Inc.							
I-210307	United Maintenance, Inc.	R	3/07/2014			017581		
100 6200.522200.06	R&M-Parks		United Maintenance,	252.00				252.00
001282	United Maintenance, Inc.							
I-210308	United Maintenance, Inc.	R	3/07/2014			017582		
100 6200.522200.06	R&M-Parks		United Maintenance,	200.00				200.00
001333	E. Harriman Construction, Inc.							
I-0226-14	E. Harriman Construction, Inc.	R	3/07/2014			017583		
100 6200.522200.06	R&M-Parks		E. Harriman Construc	8,182.00				8,182.00
001385	Wolverton and Associates, Inc.							
I-37175-2	DNWDY VILLAGE STORMWATER	R	3/07/2014			017584		
350 4200.541400.00	Infrastructure		DNWDY VILLAGE STORMW	1,927.56				1,927.56
001414	Geo-Hydro Engineers, Inc.							
I-46971	Geo-Hydro Engineers, Inc.	R	3/07/2014			017585		
350 4200.541400.00	Infrastructure		Geo-Hydro Engineers,	1,942.70				1,942.70
001415	Rite Way							
I-356840	Rite Way	R	3/07/2014			017586		
100 6200.522200.06	R&M-Parks		Rite Way	1,621.32				1,621.32
001426	A&A Plumbing							
I-378	A&A Plumbing	R	3/07/2014			017587		
100 6200.522200.06	R&M-Parks		A&A Plumbing	5,535.00				
I-380	A&A Plumbing	R	3/07/2014			017587		
100 6200.522200.06	R&M-Parks		A&A Plumbing	300.00				
I-385	A&A Plumbing	R	3/07/2014			017587		
100 6200.522200.06	R&M-Parks		A&A Plumbing	200.00				6,035.00
001430	John Deere Landscapes, Inc							
I-67186123	John Deere Landscapes, Inc	R	3/07/2014			017588		
100 4100.521200.10	Tree Fund Expenses		John Deere Landscape	115.00				
350 4200.541400.00	Infrastructure		John Deere Landscape	656.00				771.00
001472	Inland Waters Pollution Contro							
I-32400310CB-001	4555 CHADWELL LN PART A	R	3/07/2014			017589		
560 4320.522200.00	Repairs & Maintenance		4555 CHADWELL LN PAR	53,573.20				
I-32400311CB-001	4555 CHADWELL LN	R	3/07/2014			017589		
560 4320.522200.00	Repairs & Maintenance		4555 CHADWELL LN	8,722.50				62,295.70

VEN#E.1. 01 City of Dunwoody, GA
 BANK. 03 Suntrust Disbursement Acc
 DATE RANGE: 1/01/2014 THRU 3/31/2014

VENDOR I.D.	NAME	STATUS	CHECK DATE	AMOUNT	DISCOUNT	CHECK NO	CHECK STATUS	CHECK AMOUNT
001517	Southern Premier Contractors, I-DUN-199 560 4320.522200.00		3/07/2014	14,578.34		017590		14,578.34
	Repairs & Maintenance	4825 VILLAGE CREEK D						
001542	Southeastern Engineering Inc (I-13825 350 4200.541400.00		3/07/2014	7,516.36		017591		7,516.36
	Infrastructure	Southeastern Enginee						
001549	Gas South, LLC I-2739627154-1.27.14 100 6200.531230.00		3/07/2014	134.50		017592		134.50
	Utilities	Gas South, LLC						
001587	SouthernLINC Wireless I-3143 215 3800.523200.00		3/07/2014	1.35		017593		1.35
	Communications	SouthernLINC Wireles						
001605	Planners & Engineers Collabora I-31155 560 4320.522200.00		3/07/2014	1,326.23		017594		1,326.23
	Repairs & Maintenance	HYDRO/DETENTION STUD						
001627	Commercial Roof Solutions I-101316-3 350 6200.541400.00		3/07/2014	14,090.00		017595		
	Infrastructure	Commercial Roof Solu						
	I-101316-RET 350 6200.541400.00		3/07/2014	32,084.00		017595		46,174.00
	Infrastructure	Commercial Roof Solu						
001656	De Lage Landen I-40441635 100 3200.522300.00		3/07/2014	304.00		017596		304.00
	Rentals	De Lage Landen						
001689	Kacena Design, LLC I-Invoice #3 350 1565.541300.00		3/07/2014	3,132.20		017597		3,132.20
	Buildings	DWY NATURE CNTR ADDI						
001690	Oldcastle Precast Inc. I-410123567 560 4320.531100.00		3/07/2014	566.95		017598		
	Supplies	Oldcastle Precast In						
	I-410123568 560 4320.531100.00		3/07/2014	367.45		017598		934.40
	Supplies	Oldcastle Precast In						
001707	Pioneer Marketing Research Inc I-8220 100 1570.521200.00		3/07/2014	8,707.50		017599		8,707.50
	Professional Services	Pioneer Marketing Re						

VENDOR SET: 01 City of Dunwoody, GA
 BANK: 03 Suntrust Disbursement Acc
 DATE RANGE: 1/01/2014 THRU 3/31/2014

#E.1.

VENDOR I.D.	NAME	STATUS	CHECK DATE	AMOUNT	DISCOUNT	CHECK NO	CHECK STATUS	CHECK AMOUNT
001712	Mulkey, Inc.							
I-2013032-9	DESIGN MT VERNON/VERMACK	R	3/07/2014			017600		
350 4200.541400.00	Infrastructure	DESIGN MT VERNON/VER		7,711.91				7,711.91
001723	Sprinkle Consulting, Inc.							
I-2	MT VERNON BIKE LANE TRANS	R	3/07/2014			017601		
350 4200.541400.00	Infrastructure	MT VERNON BIKE LANE		1,200.00				1,200.00
001750	Riley McLendon, LLC II							
I-18-359-05-006	Riley McLendon, LLC II	R	3/07/2014			017602		
350 4200.541400.00	Infrastructure	Riley McLendon, LLC		13,300.00				13,300.00
001756	Georgia Snacks							
I-105	Georgia Snacks	R	3/07/2014			017603		
100 1540.512900.00	Other Employment Benefits	Georgia Snacks		800.00				800.00
001758	Corporate Health Partners, LLC							
I-2868	Corporate Health Partners, LLC	R	3/07/2014			017604		
100 1540.512900.00	Other Employment Benefits	Corporate Health Par		1,825.33				1,825.33
001760	IMS Infrastructure Management							
I-14213-3	PVMT CONDITION ASSESSMENT	R	3/07/2014			017605		
100 4100.521200.00	Prof Svcs	PVMT CONDITION ASSES		15,072.00				15,072.00
001783	Georgia Hydrant Services, Inc.							
I-2466	Georgia Hydrant Services, Inc.	R	3/07/2014			017606		
100 6200.522200.06	R&M-Parks	Georgia Hydrant Serv		2,775.00				2,775.00
001787	Optech RWM, LLC							
I-D0114	Optech RWM, LLC	R	3/07/2014			017607		
100 6200.522200.06	R&M-Parks	Optech RWM, LLC		19,179.50				
100 4200.522200.05	R&M - Right of Way Maint	Optech RWM, LLC		1,666.66				
100 4200.522200.01	R&M-Storm Damage Removal	Optech RWM, LLC		1,400.00				22,246.16
001788	Gray Pannell & Woodward LLP							
I-Review of HB 390	Gray Pannell & Woodward LLP	R	3/07/2014			017608		
100 1530.521200.01	Prof Svcs-Legal	Gray Pannell & Woodw		365.00				365.00
001789	ConGlobal Industries, Inc.							
I-5987	ConGlobal Industries, Inc.	R	3/07/2014			017609		
211 3200.531600.00	Small Equipment	ConGlobal Industries		2,825.00				2,825.00
1	Marques T. Williams							
I-13007265	Marques T. Williams:	R	3/07/2014			017610		
212 0000.127101.00	Seized Funds Payable	Marques T. Williams:		8,511.00				8,511.00

VENDOR #E.1. 01 City of Dunwoody, GA
BANK. 03 Suntrust Disbursement Acc
DATE RANGE: 1/01/2014 THRU 3/31/2014

VENDOR I.D.	NAME	STATUS	CHECK DATE	AMOUNT	DISCOUNT	CHECK NO	CHECK STATUS	CHECK AMOUNT
1	ARS Mechanical							
I-ARS Mechanical	ARS Mechanical:	R	3/07/2014			017611		
100 0000.323100.00	Bldg Structures & Equipment	ARS Mechanical:		5.00				5.00
1	Clark Equipment Company							
I-Clark Equipment Co	Clark Equipment Company:	R	3/07/2014			017612		
100 0000.316100.00	Business & Occupation Tax	Clark Equipment Comp		2,295.21				2,295.21
1	Get Your Guts In Gear							
I-Get Your Guts	Get Your Guts In Gear:	R	3/07/2014			017613		
100 0000.347900.00	Pavilion Rentals	Get Your Guts In Gea		975.00				975.00
1	Heather Kennedy							
I-Heather Kennedy	Heather Kennedy:	R	3/07/2014			017614		
100 0000.342900.00	Public Safety-Other	Heather Kennedy:		25.00				25.00
1	Horizon Actuarial Services							
I-Horizon Actuarial	Horizon Actuarial Services:	R	3/07/2014			017615		
100 0000.316100.00	Business & Occupation Tax	Horizon Actuarial Se		4,048.38				4,048.38
1	Luann Ferrell							
I-Luann Ferrell	Luann Ferrell:	R	3/07/2014			017616		
100 0000.347900.00	Pavilion Rentals	Luann Ferrell:		200.00				200.00
1	Matrix Resources							
I-Matrix Resources 2	Matrix Resources:	R	3/07/2014			017617		
100 0000.316100.00	Business & Occupation Tax	Matrix Resources:		263.17				263.17
1	Mortgage Assurnace Inc							
I-Mortgage Assu 2	Mortgage Assurnace Inc:	R	3/07/2014			017618		
100 0000.316100.00	Business & Occupation Tax	Mortgage Assurnace I		79.40				79.40
1	Ross Cooper							
I-Ross Cooper	Ross Cooper:	R	3/07/2014			017619		
100 0000.342900.00	Public Safety-Other	Ross Cooper:		25.00				25.00
1	Johnny Rutherford							
I-Rutherford refund	Johnny Rutherford:	R	3/07/2014			017620		
100 0000.323100.00	Bldg Structures & Equipment	Johnny Rutherford:		29.15				29.15
000021	Employment Screening Services							
I-187177	Employment Screening Services	R	3/21/2014			017621		
100 1540.521200.00	Professional Services	Employment Screening		101.00				101.00

VENDOR SET: 01 City of Dunwoody, GA
 BANK: 03 Suntrust Disbursement Acc
 DATE RANGE: 1/01/2014 THRU 3/31/2014

#E.1.

VENDOR I.D.	NAME	STATUS	CHECK DATE	AMOUNT	DISCOUNT	CHECK NO	CHECK STATUS	CHECK AMOUNT
000061	Blue Cross Blue Shield							
I-000453159G	Blue Cross Blue Shield	R	3/21/2014			017622		
100 1110.512100.00	Group Insurance			3,617.76				
100 1320.512100.00	Group Insurance			1,658.37				
100 1330.512100.00	Group Insurance			1,015.98				
100 1511.512100.00	Group Insurance			1,475.59				
100 2650.512100.00	Group Insurance			1,970.94				
100 3200.512100.00	Group Insurance			51,941.69				
100 4100.512100.00	Group Insurance			1,475.59				63,155.92
000080	International Association of							
I-001	International Association of	R	3/21/2014			017623		
100 3200.523700.00	Education & Training			85.00				85.00
000089	APeal Agency, Inc.							
I-192	APeal Agency, Inc.	R	3/21/2014			017624		
100 3200.521200.00	Prof Svcs			690.00				690.00
000118	Peace Officers'							
I-March 2014	Peace Officers'	R	3/21/2014			017625		
100 0000.121300.15	POAB Deduction Payable			600.00				600.00
000130	Translation Station, INC							
I-41572	Translation Station, INC	R	3/21/2014			017626		
100 2650.521300.00	Technical Svcs			237.38				237.38
000138	Riley McLendon, LLC							
I-62131	Riley McLendon, LLC	R	3/21/2014			017627		
100 1530.521200.01	Prof Svcs-Legal			12,500.00				
I-62132	Riley McLendon, LLC	R	3/21/2014			017627		
100 1530.521200.02	Prof Svcs-Litigation			5,490.00				
I-62133	Riley McLendon, LLC	R	3/21/2014			017627		
100 2650.521200.03	Prof Svcs-Court Solicitor			6,094.00				
I-62134	Riley McLendon, LLC	R	3/21/2014			017627		
350 4200.541400.00	Infrastructure			1,094.00				
I-62135	Riley McLendon, LLC	R	3/21/2014			017627		
350 4200.541400.00	Infrastructure			45.00				25,223.00
000149	AT&T							
I-1882-March 2014	AT&T	R	3/21/2014			017628		
100 1535.523200.00	Communications			91.67				91.67
000149	AT&T							
I-March 2014	AT&T	R	3/21/2014			017629		
100 1535.523200.00	Communications			97.01				97.01

VENDOR #E.1. 01 City of Dunwoody, GA
BANK. 03 Suntrust Disbursement Acc
DATE RANGE: 1/01/2014 THRU 3/31/2014

VENDOR I.D.	NAME	STATUS	CHECK DATE	AMOUNT	DISCOUNT	CHECK NO	CHECK STATUS	CHECK AMOUNT
000150	Fidelity Security Life Insuran							
I-7296492	Fidelity Security Life Insuran	R	3/21/2014			017630		
100 0000.121300.12	EE-Vision Payable	Fidelity Security Li		418.20				418.20
000151	Wolfe, Timothy W.							
I-February 2014	Wolfe, Timothy W.	R	3/21/2014			017631		
100 2650.521200.00	Prof Svcs	Wolfe, Timothy W.		1,050.00				1,050.00
000156	Powell, Hugh R							
I-1934	Powell, Hugh R	R	3/21/2014			017632		
100 2650.521200.00	Prof Svcs	Powell, Hugh R		1,050.00				1,050.00
000183	Sprint							
I-570839599-059	Sprint	R	3/21/2014			017633		
100 3200.523200.00	Communications	Sprint		2,184.06				2,184.06
000196	Georgia Management Agency, Inc							
I-58686	Georgia Management Agency, Inc	R	3/21/2014			017634		
100 4200.522200.01	R&M-Storm Damage Removal	Georgia Management A		9,875.00				9,875.00
000211	GIRMA							
I-204981	GIRMA	R	3/21/2014			017635		
100 4200.522200.02	R&M - Street Maintenance	GIRMA		1,000.00				1,000.00
000211	GIRMA							
I-204984	GIRMA	R	3/21/2014			017636		
100 3200.523100.01	Claims	GIRMA		1,000.00				1,000.00
000211	GIRMA							
I-205000	GIRMA	R	3/21/2014			017637		
100 3200.523100.01	Claims	GIRMA		1,000.00				1,000.00
000216	Strategic Datacom Inc							
I-8532	Strategic Datacom Inc	R	3/21/2014			017638		
100 1535.522200.00	Repairs & Maintenance	Strategic Datacom In		300.00				300.00
000229	Sungard Public Sector Inc							
I-78233	Sungard Public Sector Inc	R	3/21/2014			017639		
215 3800.523200.00	Communications	Sungard Public Secto		1,120.00				1,120.00
000245	FedEx							
I-2-569-87800	FedEx	R	3/21/2014			017640		
212 3200.521300.00	Technical Services	FedEx		26.69				26.69

VENDOR SET: 01 City of Dunwoody, GA
 BANK: 03 Suntrust Disbursement Acc
 DATE RANGE: 1/01/2014 THRU 3/31/2014

#E.1.

VENDOR I.D.	NAME	STATUS	CHECK DATE	AMOUNT	DISCOUNT	CHECK NO	CHECK STATUS	CHECK AMOUNT
000249	Municipal Code Corporation							
I-00240215	Municipal Code Corporation	R	3/21/2014			017641		
100 1330.521300.00	Technical Svcs	Municipal Code Corpo		400.00				400.00
000262	Dunwoody Chamber of Commerce I							
I-5369	Dunwoody Chamber of Commerce I	R	3/21/2014			017642		
100 7500.523600.00	Dues & Fees	Dunwoody Chamber of		1,000.00				1,000.00
000284	Aflac							
I-146655	Aflac	R	3/21/2014			017643		
100 0000.121300.18	AFLAC Deductions Payable	Aflac		1,235.20				1,235.20
000307	DeKalb County District Attorne							
I-14CV1562-4	DeKalb County District Attorne	R	3/21/2014			017644		
212 0000.351320.00	Cash Confiscation	DeKalb County Distri		350.00				
212 0000.351320.00	Cash Confiscation	DeKalb County Distri		108.50				458.50
000307	DeKalb County District Attorne							
I-14CV1564-4	DeKalb County District Attorne	R	3/21/2014			017645		
212 0000.351320.00	Cash Confiscation	DeKalb County Distri		230.00				
212 0000.351320.00	Cash Confiscation	DeKalb County Distri		130.70				360.70
001009	Kimley-Horn and Associates, In							
I-019124000-0114	Kimley-Horn and Associates, In	R	3/21/2014			017646		
350 4200.541400.00	Infrastructure	Kimley-Horn and Asso		1,942.42				1,942.42
001037	Mauldin & Jenkins, LLC							
I-550513	Mauldin & Jenkins, LLC	R	3/21/2014			017647		
100 1512.521200.00	Professional Services	Mauldin & Jenkins,		8,000.00				8,000.00
001045	Specialty Engraving, Inc							
I-232268	Specialty Engraving, Inc	R	3/21/2014			017648		
100 3200.531100.04	Supplies - Operating	Specialty Engraving,		355.00				
I-232495	Specialty Engraving, Inc	R	3/21/2014			017648		
100 3200.531100.04	Supplies - Operating	Specialty Engraving,		18.50				373.50
001097	US Department of Homeland Secu							
I-SAVE-329606	US Department of Homeland Secu	R	3/21/2014			017649		
100 1516.521300.00	Technical Services	US Department of Hom		25.00				25.00
001107	TerraMark							
I-T2011-024-7436	TerraMark	R	3/21/2014			017650		
350 6200.541200.00	Site improvements	TerraMark		350.00				350.00

VENDOR #E.1. 01 City of Dunwoody, GA
 BANK. 03 Suntrust Disbursement Acc
 DATE RANGE: 1/01/2014 THRU 3/31/2014

VENDOR I.D.	NAME	STATUS	CHECK DATE	AMOUNT	DISCOUNT	CHECK NO	CHECK STATUS	CHECK AMOUNT
001187	APG PCE, LLC							
I-PC41-100	April 2014 APG PCE, LLC	R	3/21/2014			017651		
100 1565.531230.00	Electricity	APG PCE, LLC		3,498.20				
100 0000.123310.00	Abated Rent	APG PCE, LLC		41,804.03				45,302.23
001328	LexisNexis Risk Data Managemen							
I-1502895-20140228	LexisNexis Risk Data Managemen	R	3/21/2014			017652		
100 1511.521300.00	Technical Services	LexisNexis Risk Data		50.00				50.00
001345	JEL Consulting Group, LLC							
I-188	JEL Consulting Group, LLC	R	3/21/2014			017653		
100 7500.521200.00	Professional Services	JEL Consulting Group		2,500.00				2,500.00
001421	Chattahoochee River 911 Author							
I-April 2014	Chattahoochee River 911 Author	R	3/21/2014			017654		
215 3800.571000.00	Intergovernmental-E911	Chattahoochee River		89,583.33				89,583.33
001444	Kenneth Wickham							
I-March 2014	Kenneth Wickham	R	3/21/2014			017655		
100 2650.521200.00	Prof Svcs	Kenneth Wickham		1,400.00				1,400.00
00159b	Pitney Bowes Global Financial							
I-9938656-MR14	Pitney Bowes Global Financial	R	3/21/2014			017656		
100 1565.522300.00	Rentals	Pitney Bowes Global		771.00				771.00
001617	Johnson Landscape, Inc. dba Ve							
I-CSTEE-0009-00(028)	Johnson Landscape, Inc. dba Ve	R	3/21/2014			017657		
250 4001.541400.09	TE09-Federal	Johnson Landscape, I		49,484.22				49,484.22
001652	Tople Construction & Engineeri							
I-2	Tople Construction & Engineeri	R	3/21/2014			017658		
350 4200.541400.00	Infrastructure	Tople Construction &		126,226.61				126,226.61
001673	Aerial Innovations of Ga., Inc							
I-43238	Aerial Innovations of Ga., Inc	R	3/21/2014			017659		
100 7000.521300.00	Technical Svcs	Aerial Innovations o		94.50				
I-43239	Aerial Innovations of Ga., Inc	R	3/21/2014			017659		
100 7000.521300.00	Technical Svcs	Aerial Innovations o		90.00				
I-43305	Aerial Innovations of Ga., Inc	R	3/21/2014			017659		
100 7000.521300.00	Technical Svcs	Aerial Innovations o		94.50				
I-43306	Aerial Innovations of Ga., Inc	R	3/21/2014			017659		
100 7000.521300.00	Technical Svcs	Aerial Innovations o		91.50				370.50

VENDOR SET: 01 City of Dunwoody, GA
 BANK: 03 Suntrust Disbursement Acc
 DATE RANGE: 1/01/2014 THRU 3/31/2014

#E.1.

VENDOR I.D.	NAME	STATUS	CHECK DATE	AMOUNT	DISCOUNT	CHECK NO	CHECK STATUS	CHECK AMOUNT
001731	David Zagoria							
I-D00031285	David Zagoria	R	3/21/2014			017660		
100 2650.521200.04	Prof Svcs-Public Defender	David Zagoria		70.00				70.00
001732	AT&T Mobility Attn: Anne Schm							
I-070155-1213	AT&T Mobility Attn: Anne Schm	R	3/21/2014			017661		
215 3800.523200.00	Communications	AT&T Mobility Attn:		6,132.00				6,132.00
001787	Optech RWM, LLC							
I-D0214	Optech RWM, LLC	R	3/21/2014			017662		
100 6200.522200.06	R&M-Parks	Optech RWM, LLC		20,335.10				
100 4200.522200.05	R&M - Right of Way Maint	Optech RWM, LLC		1,666.66				
100 4200.522200.01	R&M-Storm Damage Removal	Optech RWM, LLC		4,362.52				26,364.28
001790	The Network, Inc.							
I-802846	The Network, Inc.	R	3/21/2014			017663		
100 1540.521300.00	Technical Services	The Network, Inc.		5,580.00				5,580.00
1	Adam Allen							
I-Adam Allen-Reissue	Adam Allen:	R	3/21/2014			017664		
100 7000.523500.00	Travel	Adam Allen:		6.00				6.00
1	ICJE							
I-ICJE-Trina Gallien	ICJE:	R	3/21/2014			017665		
100 2650.523700.00	Education & Training	ICJE:		225.00				225.00
1	Medical Design International							
I-Medical Design	Medical Design International:	R	3/21/2014			017666		
100 0000.316100.00	Business & Occupation Tax	Medical Design Inter		32.24				32.24

* * T O T A L S * *	NO	INVOICE AMOUNT	DISCOUNTS	CHECK AMOUNT
REGULAR CHECKS:	307	3,294,563.74	0.00	3,294,563.74
HAND CHECKS:	0	0.00	0.00	0.00
DRAFTS:	33	1,448,204.24	0.00	1,448,204.24
EFT:	0	0.00	0.00	0.00
NON CHECKS:	0	0.00	0.00	0.00
VOID CHECKS:	0 VOID DEBITS	0.00		
	VOID CREDITS	0.00	0.00	0.00

TOTAL ERRORS: 0

VEN#E.1. 01 City of Dunwoody, GA
 BANK. 03 Suntrust Disbursement Acc

DATE RANGE: 1/01/2014 THRU 3/31/2014

** G/L ACCOUNT TOTALS **

G/L ACCOUNT	NAME	AMOUNT
100 0000.115300.02	Holiday Lunch	5,100.00
100 0000.121110.00	PCard A/P Control	434,233.06
100 0000.121300.12	EE-Vision Payable	1,275.24
100 0000.121300.15	POAB Deduction Payable	1,840.00
100 0000.121300.16	Flex Spending Ded Payable	13,123.31
100 0000.121300.18	AFLAC Deductions Payable	4,330.78
100 0000.123310.00	Abated Rent	125,412.09
100 0000.316100.00	Business & Occupation Tax	9,928.03
100 0000.323100.00	Bldg Structures & Equipment	236.15
100 0000.342900.00	Public Safety-Other	75.00
100 0000.347900.00	Pavilion Rentals	1,200.00
100 0000.351170.00	Municipal Court Fines & Forfei	82.00
100 1110.512100.00	Group Insurance	11,854.83
100 1110.523200.00	Communications	297.40
100 1110.523600.00	Dues & Fees	687.50
100 1110.531100.00	Supplies	285.88
100 1320.512100.00	Group Insurance	6,078.68
100 1320.512700.00	Workers' Compensation	257.66
100 1320.523200.00	Communications	671.32
100 1320.523600.00	Dues & Fees	100.00
100 1330.512100.00	Group Insurance	3,571.74
100 1330.512700.00	Workers' Compensation	178.94
100 1330.521300.00	Technical Svcs	400.00
100 1330.523200.00	Communications	276.93
100 1511.512100.00	Group Insurance	5,289.09
100 1511.512700.00	Workers' Compensation	178.94
100 1511.521100.01	Official/Admin Svcs	208,332.84
100 1511.521200.00	Professional Services	3,874.98
100 1511.521300.00	Technical Services	150.00
100 1511.523200.00	Communications	334.87
100 1511.523600.00	Dues & Fees	47,224.00
100 1512.521200.00	Professional Services	8,458.25
100 1512.523200.00	Communications	100.06
100 1512.523600.00	Dues & Fees	250.00
100 1516.521300.00	Technical Services	1,023.73
100 1516.523200.00	Communications	1,327.62
100 1530.521200.00	Prof Svcs	60,000.00
100 1530.521200.01	Prof Svcs-Legal	37,865.00
100 1530.521200.02	Prof Svcs-Litigation	47,129.47
100 1535.521100.01	Official/Admin Svcs	73,553.82
100 1535.522200.00	Repairs & Maintenance	300.00
100 1535.523200.00	Communications	557.99
100 1540.512900.00	Other Employment Benefits	9,588.49
100 1540.521200.00	Professional Services	101.00
100 1540.521300.00	Technical Services	5,580.00
100 1540.523600.00	Dues & Fees	50.00

VENDOR SET: 01 City of Dunwoody, GA
 BANK: 03 Suntrust Disbursement Acc
 DATE RANGE: 1/01/2014 THRU 3/31/2014

#E.1.

** G/L ACCOUNT TOTALS **

G/L ACCOUNT	NAME	AMOUNT
100 1565.522200.00	Repairs & Maintenance	37,201.45
100 1565.522300.00	Rentals	3,741.00
100 1565.531100.00	Supplies	15.00
100 1565.531230.00	Electricity	6,770.43
100 1565.531600.00	Small Equipment	4,248.56
100 1570.521100.01	Official/Admin Svcs	49,830.50
100 1570.521200.00	Professional Services	14,968.13
100 1570.523200.00	Communications	2,250.00
100 1570.523300.00	Advertising	6,597.33
100 1570.523400.00	Printing and Binding	1,797.98
100 1570.531100.00	Supplies	194.52
100 2650.512100.00	Group Insurance	7,117.56
100 2650.512700.00	Workers' Compensation	536.82
100 2650.521200.00	Prof Svcs	8,400.00
100 2650.521200.03	Prof Svcs-Court Solicitor	21,914.00
100 2650.521200.04	Prof Svcs-Public Defender	2,443.00
100 2650.521300.00	Technical Svcs	3,585.16
100 2650.522200.00	Repairs & Maintenance	600.00
100 2650.523200.00	Communications	482.98
100 2650.523700.00	Education & Training	450.00
100 3200.512100.00	Group Insurance	176,968.25
100 3200.512700.00	Workers' Compensation	120,991.70
100 3200.521200.00	Prof Svcs	1,547.00
100 3200.521300.00	Technical Svcs	3,990.06
100 3200.522200.00	Repairs & Maintenance	13,875.00
100 3200.522200.01	Repairs & Maintenance-Software	16,898.00
100 3200.522300.00	Rentals	912.00
100 3200.523100.01	Claims	2,000.00
100 3200.523200.00	Communications	15,128.90
100 3200.523600.00	Dues & Fees	457.50
100 3200.523700.00	Education & Training	2,305.00
100 3200.531100.00	Supplies-General	48.50
100 3200.531100.04	Supplies - Operating	1,073.00
100 3200.531270.00	Gasoline	49,872.79
100 4100.512100.00	Group Insurance	5,214.48
100 4100.512700.00	Worker's Compensation	178.94
100 4100.521100.01	Official/Admin Svcs	63,750.00
100 4100.521200.00	Prof Svcs	38,591.60
100 4100.521200.10	Tree Fund Expenses	8,224.00
100 4100.523200.00	Communications	295.90
100 4100.531230.00	Electricity	110,508.30
100 4200.521200.00	Prof Services	20,000.00
100 4200.522200.01	R&M-Storm Damage Removal	65,739.63
100 4200.522200.02	R&M - Street Maintenance	83,264.53
100 4200.522200.03	R&M - Traffic Signals	57,792.51
100 4200.522200.05	R&M - Right of Way Maint	12,103.65

VEN#E.1. 01 City of Dunwoody, GA
 BANK. 03 Suntrust Disbursement Acc

DATE RANGE: 1/01/2014 THRU 3/31/2014

** G/L ACCOUNT TOTALS **

G/L ACCOUNT	NAME	AMOUNT

100 4200.531100.00	Supplies	3,458.36
100 6200.521100.01	Official/Admin Svcs	31,249.95
100 6200.522200.06	R&M-Parks	99,213.60
100 6200.523200.00	Communications	114.03
100 6200.531100.00	Supplies	1,092.50
100 6200.531230.00	Utilities	30,226.47
100 7000.521100.01	Official/Admin Svcs	561,077.79
100 7000.521200.00	Prof Svcs	11,072.01
100 7000.521300.00	Technical Svcs	16,587.25
100 7000.523200.00	Communications	99.28
100 7000.523500.00	Travel	6.00
100 7500.521200.00	Professional Services	7,500.00
100 7500.523500.00	Travel	4.00
100 7500.523600.00	Dues & Fees	1,000.00
100 7500.531300.00	Food	218.49
	*** FUND TOTAL ***	2,940,562.08
211 3200.523700.00	Education & Training	8,545.00
211 3200.531600.00	Small Equipment	2,825.00
	*** FUND TOTAL ***	11,370.00
212 0000.127101.00	Seized Funds Payable	10,000.00
212 0000.351320.00	Cash Confiscation	819.20
212 3200.521300.00	Technical Services	26.69
	*** FUND TOTAL ***	10,845.89
215 3800.523200.00	Communications	19,324.75
215 3800.571000.00	Intergovernmental-E911	268,749.99
	*** FUND TOTAL ***	288,074.74
250 4001.541400.09	TE09-Federal	49,484.22
250 4002.522200.12	Repairs & Maintenance - PTOP	113,290.05
	*** FUND TOTAL ***	162,774.27
350 1535.521300.00	Technical Services	24,824.00
350 1565.541300.00	Buildings	24,264.97
350 4200.521200.00	Professional Services	2,187.50
350 4200.522200.00	Repairs & Maintenance	50,785.20
350 4200.541400.00	Infrastructure	579,642.16
350 6200.541100.00	Sites	41,562.00
350 6200.541200.00	Site improvements	242,203.88
350 6200.541400.00	Infrastructure	46,174.00
	*** FUND TOTAL ***	1,011,643.71
560 4320.521100.01	Official/Admin Svcs	30,000.00
560 4320.521200.09	Prof Svcs-Stormwater	119.25

VENDOR SET: 01 City of Dunwoody, GA
BANK: 03 Suntrust Disbursement Acc
DATE RANGE: 1/01/2014 THRU 3/31/2014

#E.1.

** G/L ACCOUNT TOTALS **

G/L ACCOUNT	NAME	AMOUNT
560 4320.522200.00	Repairs & Maintenance	279,606.70
560 4320.531100.00	Supplies	4,496.66
	*** FUND TOTAL ***	314,222.61
960 6200.541200.00	Site improvements	3,274.68
	*** FUND TOTAL ***	3,274.68

VENDOR SET: 01	BANK: 03	TOTALS:	NO	INVOICE AMOUNT	DISCOUNTS	CHECK AMOUNT
			340	4,742,767.98	0.00	4,742,767.98
BANK: 03	TOTALS:		340	4,742,767.98	0.00	4,742,767.98