

## MEMORANDUM

**To:** Mayor and City Council  
**From:** Rachel Bembry, Assistant Finance Director  
**Date:** November 10, 2014  
**Subject:** **YTD Financial Report for September, 2014**

---

Following are the financial highlights through September 30, 2014. Third quarter closed strong for the City with most revenues at or above expectations. HOST, building permits, E911 revenue and hotel/motel taxes are pacing to end the year well above budgeted levels. Year to date E911 revenues have reached the annual budgeted amount creating a budget surplus in budgeted general fund transfers to E911. Court revenues are at 98% of YTD budget due in part to the cancellation of court dates in the first quarter of the year when the City experienced multiple storms. At the end of first quarter court revenues were at 95% so there has been some recovery over the past six months.

Expenses are as expected. All departments with the exception of Community Development show overall positive variances. The budget overage in Community Development is due entirely to the increased building permit revenues. A budget amendment to capture variances such as this will come at a later date. Strategic management of resources in Police has resulted in savings in the overtime line item. Public Works continues to progress with increased spending during the warmer months. The budget surplus in that department has decreased further to about 4%.

*As Assistant Finance Director, I have reviewed this report. I am not aware of any material untrue statements or material omission; nor do I consider anything misleading. The financial statements and related information fairly present the financial condition and the results in all material respects. Management is responsible for internal controls and periodically evaluates these internal controls. No deficiencies in internal controls were discovered.*


Michael G. Davis Mayor

Denis Shortal City Council Post 1  
Jim Riticher City Council Post 2  
Doug R. Thompson City Council Post 3

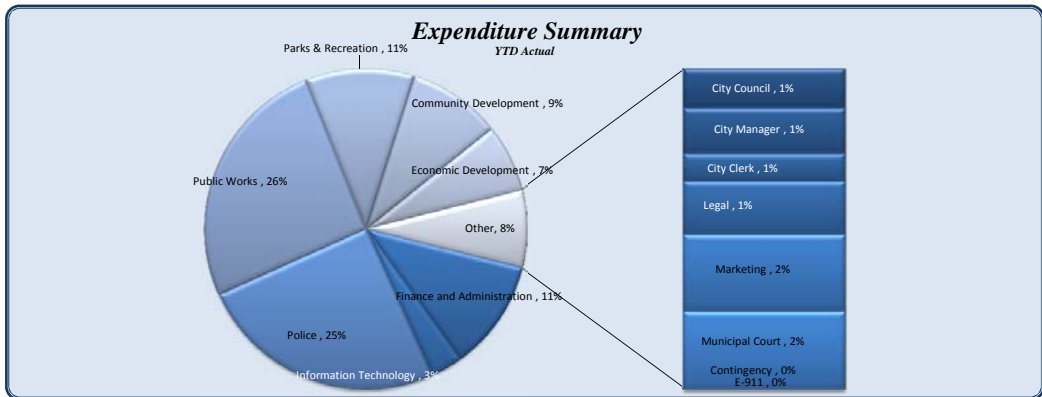
Terry Nall City Council Post 4  
Lynn Deutsch City Council Post 5  
John Heneghan City Council Post 6

City of Dunwoody  
YTD Statement of Revenues and  
Expenses Through September 30, 2014

Revenues & Resources	Total Annual	YTD Budget	YTD Actual	YTD Variance (\$ '000)	Prior YTD Actual (% of YTD Budget)	Flux (Diff from Prior Year)
	Budget					
Taxes	20,198,000	9,879,750	12,259,679	2,380	124%	2,205,062
Licenses & Permits	875,000	386,250	1,047,569	661	271%	79,605
Intergovernmental Revenues	-	-	3,000	3	-	3,000
Other Charges for Services	408,000	219,250	308,931	90	141%	80,140
Fines & Forfeitures	1,510,000	1,125,000	1,105,546	(19)	98%	110,794
Investment Income	10,000	3,753	4,508	1	120%	(4,213)
Contributions & Donations from Private Sources	5,000	3,751	20,376	17	543%	10,825
Miscellaneous Revenue	213,000	150,000	212,089	62	141%	121,573
Other Financing Sources	1,150,000	650,000	650,000	-	100%	354,991
Use of Prior Year Reserves	1,039,926	1,038,676	1,038,676	0	100%	1,038,676
<b>Total Revenues &amp; Resources</b>	<b>25,408,926</b>	<b>13,456,430</b>	<b>16,650,373</b>	<b>3,194</b>	<b>124%</b>	<b>3,999,178</b>



Expenditures	Total Annual	YTD Budget	YTD Actual	Variance (\$ '000)	Prior YTD Actual (% of YTD Budget)	Flux (Diff from Prior Year)
	Budget					
City Council	225,544	180,284	168,075	12	93%	(16,188)
City Manager	350,908	262,331	194,278	68	74%	60,745
City Clerk	170,742	132,818	118,484	14	89%	52,538
Legal	385,000	303,725	227,415	76	75%	54,198
Finance and Administration	2,789,724	2,132,620	1,959,241	173	92%	235,505
Information Technology	729,669	576,343	571,182	5	99%	11,665
Marketing	454,932	349,510	326,868	23	94%	(59,735)
Municipal Court	505,753	384,545	332,297	52	86%	(9,146)
Police	6,446,249	4,904,611	4,386,993	518	89%	989,461
E-911	251,655	188,741	-	189	0%	5,404
Public Works	6,235,646	4,699,013	4,514,106	185	96%	(745,390)
Parks & Recreation	2,685,633	2,059,900	1,913,099	147	93%	1,029,811
Community Development	2,068,802	1,553,002	1,650,519	(98)	106%	129,276
Economic Development	1,283,668	1,218,075	1,206,209	12	99%	(989,463)
Contingency	400,000	300,000	-	300	0%	-
<b>Total Expenditures</b>	<b>24,983,925</b>	<b>19,245,518</b>	<b>17,568,764</b>	<b>1,677</b>	<b>91%</b>	<b>748,680</b>



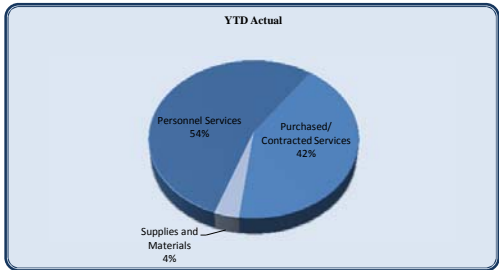
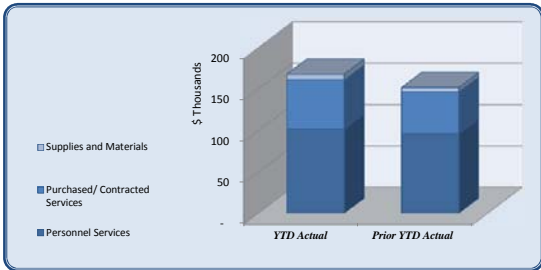
<b>Total Revenues over/(under) Expenditures</b>	<b>425,001</b>	<b>(5,789,089)</b>	<b>(918,391)</b>	<b>4,870,698</b>	<b>(5,666,249)</b>	<b>4,747,858</b>
---	----------------	--------------------	------------------	------------------	--------------------	------------------

City of Dunwoody  
YTD Statement of Revenues and  
Expenses Through September 30, 2014

Revenues	Total Annual Budget	YTD Budget	YTD Actual	Variance (\$ '000)	(% of YTD Budget)	Prior YTD Actual	Flux (Diff from Prior Year)
Real Property Tax	4,900,000	2,610,000	3,124,698	515	120%	2,545,794	578,904
Personal Property Tax	360,000	180,000	327,792	148	182%	201,431	126,361
Motor Vehicle	630,000	472,500	470,791	(2)	100%	453,076	(17,716)
Intangibles (Reg & Recording)	60,000	45,000	72,617	28	161%	41,531	31,085
Franchise Fees	3,250,000	680,000	737,523	58	108%	711,844	25,679
Homestead Option Sales Tax	4,000,000	1,800,000	3,105,689	1,306	173%	2,007,832	1,097,857
Hotel/Motel Tax	1,260,000	945,000	1,129,519	185	120%	931,888	197,631
Alcoholic Beverage Excise Tax	560,000	420,000	482,014	62	115%	465,663	16,351
MVR Excise Tax	98,000	73,500	86,515	13	118%	79,249	7,266
Excise Tax on Energy	-	-	29,611	30	-	-	29,611
Business & Occupation Tax	2,600,000	2,530,000	2,561,740	32	101%	2,490,754	70,987
Insurance Premium Tax	2,350,000	-	-	-	-	-	-
Financial Institutions Tax	105,000	105,000	113,441	8	108%	109,743	3,698
Penalties & int on delinq tax	5,000	3,750	6,201	2	165%	6,413	(212)
Pen & Int on delinq taxes-Business	20,000	15,000	11,527	(3)	77%	9,399	2,128
<b>Taxes</b>	<b>20,198,000</b>	<b>9,879,750</b>	<b>12,259,679</b>	<b>2,380</b>	<b>124%</b>	<b>10,054,617</b>	<b>2,205,062</b>
Alcoholic Beverage Licenses	360,000	-	42,158	42	-	24,485	17,673
Other Licenses and Permits	-	-	2,965	3	-	2,315	650
Planning & Zoning Fees	15,000	11,250	20,335	9	181%	15,360	4,975
Bldg Structures & Equipment	500,000	375,000	913,199	538	244%	904,051	9,148
Soil Erosion	-	-	20,412	20	-	21,753	(1,341)
Plan Review-Fire	-	-	48,500	49	-	-	48,500
<b>Licenses &amp; Permits</b>	<b>875,000</b>	<b>386,250</b>	<b>1,047,569</b>	<b>661</b>	<b>271%</b>	<b>967,963</b>	<b>79,605</b>
Local Government Grants	-	-	3,000	3	-	-	3,000
<b>Intergovernmental Revenues</b>	<b>-</b>	<b>-</b>	<b>3,000</b>	<b>3</b>	<b>-</b>	<b>-</b>	<b>3,000</b>
Election Qualifying Fees	-	-	-	-	-	2,880	(2,880)
Sale of maps and publications	-	-	311	0	-	326	(15)
Special Police Services	10,000	7,497	12,860	5	172%	12,680	180
Fingerprinting Fee	5,000	3,753	7,047	3	188%	5,057	1,991
Public Safety-Other	36,000	27,000	75,691	49	280%	26,861	48,830
Special Assessments	20,000	10,000	12,655	3	127%	10,901	1,754
Streetlight Fees	327,000	163,500	184,953	21	113%	156,853	28,100
Recreation Program Fees	-	-	249	0	-	1,440	(1,191)
Pavilion Rentals	10,000	7,500	15,075	8	201%	11,500	3,575
NSF Fees	-	-	90	0	-	294	(204)
<b>Other Charges for Services</b>	<b>408,000</b>	<b>219,250</b>	<b>308,931</b>	<b>90</b>	<b>141%</b>	<b>228,791</b>	<b>80,140</b>
Municipal Court Fines & Forfeitures	1,500,000	1,125,000	1,105,546	(19)	98%	994,752	110,794
Cash Confiscation	10,000	-	-	-	-	-	-
<b>Fines &amp; Forfeitures</b>	<b>1,510,000</b>	<b>1,125,000</b>	<b>1,105,546</b>	<b>(19)</b>	<b>98%</b>	<b>994,752</b>	<b>110,794</b>
Interest Revenue	10,000	3,753	4,508	1	120%	8,721	(4,213)
<b>Investment Income</b>	<b>10,000</b>	<b>3,753</b>	<b>4,508</b>	<b>1</b>	<b>120%</b>	<b>8,721</b>	<b>(4,213)</b>
Contr & Don From Priv Sources	-	-	11,601	12	-	-	11,601
Explorer Donations	5,000	3,751	8,775	5	234%	3,325	5,450
Donations	-	-	-	-	-	7,500	(7,500)
<b>Contributions &amp; Donations from Private Sources</b>	<b>5,000</b>	<b>3,751</b>	<b>20,376</b>	<b>17</b>	<b>543%</b>	<b>10,825</b>	<b>9,551</b>
Rents & Royalties	198,000	138,750	176,844	38	127%	50,805	(126,039)
Reimb for damaged property	-	-	34,173	34	-	37,091	(2,918)
Other Charges For Services	15,000	11,250	322	(11)	3%	2,620	(2,298)
Miscellaneous Revenue	-	-	750	1	-	-	750
<b>Miscellaneous Revenue</b>	<b>213,000</b>	<b>150,000</b>	<b>212,089</b>	<b>62</b>	<b>141%</b>	<b>90,516</b>	<b>121,573</b>
Proceeds from sale of property	1,150,000	650,000	650,000	-	100%	295,009	354,991
<b>Other Financing Sources</b>	<b>1,150,000</b>	<b>650,000</b>	<b>650,000</b>	<b>-</b>	<b>100%</b>	<b>295,009</b>	<b>354,991</b>
<b>Use of Prior Year Reserves</b>	<b>1,039,926</b>	<b>1,038,676</b>	<b>1,038,676</b>	<b>0</b>	<b>100%</b>	<b>-</b>	<b>1,038,676</b>
<b>Total Revenues</b>	<b>25,408,926</b>	<b>13,456,430</b>	<b>16,650,373</b>	<b>3,194</b>	<b>124%</b>	<b>12,651,196</b>	<b>3,999,178</b>

City of Dunwoody  
YTD Statement of Revenues and  
Expenses Through September 30, 2014

City Council	Total Annual Budget	YTD Budget	YTD Actual	Variance (\$ '000)	(% of YTD Budget)	Prior YTD Actual	Flux (Diff from Prior Year)
Personnel Services	135,694	101,771	101,885	(0)	100%	95,992	(5,894)
Purchased/ Contracted Services	76,650	67,913	59,257	9	87%	50,760	(8,497)
Supplies and Materials	13,200	10,601	6,933	4	65%	5,135	(1,798)
<b>Total City Council</b>	<b>225,544</b>	<b>180,284</b>	<b>168,075</b>	<b>12</b>	<b>93%</b>	<b>151,887</b>	<b>(16,188)</b>



City Council	Total Annual Budget	YTD Budget	YTD Actual	Variance (\$ '000)	(% of YTD Budget)	Prior YTD Actual	Flux (Diff from Prior Year)
Regular Salaries	88,000	66,000	66,066	(0)	100%	66,000	(66)
Employee Benefits	-	-	-	-	-	-	-
Group Insurance	40,962	30,722	31,123	(0)	101%	25,298	(5,825)
Social Security	5,456	4,092	3,807	0	93%	3,804	(2)
Medicare	1,276	957	890	0	93%	890	(1)
Unemployment Insurance	-	-	-	-	-	-	-
Workers' Compensation	-	-	-	-	-	-	-
Other Employee Benefits	-	-	-	-	-	-	-
<b>Personnel Services</b>	<b>135,694</b>	<b>101,771</b>	<b>101,885</b>	<b>(0)</b>	<b>100%</b>	<b>95,992</b>	<b>(5,894)</b>
Professional Services	3,000	2,500	1,868	1	75%	1,235	(633)
Technical Services	1,000	750	3,000	(2)	400%	10	(2,990)
Property/Liability Insurance	40,000	40,000	42,923	(3)	107%	32,742	(10,182)
Communications	6,500	4,875	1,290	4	26%	942	(348)
Printing & Binding	4,800	3,600	-	4	0%	462	462
Travel	10,300	7,725	4,760	3	62%	5,960	1,200
Dues & Fees	4,000	3,000	2,111	1	70%	1,725	(386)
Education & Training	7,050	5,463	3,305	2	61%	7,685	4,380
<b>Purchased/ Contracted Services</b>	<b>76,650</b>	<b>67,913</b>	<b>59,257</b>	<b>9</b>	<b>87%</b>	<b>50,760</b>	<b>(8,497)</b>
Supplies	4,000	3,421	3,159	0	92%	1,598	(1,561)
Food	4,500	3,475	1,951	2	56%	2,478	527
Books & Periodicals	700	525	220	0	42%	180	(40)
Small Equipment	4,000	3,180	1,604	2	50%	880	(724)
<b>Supplies and Materials</b>	<b>13,200</b>	<b>10,601</b>	<b>6,933</b>	<b>4</b>	<b>65%</b>	<b>5,135</b>	<b>(1,798)</b>
<b>Total City Council</b>	<b>225,544</b>	<b>180,284</b>	<b>168,075</b>	<b>12</b>	<b>93%</b>	<b>151,887</b>	<b>(16,188)</b>

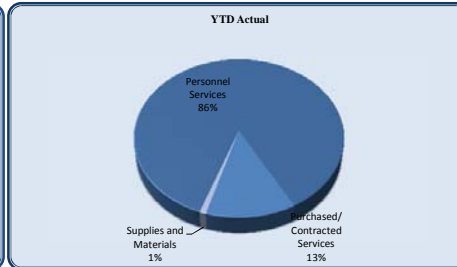
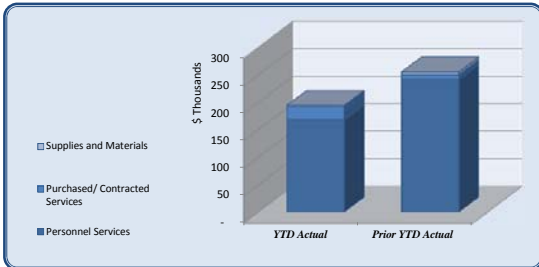
City of Dunwoody  
YTD Statement of Revenues and  
Expenses Through September 30, 2014

<i>City Council</i>	Davis	Shortal	Nall	Riticher	Deutsch	Thompson	Heneghan	Unallocated	Total
Regular Salaries	12,000	9,000	9,000	9,000	9,000	9,000	9,000	66	66,066
Group Insurance	4,328		13,132			13,663			31,123
Social Security	741	558	467	558	523	398	558	4	3,807
Medicare	173	131	109	131	122	93	131	1	890
<b>Personnel Services</b>	<b>17,242</b>	<b>9,689</b>	<b>22,708</b>	<b>9,689</b>	<b>9,645</b>	<b>23,154</b>	<b>9,689</b>	<b>71</b>	<b>101,885</b>
Professional Services								1,868	1,868
Technical Services								3,000	3,000
Property/Liability Insurance								42,923	42,923
Communications	342						935	13	1,290
Travel	1,316		771		868	1,024	10	771	4,760
Dues & Fees	241	110	1,760						2,111
Education & Training	925		550	730	550	550			3,305
<b>Purchased/ Contracted Services</b>	<b>2,824</b>	<b>110</b>	<b>3,081</b>	<b>730</b>	<b>1,418</b>	<b>1,574</b>	<b>945</b>	<b>48,575</b>	<b>59,257</b>
Supplies	537		442	115	115	67	268	1,614	3,158
Food	410							1,541	1,951
Books & Periodicals	220								220
Small Equipment	1,604								1,604
<b>Supplies and Materials</b>	<b>2,770</b>	<b>-</b>	<b>442</b>	<b>115</b>	<b>115</b>	<b>67</b>	<b>268</b>	<b>3,155</b>	<b>6,933</b>
<b>Total City Council</b>	<b>22,837</b>	<b>9,799</b>	<b>26,231</b>	<b>10,534</b>	<b>11,179</b>	<b>24,795</b>	<b>10,901</b>	<b>51,801</b>	<b>168,075</b>

Section 2.07 of the Dunwoody Code of Ordinances states, "The mayor shall be provided an annual expense allowance of \$5,000.00 and each councilmember shall be provided an annual expense allowance of \$3,000.00 for the reimbursement of expenses actually and necessarily incurred by the mayor and councilmembers in carrying out their duties as elected officials of the city." **Please see the subsequent page for a breakdown of all non-payroll expenses; including those charged to each Councilmember's discretionary allowance.**

City of Dunwoody  
YTD Statement of Revenues and  
Expenses Through September 30, 2014

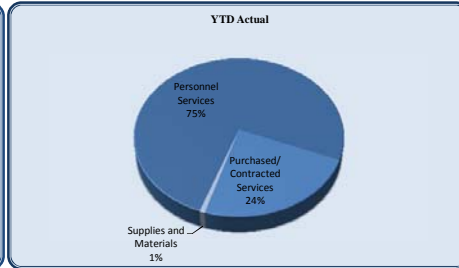
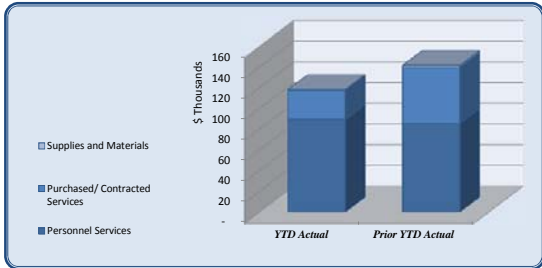
City Manager	Total Annual Budget	YTD Budget	YTD Actual	Variance (\$ '000)	Prior YTD Actual (% of YTD Budget)	Prior YTD Actual	Flux (Diff from Prior Year)
Personnel Services	327,766	244,619	167,811	77	69%	241,008	73,197
Purchased/ Contracted Services	18,685	14,189	24,690	(11)	174%	8,760	(15,929)
Supplies and Materials	4,457	3,523	1,777	2	50%	5,255	3,477
<b>Total City Manager</b>	<b>350,908</b>	<b>262,331</b>	<b>194,278</b>	<b>68</b>	<b>74%</b>	<b>255,023</b>	<b>60,745</b>



City Manager	Total Annual Budget	YTD Budget	YTD Actual	Variance (\$ '000)	Prior YTD Actual (% of YTD Budget)	Prior YTD Actual	Flux (Diff from Prior Year)
Regular Salaries	253,758	189,038	136,651	52	72%	181,020	44,369
Group Insurance	28,919	21,689	11,873	10	55%	27,123	15,250
Medicare	3,680	2,760	1,763	1	64%	2,684	921
Retirement	41,109	30,832	17,265	14	56%	30,181	12,915
Workers' Compensation	300	300	258	0	86%	-	(258)
<b>Personnel Services</b>	<b>327,766</b>	<b>244,619</b>	<b>167,811</b>	<b>77</b>	<b>69%</b>	<b>241,008</b>	<b>73,197</b>
Professional Services	-	-	13,759	(11)	-	-	(13,759)
Communications	3,110	2,333	1,708	1	73%	1,491	(217)
Printing & Binding	1,000	925	788	0	85%	237	(551)
Travel	5,900	4,425	2,953	1	67%	2,677	(276)
Dues & Fees	2,875	2,156	1,469	1	68%	1,850	381
Education & Training	5,800	4,350	4,013	0	92%	2,505	(1,508)
<b>Purchased/ Contracted Services</b>	<b>18,685</b>	<b>14,189</b>	<b>24,690</b>	<b>(11)</b>	<b>174%</b>	<b>8,760</b>	<b>(15,929)</b>
Supplies	2,062	1,556	633	1	41%	2,008	1,375
Food	1,500	1,165	477	1	41%	850	372
Books & Periodicals	320	287	353	(0)	123%	149	(204)
Small Equipment	575	516	314	0	61%	2,235	1,921
<b>Supplies and Materials</b>	<b>4,457</b>	<b>3,523</b>	<b>1,777</b>	<b>2</b>	<b>50%</b>	<b>5,255</b>	<b>3,477</b>
<b>Total City Manager</b>	<b>350,908</b>	<b>262,331</b>	<b>194,278</b>	<b>68</b>	<b>74%</b>	<b>255,023</b>	<b>60,745</b>

City of Dunwoody  
YTD Statement of Revenues and  
Expenses Through September 30, 2014

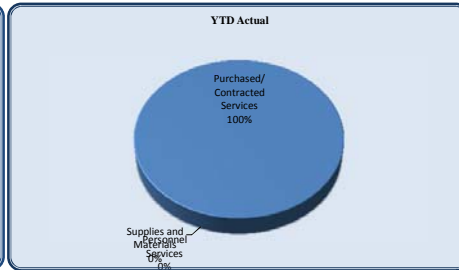
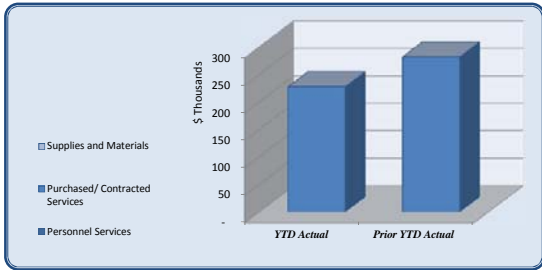
City Clerk	Total Annual Budget	YTD Budget	YTD Actual	Variance		Prior YTD Actual	Flux (Diff from Prior Year)
				(\$ '000)	(% of YTD Budget)		
Personnel Services	121,631	90,602	89,455	1	99%	85,634	(3,821)
Purchased/ Contracted Services	44,430	38,705	28,124	11	73%	54,154	26,030
Supplies and Materials	4,681	3,511	905	3	26%	1,930	1,025
Transfers Out	-	-	-	-	-	29,304	29,304
<b>Total City Clerk</b>	<b>170,742</b>	<b>132,818</b>	<b>118,484</b>	<b>14</b>	<b>89%</b>	<b>171,021</b>	<b>52,538</b>



City Clerk	Total Annual Budget	YTD Budget	YTD Actual	Variance		Prior YTD Actual	Flux (Diff from Prior Year)
				(\$ '000)	(% of YTD Budget)		
Salaries	90,896	67,514	67,506	0	100%	64,607	(2,899)
Group Insurance	14,894	11,171	10,084	1	90%	9,308	(776)
Medicare	1,289	967	963	0	100%	973	10
Retirement	14,402	10,802	10,723	0	99%	10,745	23
Workers' Compensation	150	150	179	(0)	119%	-	(179)
<b>Personnel Services</b>	<b>121,631</b>	<b>90,602</b>	<b>89,455</b>	<b>1</b>	<b>99%</b>	<b>85,634</b>	<b>(3,821)</b>
Professional Services	8,000	6,000	2,283	4	38%	2,546	263
Technical Services	2,750	2,063	400	2	19%	29,103	28,703
Repairs and Maintenance	22,700	21,825	20,556	1	94%	16,793	(3,763)
Communications	1,980	1,485	962	1	65%	1,220	258
Advertising	1,000	750	-	1	0%	650	650
Printing & Binding	500	375	-	0	0%	273	273
Travel	3,750	3,395	3,003	0	88%	1,561	(1,442)
Dues & Fees	265	199	319	(0)	161%	185	(134)
Education & Training	3,485	2,614	600	2	23%	1,823	1,223
<b>Purchased/ Contracted Services</b>	<b>44,430</b>	<b>38,705</b>	<b>28,124</b>	<b>11</b>	<b>73%</b>	<b>54,154</b>	<b>26,030</b>
Supplies	1,881	1,411	763	1	54%	1,093	330
Food	400	300	142	0	47%	52	(90)
Books & Periodicals	400	300	-	0	0%	-	-
Small Equipment	2,000	1,500	-	2	0%	785	785
<b>Supplies and Materials</b>	<b>4,681</b>	<b>3,511</b>	<b>905</b>	<b>3</b>	<b>26%</b>	<b>1,930</b>	<b>1,025</b>
Transfers to Debt Service Fund	-	-	-	-	-	29,304	29,304
<b>Transfers Out</b>	<b>-</b>	<b>-</b>	<b>-</b>	<b>-</b>	<b>-</b>	<b>29,304</b>	<b>29,304</b>
<b>Total City Clerk</b>	<b>170,742</b>	<b>132,818</b>	<b>118,484</b>	<b>14</b>	<b>89%</b>	<b>171,021</b>	<b>52,538</b>

City of Dunwoody  
YTD Statement of Revenues and  
Expenses Through September 30, 2014

<i>Legal</i>	Total Annual Budget	YTD Budget	YTD Actual	Variance (\$ '000)	(% of YTD Budget)	Prior YTD Actual	Flux (Diff from Prior Year)
Personnel Services	-	-	-	-	-	-	-
Purchased/ Contracted Services	384,950	303,688	227,398	76	75%	281,575	54,177
Supplies and Materials	50	38	17	0	46%	38	21
<b>Total Legal</b>	<b>385,000</b>	<b>303,725</b>	<b>227,415</b>	<b>76</b>	<b>75%</b>	<b>281,613</b>	<b>54,198</b>

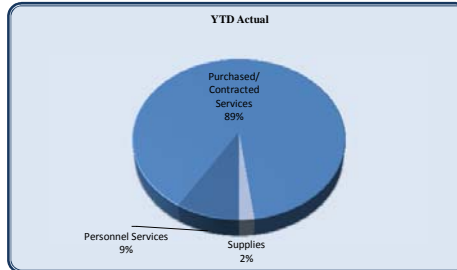
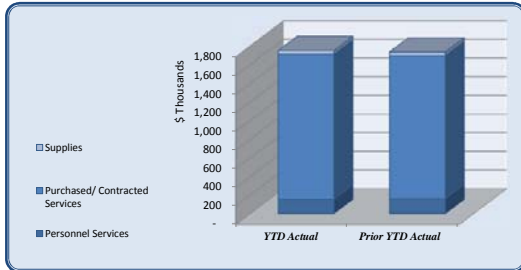


<i>Legal</i>	Total Annual Budget	YTD Budget	YTD Actual	Variance (\$ '000)	(% of YTD Budget)	Prior YTD Actual	Flux (Diff from Prior Year)
Personnel Services	-	-	-	-	-	-	-
Professional Services	384,900	303,650	227,376	76	75%	281,413	54,037
Printing & Binding	-	-	-	-	-	(266)	(266)
Travel	50	38	13	0	35%	13	-
<b>Purchased/ Contracted Services</b>	<b>384,950</b>	<b>303,688</b>	<b>227,398</b>	<b>76</b>	<b>75%</b>	<b>281,575</b>	<b>54,177</b>
Food	50	38	17	0	46%	-	(17)
<b>Supplies and Materials</b>	<b>50</b>	<b>38</b>	<b>17</b>	<b>0</b>	<b>46%</b>	<b>38</b>	<b>21</b>
<b>Total Legal</b>	<b>385,000</b>	<b>303,725</b>	<b>227,415</b>	<b>76</b>	<b>75%</b>	<b>281,613</b>	<b>54,198</b>



City of Dunwoody  
YTD Statement of Revenues and  
Expenses Through September 30, 2014

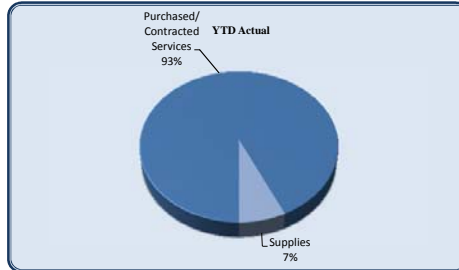
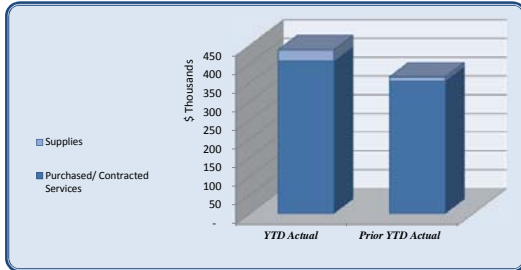
<i>Finance and Administration</i>							
	Total Annual Budget	YTD Budget	YTD Actual	Variance (\$ '000)	(% of YTD Budget)	Prior YTD Actual	Flux (Diff from Prior Year)
Personnel Services	225,203	168,418	153,895	15	91%	160,990	7,095
Purchased/ Contracted Services	2,203,650	1,692,997	1,557,124	136	92%	1,536,885	(20,239)
Supplies	79,371	60,080	37,097	23	62%	36,870	(226)
Transfers Out	281,500	211,125	211,125	-	100%	460,000	248,875
<b>Total Finance and Administration</b>	<b>2,789,724</b>	<b>2,132,620</b>	<b>1,959,241</b>	<b>173</b>	<b>92%</b>	<b>2,194,745</b>	<b>235,505</b>



<i>Finance and Administration</i>							
	Total Annual Budget	YTD Budget	YTD Actual	Variance (\$ '000)	(% of YTD Budget)	Prior YTD Actual	Flux (Diff from Prior Year)
Regular Salaries	135,649	101,142	100,181	1	99%	96,892	(3,289)
Group Insurance	22,461	16,932	14,573	2	86%	13,425	(1,148)
Medicare	1,967	1,474	1,385	0	94%	1,398	13
Retirement	21,976	16,470	15,810	1	96%	15,961	151
Workers' Compensation	150	150	179	(0)	119%	-	(179)
Other Employee Benefits	43,000	32,250	21,767	10	67%	33,314	11,547
<b>Personnel Services</b>	<b>225,203</b>	<b>168,418</b>	<b>153,895</b>	<b>15</b>	<b>91%</b>	<b>160,990</b>	<b>7,095</b>
Official/Admin Services	1,249,997	937,498	937,498	(0)	100%	937,498	-
Professional Services	99,636	74,727	51,065	24	68%	41,932	(9,133)
Technical Services	37,500	34,950	35,908	(1)	103%	28,332	(7,576)
Repairs & Maintenance	82,313	66,521	62,678	4	94%	48,657	(14,022)
Rentals	523,419	392,564	316,610	76	81%	316,303	(307)
Insurance	55,000	55,000	40,005	15	73%	52,436	12,431
Communications	8,200	6,150	5,821	0	95%	5,272	(549)
Advertising	2,500	1,875	1,219	1	65%	830	(389)
Printing & Binding	8,400	6,300	5,845	0	93%	3,470	(2,375)
Travel	5,500	4,125	4,403	(0)	107%	3,515	(887)
Dues & Fees	63,920	62,838	63,644	(1)	101%	73,861	10,216
Education & Training	38,465	28,849	10,922	18	38%	4,576	(6,347)
Other Charges	28,800	21,600	21,507	0	100%	20,204	(1,303)
<b>Purchased/ Contracted Services</b>	<b>2,203,650</b>	<b>1,692,997</b>	<b>1,557,124</b>	<b>136</b>	<b>92%</b>	<b>1,536,885</b>	<b>(20,239)</b>
Supplies	15,681	11,761	9,632	2	82%	8,164	(1,468)
Electricity	25,000	18,750	14,231	5	76%	14,369	137
Diesel	10,000	7,500	-	8	0%	-	-
Food	22,290	16,718	9,089	8	54%	4,891	(4,198)
Books & Periodicals	1,500	1,125	314	1	28%	708	394
Small Equipment	4,900	4,227	3,830	0	91%	8,738	-
<b>Supplies</b>	<b>79,371</b>	<b>60,080</b>	<b>37,097</b>	<b>23</b>	<b>62%</b>	<b>36,870</b>	<b>(226)</b>
Transfers to Debt Service Fund	-	-	-	-	-	160,000	160,000
Transfers to Capital	281,500	211,125	211,125	-	100%	-	88,875
<b>Transfers Out</b>	<b>281,500</b>	<b>211,125</b>	<b>211,125</b>	<b>-</b>	<b>100%</b>	<b>460,000</b>	<b>248,875</b>
<b>Total Finance and Administration</b>	<b>2,789,724</b>	<b>2,132,620</b>	<b>1,959,241</b>	<b>173</b>	<b>92%</b>	<b>2,194,745</b>	<b>235,505</b>

City of Dunwoody  
YTD Statement of Revenues and  
Expenses Through September 30, 2014

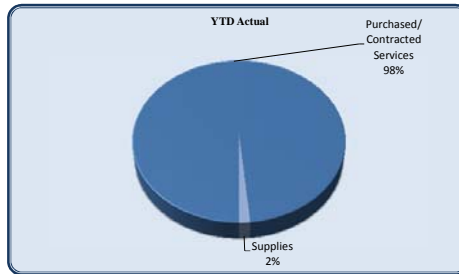
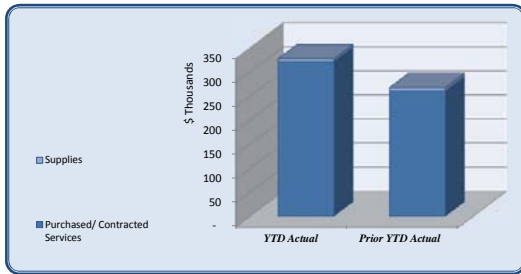
Information Technology	Total Annual Budget	YTD Budget	YTD Actual	Variance (\$ '000)	(% of YTD Budget)	Prior YTD Actual	Flux (Diff from Prior Year)
Purchased/ Contracted Services	516,934	411,483	406,282	5	99%	353,783	(52,499)
Supplies	33,360	31,828	30,368	1	95%	11,064	(19,304)
Transfers Out	179,375	134,531	134,531	-	100%	218,000	83,469
<b>Total Information Technology</b>	<b>729,669</b>	<b>577,842</b>	<b>571,182</b>	<b>7</b>	<b>99%</b>	<b>582,847</b>	<b>11,665</b>



Information Technology	Total Annual Budget	YTD Budget	YTD Actual	Variance (\$ '000)	(% of YTD Budget)	Prior YTD Actual	Flux (Diff from Prior Year)
Official/Admin Svcs	309,662	232,247	232,246	0	100%	220,662	(11,585)
Professional Services	-	-	40	(0)		279	239
Technical Services	13,000	12,267	12,472	(0)	102%	657	(11,815)
Repairs & Maintenance	159,033	137,410	135,888	2	99%	97,807	(38,081)
Communications	31,739	26,936	25,636	1	95%	34,378	8,742
Printing & Binding	500	375	-	0	0%	-	-
Education & Training	3,000	2,250	-	2	0%	-	-
<b>Purchased/ Contracted Services</b>	<b>516,934</b>	<b>411,483</b>	<b>406,282</b>	<b>5</b>	<b>99%</b>	<b>353,783</b>	<b>(52,499)</b>
Supplies	650	650	793	(0)	122%	965	171
Small Equipment	32,710	31,178	29,575	2	95%	10,099	-
<b>Supplies</b>	<b>33,360</b>	<b>31,828</b>	<b>30,368</b>	<b>1</b>	<b>95%</b>	<b>11,064</b>	<b>(19,304)</b>
Transfers to Debt Service Fund	-	-	-	-		218,000	218,000
Transfers to Capital	179,375	134,531	134,531	-	100%	-	(134,531)
<b>Transfers Out</b>	<b>179,375</b>	<b>134,531</b>	<b>134,531</b>	<b>-</b>	<b>100%</b>	<b>218,000</b>	<b>83,469</b>
<b>Total Information Technology</b>	<b>729,669</b>	<b>577,842</b>	<b>571,182</b>	<b>7</b>	<b>99%</b>	<b>582,847</b>	<b>11,665</b>

City of Dunwoody  
YTD Statement of Revenues and  
Expenses Through September 30, 2014

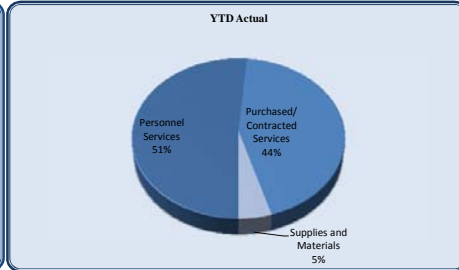
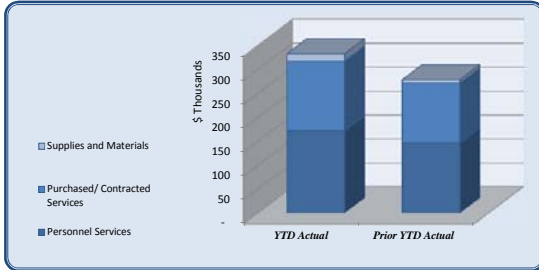
Marketing	Total Annual Budget	YTD Budget	YTD Actual	Variance (\$ '000)	(% of YTD Budget)	Prior YTD Actual	Flux (Diff from Prior Year)
Purchased/ Contracted Services	438,023	336,829	321,821	15	96%	260,399	(61,422)
Supplies	16,909	12,682	5,047	8	40%	6,733	1,687
<b>Total Marketing</b>	<b>454,932</b>	<b>349,510</b>	<b>326,868</b>	<b>23</b>	<b>94%</b>	<b>267,132</b>	<b>(59,735)</b>



Marketing	Total Annual Budget	YTD Budget	YTD Actual	Variance (\$ '000)	(% of YTD Budget)	Prior YTD Actual	Flux (Diff from Prior Year)
Official/Admin Services	298,983	224,237	224,237	-	100%	193,525	(30,713)
Professional Services	40,040	33,185	33,594	(0)	101%	34,492	898
Technical Services	15,000	11,250	11,076	0	98%	3,600	(7,476)
Communications	4,375	3,281	167	3	5%	197	30
Advertising	55,000	43,917	35,564	8	81%	21,839	(13,725)
Printing & Binding	20,000	16,333	12,558	4	77%	6,682	(5,875)
Dues & Fees	4,625	4,625	4,625	0	100%	-	(4,625)
<b>Purchased/ Contracted Services</b>	<b>438,023</b>	<b>336,829</b>	<b>321,821</b>	<b>15</b>	<b>96%</b>	<b>260,399</b>	<b>(61,422)</b>
Supplies	7,000	5,250	3,693	2	70%	4,103	410
Food	5,000	3,750	565	3	15%	1,684	1,120
Books & Periodicals	800	600	-	1	0%	-	-
Small Equipment	4,109	3,082	789	2	26%	946	-
<b>Supplies</b>	<b>16,909</b>	<b>12,682</b>	<b>5,047</b>	<b>8</b>	<b>40%</b>	<b>6,733</b>	<b>1,687</b>
<b>Total Marketing</b>	<b>454,932</b>	<b>349,510</b>	<b>326,868</b>	<b>23</b>	<b>94%</b>	<b>267,132</b>	<b>(59,735)</b>

City of Dunwoody  
YTD Statement of Revenues and  
Expenses Through September 30, 2014

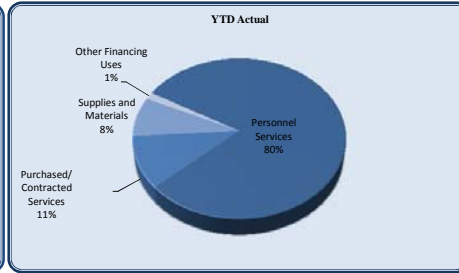
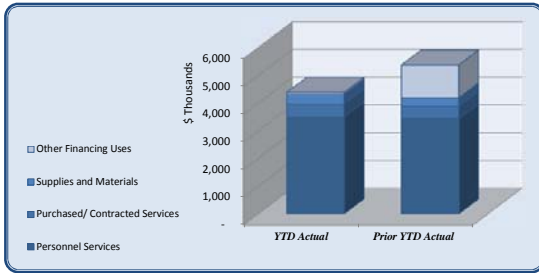
Municipal Court	Total Annual Budget	YTD Budget	YTD Actual	Variance	Prior YTD Actual	Flux		
							(% of YTD Budget)	(Diff from Prior Year)
				(\$ '000)				
Personnel Services	263,941	198,539	170,866	28	86%	145,760	(25,106)	
Purchased/ Contracted Services	222,350	168,763	146,167	23	87%	125,422	(20,745)	
Supplies and Materials	19,462	17,244	15,270	2	89%	6,969	(8,301)	
Other Financing Uses	-	-	(5)	0		45,000	45,005	
<b>Total Municipal Court</b>	<b>505,753</b>	<b>384,545</b>	<b>332,297</b>	<b>52</b>	<b>86%</b>	<b>323,151</b>	<b>(9,146)</b>	



Municipal Court	Total Annual Budget	YTD Budget	YTD Actual	Variance	Prior YTD Actual	Flux		
							(% of YTD Budget)	(Diff from Prior Year)
				(\$ '000)				
Regular Salaries	186,194	139,646	120,106	20	86%	103,576	(16,531)	
Overtime Salaries	6,500	5,308	5,541	(0)	104%	4,292	(1,248)	
Group Insurance	37,891	28,418	23,322	5	82%	18,950	(4,371)	
Medicare	2,691	2,018	1,801	0	89%	1,572	(229)	
Retirement	30,065	22,549	19,559	3	87%	17,370	(2,190)	
Workers' Compensation	600	600	537	0	89%	-	(537)	
<b>Personnel Services</b>	<b>263,941</b>	<b>198,539</b>	<b>170,866</b>	<b>28</b>	<b>86%</b>	<b>145,760</b>	<b>(25,106)</b>	
Professional Services	153,945	115,459	106,073	9	92%	91,415	(14,658)	
Technical Services	32,550	24,413	18,220	6	75%	13,660	(4,560)	
Repairs & Maintenance	16,050	14,038	15,322	(1)	109%	14,762	(560)	
Rentals	4,000	3,000	455	3	15%	269	(186)	
Communications	4,000	3,000	2,959	0	99%	2,306	(654)	
Printing & Binding	1,000	750	1,008	(0)	134%	334	(674)	
Travel	5,000	3,750	473	3	13%	1,385	912	
Dues & Fees	805	604	432	0	72%	192	(240)	
Education & Training	5,000	3,750	1,225	3	33%	1,100	(125)	
<b>Purchased/ Contracted Services</b>	<b>222,350</b>	<b>168,763</b>	<b>146,167</b>	<b>23</b>	<b>87%</b>	<b>125,422</b>	<b>(20,745)</b>	
Supplies	5,974	4,481	3,631	1	81%	3,986	355	
Food	2,300	1,725	714	1	41%	867	153	
Books & Periodicals	600	450	609	(0)	135%	384	(225)	
Small Equipment	10,588	10,588	10,316	0	97%	1,731	(8,585)	
<b>Supplies and Materials</b>	<b>19,462</b>	<b>17,244</b>	<b>15,270</b>	<b>2</b>	<b>89%</b>	<b>6,969</b>	<b>(8,301)</b>	
Transfers to Debt Service Fund	-	-	-	-		45,000	45,000	
Cash over/short	-	-	(5)	0		-	5	
<b>Other Financing Uses</b>	<b>-</b>	<b>-</b>	<b>(5)</b>	<b>0</b>		<b>45,000</b>	<b>45,005</b>	
<b>Total Municipal Court</b>	<b>505,753</b>	<b>384,545</b>	<b>332,297</b>	<b>52</b>	<b>86%</b>	<b>323,151</b>	<b>(9,146)</b>	

City of Dunwoody  
YTD Statement of Revenues and  
Expenses Through September 30, 2014

Police	Total Annual Budget	YTD Budget	YTD Actual	Variance (\$ '000)	Prior YTD Actual (% of YTD Budget)	Flux (Diff from Prior Year)
Personnel Services	5,163,926	3,876,354	3,512,269	364	91%	3,444,036 (68,233)
Purchased/ Contracted Services	699,705	570,516	461,448	109	81%	442,213 (19,235)
Supplies and Materials	498,220	394,443	349,978	44	89%	313,196 (36,781)
Other Financing Uses	84,398	63,299	63,299	-	100%	1,177,009 1,113,711
<b>Total Police</b>	<b>6,446,249</b>	<b>4,904,611</b>	<b>4,386,993</b>	<b>518</b>	<b>89%</b>	<b>5,376,454 989,461</b>



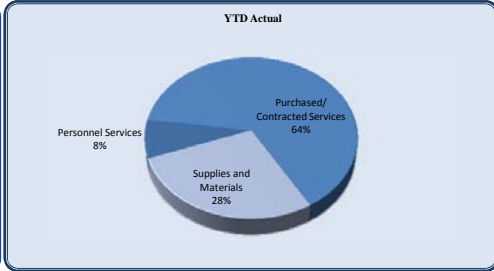
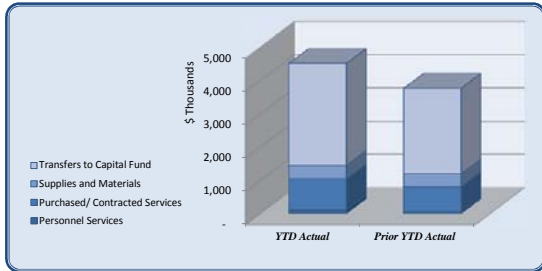
Police	Total Annual Budget	YTD Budget	YTD Actual	Variance (\$ '000)	Prior YTD Actual (% of YTD Budget)	Flux (Diff from Prior Year)
Regular Salaries	3,322,541	2,464,290	2,365,576	99	96%	2,266,616 (98,960)
Overtime Salaries	325,136	243,852	75,355	168	31%	140,972 (65,616)
<b>Total Salaries</b>	<b>3,647,677</b>	<b>2,708,142</b>	<b>2,440,931</b>	<b>267</b>	<b>90%</b>	<b>2,407,587 (33,344)</b>
Group Insurance	782,582	586,937	537,455	49	92%	500,814 (36,641)
Medicare	52,892	39,669	34,248	5	86%	35,273 (1,025)
Retirement	556,675	417,506	370,130	47	89%	381,276 (11,147)
Workers' Compensation	124,100	124,100	129,506	(5)	104%	118,871 (10,635)
<b>Personnel Services</b>	<b>1,516,249</b>	<b>1,168,212</b>	<b>1,071,337</b>	<b>97</b>	<b>92%</b>	<b>1,036,448 (34,889)</b>
Professional Services	92,000	69,000	10,132	59	15%	9,175 (958)
Technical Services	30,760	23,070	15,560	8	67%	17,008 (1,448)
Repairs & Maintenance	302,181	247,101	218,077	29	88%	223,685 (5,608)
Rentals	12,100	9,075	7,842	1	86%	5,345 (2,496)
Insurance	87,357	87,357	78,592	9	90%	72,341 (6,251)
Claims	4,000	4,000	17,558	(14)	439%	12,479 (5,079)
Communications	77,607	60,638	61,898	(1)	102%	50,227 (11,671)
Advertising	2,500	1,875	75	2	4%	673 (597)
Printing & Binding	5,440	4,080	3,511	1	86%	1,613 (1,898)
Travel	39,000	29,250	25,394	4	87%	23,469 (1,924)
Dues & Fees	10,480	7,860	4,627	3	59%	5,702 (1,075)
Education & Training	36,280	27,210	18,181	9	67%	20,494 (2,313)
<b>Purchased/ Contracted Services</b>	<b>699,705</b>	<b>570,516</b>	<b>461,448</b>	<b>109</b>	<b>81%</b>	<b>442,213 (19,235)</b>
Supplies	94,086	81,950	79,485	2	97%	79,719 (235)
Supplies-Explorer Program	6,000	5,510	16,961	(11)	308%	7,323 (9,638)
Gasoline	255,000	191,250	181,854	9	95%	182,445 (591)
Food	6,000	4,500	807	4	18%	1,028 (222)
Books & Periodicals	2,500	1,875	1,321	1	70%	1,080 (240)
Small Equipment	134,634	109,359	69,550	40	64%	41,600 (27,950)
<b>Supplies and Materials</b>	<b>498,220</b>	<b>394,443</b>	<b>349,978</b>	<b>44</b>	<b>89%</b>	<b>313,196 (36,781)</b>
Transfers to Debt Service Fund	-	-	-	-	-	939,000 939,000
Transfers to Capital Fund	84,398	63,299	63,299	-	100%	238,009 174,711
<b>Other Financing Uses</b>	<b>84,398</b>	<b>63,299</b>	<b>63,299</b>	<b>-</b>	<b>100%</b>	<b>1,177,009 1,113,711</b>
<b>Total Police</b>	<b>6,446,249</b>	<b>4,904,611</b>	<b>4,386,993</b>	<b>518</b>	<b>89%</b>	<b>5,376,454 989,461</b>

City of Dunwoody  
 YTD Statement of Revenues and  
 Expenses Through September 30, 2014

<i>E-911</i>	Total Annual Budget	YTD Budget	YTD Actual	Variance (% of YTD Budget) (\$ '000)	Prior YTD Actual	Flux (Diff from Prior Year)
Transfers to E-911 Fund	251,655	188,741	-	189	0%	5,404
<b>Total E-911</b>	<b>251,655</b>	<b>188,741</b>	<b>-</b>	<b>189</b>	<b>0%</b>	<b>5,404</b>

City of Dunwoody  
YTD Statement of Revenues and  
Expenses Through September 30, 2014

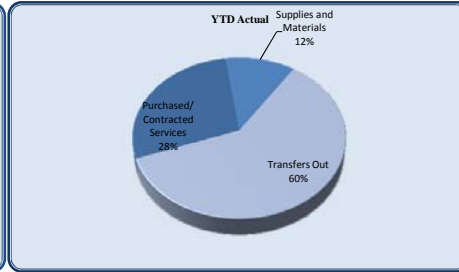
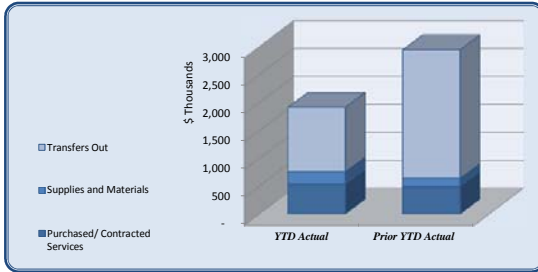
Public Works	Total Annual Budget	YTD Budget	YTD Actual	Variance	Prior YTD Actual	Flux		
							(% of YTD Budget)	(Diff from Prior Year)
				(\$ '000)				
Personnel Services	154,058	115,184	111,258	4	97%	68,583	(42,676)	
Purchased/ Contracted Services	1,300,157	1,101,056	933,676	167	85%	742,541	(191,135)	
Supplies and Materials	546,431	419,023	405,421	14	97%	388,842	(16,579)	
Transfers to Capital Fund	4,235,000	3,063,750	3,063,750	-	100%	2,568,750	(495,000)	
<b>Total Public Works</b>	<b>6,235,646</b>	<b>4,699,013</b>	<b>4,514,106</b>	<b>185</b>	<b>96%</b>	<b>3,768,716</b>	<b>(745,390)</b>	



Public Works	Total Annual Budget	YTD Budget	YTD Actual	Variance	Prior YTD Actual	Flux		
							(% of YTD Budget)	(Diff from Prior Year)
				(\$ '000)				
Salaries	113,883	85,015	82,159	3	97%	55,000	(27,159)	
Group Insurance	20,114	15,086	14,349	1	95%	5,926	(8,423)	
Medicare	1,636	1,227	1,189	0	97%	742	(447)	
Retirement	18,275	13,706	13,383	0	98%	6,915	(6,467)	
Workers' Compensation	150	150	179	(0)	119%	-	(179)	
<b>Personnel Services</b>	<b>154,058</b>	<b>115,184</b>	<b>111,258</b>	<b>4</b>	<b>97%</b>	<b>68,583</b>	<b>(42,676)</b>	
Official/Admin Svcs	255,000	191,250	191,250	-	100%	191,250	-	
Professional Services	96,850	82,713	67,918	15	82%	5,463	(62,455)	
Tree Fund Expenses	92,534	84,334	84,815	(0)	101%	4,250	(80,565)	
Professional Services	-	-	-	-	-	4,550	4,550	
Technical Services	2,400	1,800	1,800	-	100%	1,800	-	
Repairs & Maintenance	23,300	17,475	10,000	7	57%	10,180	180	
R&M - Storm Damage Removal	25,000	75,480	71,544	4	95%	20,062	(51,482)	
R&M - Street Maintenance	535,800	446,050	398,701	47	89%	328,301	(70,400)	
R&M - Traffic Signals	221,000	165,750	75,188	91	45%	160,096	84,908	
R&M - Right of Way Maint	40,000	30,000	28,083	2	94%	12,559	(15,525)	
Claims	3,000	2,250	-	2	0%	810	810	
Communications	1,400	1,050	1,717	(1)	164%	1,191	(526)	
Advertising	1,000	750	979	(0)	131%	712	(267)	
Printing & Binding	750	563	-	1	0%	1,289	1,289	
Travel	1,323	992	471	1	47%	29	(443)	
<b>Purchased/ Contracted Services</b>	<b>1,300,157</b>	<b>1,101,056</b>	<b>933,676</b>	<b>167</b>	<b>85%</b>	<b>742,541</b>	<b>(191,135)</b>	
Supplies-Office	1,181	886	596	0	67%	412	(184)	
Supplies-Road Materials	60,000	54,200	66,303	(12)	122%	52,018	(14,285)	
Electricity	485,000	363,750	338,523	25	93%	331,040	(7,482)	
Small Equipment	-	-	-	-	-	5,372	5,372	
<b>Supplies and Materials</b>	<b>546,431</b>	<b>419,023</b>	<b>405,421</b>	<b>14</b>	<b>97%</b>	<b>388,842</b>	<b>(16,579)</b>	
Transfers to Capital Fund	4,085,000	3,063,750	3,063,750	-	100%	2,475,000	(588,750)	
Transfers to Grants Fund	150,000	-	-	-	-	93,750	93,750	
<b>Transfers to Capital Fund</b>	<b>4,235,000</b>	<b>3,063,750</b>	<b>3,063,750</b>	<b>-</b>	<b>100%</b>	<b>2,568,750</b>	<b>(495,000)</b>	
<b>Total Public Works</b>	<b>6,235,646</b>	<b>4,699,013</b>	<b>4,514,106</b>	<b>185</b>	<b>96%</b>	<b>3,768,716</b>	<b>(745,390)</b>	

City of Dunwoody  
YTD Statement of Revenues and  
Expenses Through September 30, 2014

Parks and Recreation	Total Annual Budget	YTD Budget	YTD Actual	Variance (\$ '000)	YTD Actual (% of YTD Budget)	Prior YTD Actual	Flux (Diff from Prior Year)
Purchased/ Contracted Services	895,267	679,475	540,708	139	80%	496,176	(44,533)
Supplies and Materials	257,000	230,400	222,367	8	97%	148,388	(73,979)
Transfers Out	1,533,366	1,150,025	1,150,025	-	100%	2,298,347	1,148,322
<b>Total Parks and Recreation</b>	<b>2,685,633</b>	<b>2,059,900</b>	<b>1,913,099</b>	<b>147</b>	<b>93%</b>	<b>2,942,910</b>	<b>1,029,811</b>

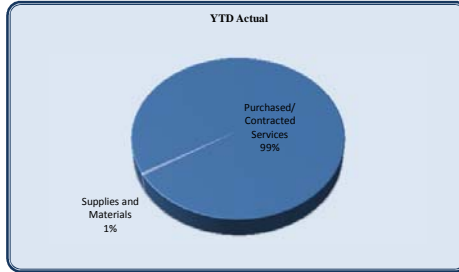
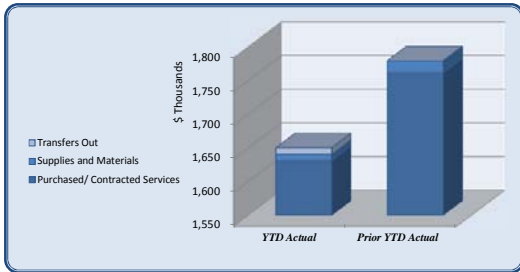


Parks and Recreation	Total Annual Budget	YTD Budget	YTD Actual	Variance (\$ '000)	YTD Actual (% of YTD Budget)	Prior YTD Actual	Flux (Diff from Prior Year)
Official/Admin Svcs	125,000	93,750	93,750	0	100%	93,750	0
Professional Services	10,000	7,500	9,012	(2)	120%	1,850	(7,162)
R&M-Parks	724,267	543,200	411,250	132	76%	374,727	(36,523)
Rentals	2,000	1,500	-	2	0%	-	-
Property/Liability Insurance	32,100	32,100	24,016	8	75%	25,849	1,833
Communications	1,500	1,125	854	0	76%	655	(199)
Dues & Fees	400	300	110	0	37%	-	(110)
<b>Purchased/ Contracted Services</b>	<b>895,267</b>	<b>679,475</b>	<b>540,708</b>	<b>139</b>	<b>80%</b>	<b>496,176</b>	<b>(44,533)</b>
Supplies	93,000	85,050	83,630	1	98%	49,385	(34,245)
Utilities	156,000	139,350	138,737	1	100%	98,218	(40,519)
Small Equipment	8,000	6,000	-	6	0%	785	785
<b>Supplies and Materials</b>	<b>257,000</b>	<b>230,400</b>	<b>222,367</b>	<b>8</b>	<b>97%</b>	<b>148,388</b>	<b>(73,979)</b>
Transfers to Debt Service Fund	108,366	81,275	81,275	-	100%	81,275	0
Transfers to Capital Fund	1,425,000	1,068,750	1,068,750	-	100%	2,217,072	1,148,322
Transfers to Grants Fund	150,000	-	-	-	-	93,750	93,750
<b>Transfers Out</b>	<b>1,533,366</b>	<b>1,150,025</b>	<b>1,150,025</b>	<b>-</b>	<b>100%</b>	<b>2,298,347</b>	<b>1,148,322</b>
<b>Total Parks and Recreation</b>	<b>2,685,633</b>	<b>2,059,900</b>	<b>1,913,099</b>	<b>147</b>	<b>93%</b>	<b>2,942,910</b>	<b>1,029,811</b>



City of Dunwoody  
YTD Statement of Revenues and  
Expenses Through September 30, 2014

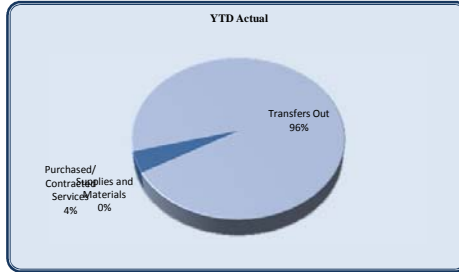
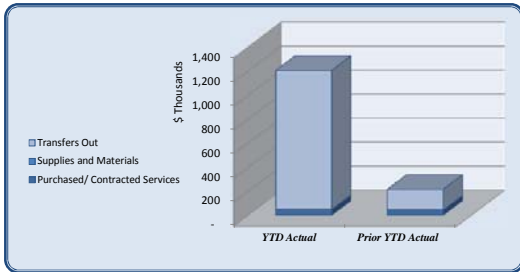
<i>Community Development</i>	Total Annual Budget	YTD Budget	YTD Actual	Variance (\$ '000)	(% of YTD Budget)	Prior YTD Actual	Flux (Diff from Prior Year)
Purchased/ Contracted Services	2,039,302	1,529,477	1,631,347	(102)	107%	1,761,771	130,425
Supplies and Materials	16,500	13,775	9,422	4	68%	18,024	8,602
Transfers Out	13,000	9,750	9,750	-	100%	-	(9,750)
<b>Total Community Development</b>	<b>2,068,802</b>	<b>1,553,002</b>	<b>1,650,519</b>	<b>(98)</b>	<b>106%</b>	<b>1,779,795</b>	<b>129,276</b>



<i>Community Development</i>	Total Annual Budget	YTD Budget	YTD Actual	Variance (\$ '000)	(% of YTD Budget)	Prior YTD Actual	Flux (Diff from Prior Year)
Official/Admin Svcs	1,587,000	1,190,250	1,513,213	(323)	127%	1,499,962	(13,252)
Professional Services	160,000	120,000	16,172	(104)	13%	110,769	94,597
Technical Services	174,250	130,688	51,610	(79)	39%	56,392	4,782
Repairs & Maintenance	83,120	62,340	29,863	(32)	48%	71,986	42,122
Rentals	5,000	3,750	3,170	1	85%	2,050	(1,120)
Communications	3,532	2,649	1,819	1	69%	1,575	(244)
Advertising	15,000	11,250	8,223	3	73%	6,782	(1,442)
Printing & Binding	5,000	3,750	3,984	(0)	106%	1,681	(2,303)
Travel	2,000	1,500	67	1	4%	-	(67)
Dues & Fees	1,900	1,425	250	1	18%	575	325
Education & Training	2,500	1,875	2,975	(1)	159%	-	(2,975)
<b>Purchased/ Contracted Services</b>	<b>2,039,302</b>	<b>1,529,477</b>	<b>1,631,347</b>	<b>(102)</b>	<b>107%</b>	<b>1,761,771</b>	<b>130,425</b>
Supplies	11,500	10,025	9,273	1	92%	8,549	(723)
Food	1,000	750	90	1	12%	366	276
Books & Periodicals	2,500	1,875	59	2	3%	28	(31)
Small Equipment	1,500	1,125	-	1	0%	9,080	9,080
<b>Supplies and Materials</b>	<b>16,500</b>	<b>13,775</b>	<b>9,422</b>	<b>4</b>	<b>68%</b>	<b>18,024</b>	<b>8,602</b>
Transfers to Capital Fund	13,000	9,750	9,750	-	100%	-	(9,750)
<b>Transfers Out</b>	<b>13,000</b>	<b>9,750</b>	<b>9,750</b>	<b>-</b>	<b>100%</b>	<b>-</b>	<b>(9,750)</b>
<b>Total Community Development</b>	<b>2,068,802</b>	<b>1,553,002</b>	<b>1,650,519</b>	<b>(98)</b>	<b>106%</b>	<b>1,779,795</b>	<b>129,276</b>

City of Dunwoody  
YTD Statement of Revenues and  
Expenses Through September 30, 2014

<i>Economic Development</i>	Total Annual Budget	YTD Budget	YTD Actual	Variance	Prior YTD Actual	Flux
				(\$ '000)		
Purchased/ Contracted Services	76,468	62,375	50,188	12	80%	(5,048)
Supplies and Materials	1,200	1,200	1,521	(0)	127%	(745)
Transfers Out	1,206,000	1,154,500	1,154,500	0	100%	(983,670)
<b>Total Economic Development</b>	<b>1,283,668</b>	<b>1,218,075</b>	<b>1,206,209</b>	<b>12</b>	<b>99%</b>	<b>(989,463)</b>



<i>Economic Development</i>	Total Annual Budget	YTD Budget	YTD Actual	Variance	Prior YTD Actual	Flux
				(\$ '000)		
Professional Services	30,000	25,000	25,000	-	100%	(2,500)
Technical Services	7,000	5,250	-	5	0%	-
Communications	968	726	-	1	0%	-
Advertising	28,500	23,725	22,325	1	94%	(5,863)
Printing & Binding	3,500	2,625	394	2	15%	(89)
Travel	1,500	1,125	47	1	4%	4
Dues & Fees	4,305	3,229	1,727	2	53%	3,795
Education & Training	695	695	695	0	100%	(395)
<b>Purchased/ Contracted Services</b>	<b>76,468</b>	<b>62,375</b>	<b>50,188</b>	<b>12</b>	<b>80%</b>	<b>(5,048)</b>
Supplies	-	-	-	-	-	756
Food	1,200	1,200	1,521	(0)	127%	(1,501)
<b>Supplies and Materials</b>	<b>1,200</b>	<b>1,200</b>	<b>1,521</b>	<b>(0)</b>	<b>127%</b>	<b>(745)</b>
Transfers to Debt Service Fund	1,206,000	1,154,500	1,154,500	0	100%	(983,670)
<b>Transfers Out</b>	<b>1,206,000</b>	<b>1,154,500</b>	<b>1,154,500</b>	<b>0</b>	<b>99%</b>	<b>(989,463)</b>
<b>Total Economic Development</b>	<b>1,283,668</b>	<b>1,218,075</b>	<b>1,206,209</b>	<b>12</b>	<b>99%</b>	<b>(989,463)</b>

<i>Contingency</i>	Total Annual Budget	YTD Budget	YTD Actual	Variance	Prior YTD Actual	Flux
				(\$ '000)		
Contingency	400,000	300,000	-	300	0%	-
<b>Total Contingency</b>	<b>400,000</b>	<b>300,000</b>	<b>-</b>	<b>300</b>	<b>0%</b>	<b>-</b>
<b>Total General Fund Expenditures</b>	<b>24,983,925</b>	<b>19,245,518</b>	<b>17,568,764</b>	<b>1,677</b>	<b>91%</b>	<b>748,680</b>
<b>Total Revenues over/(under) Expenditures</b>	<b>425,001</b>	<b>(5,789,089)</b>	<b>(918,391)</b>	<b>4,871</b>	<b>16%</b>	<b>(5,666,249)</b>

City of Dunwoody  
YTD Statement of  
Expenses Through September 30, 2014

<i>Capital Projects Fund</i>	Original Budget	Adjustments/ Amendments	Total Project Budget	Spent in Prior Years	Spent in Current Year	Total Spent to Date	Project Balance
<b>Expenditures</b>							
Courtroom and Council AV	140,400	-	140,400	(127,191)	-	(127,191)	13,209
Emergency BackUp/Disaster Recovery System	35,000	1,880	36,880	(34,290)	-	(34,290)	2,589
Off-site Replication of Servers for Disaster Recovery	51,875	-	51,875	-	(37,044)	(37,044)	14,831
Unified Communications Upgrade to provide for Redundancy	47,500	-	47,500	-	(44,430)	(44,430)	3,070
Website Redesign and Replacement	65,000	-	65,000	-	(43,442)	(43,442)	21,558
<b>Information Technology</b>	<b>401,424</b>	<b>1,211</b>	<b>402,635</b>	<b>(206,251)</b>	<b>(141,127)</b>	<b>(347,378)</b>	<b>55,258</b>
City Hall Design & Engineering Prefunding	100,000	-	100,000	-	-	-	100,000
Programming Study for Future City Hall	50,000	-	50,000	-	-	-	50,000
Facilities Improvement Partnership Program (2014 FIPP)	250,000	(33,500)	216,500	-	(62,395)	(62,395)	154,105
City Hall Reconfiguration for Efficiency	31,500	-	31,500	-	(17,084)	(17,084)	14,416
<b>Facilities</b>	<b>4,197,500</b>	<b>88,278</b>	<b>4,285,778</b>	<b>(3,643,931)</b>	<b>(323,326)</b>	<b>(3,967,257)</b>	<b>318,521</b>
Fixed LPR & Mobile LPR	119,875	-	119,875	(49,459)	-	(49,459)	70,416
Code Red	24,500	-	24,500	(18,875)	-	(18,875)	5,625
Vehicle Replacement	1,500,000	-	1,500,000	(91,653)	(4,125)	(95,778)	1,404,222
Daily Report Software	12,400	-	12,400	-	-	-	12,400
Brook Run Surveillance Camera System	113,000	-	113,000	(67,875)	-	(67,875)	45,125
New Position-Detective Machinery & Equipment	30,000	-	30,000	-	(26,057)	(26,057)	3,943
AFIS Automated Fingerprint Identification System	54,398	-	54,398	-	-	-	54,398
<b>Police Department</b>	<b>2,435,632</b>	<b>(108,869)</b>	<b>2,326,763</b>	<b>(700,452)</b>	<b>(30,182)</b>	<b>(730,634)</b>	<b>1,596,129</b>
Dunwoody Village TE Project	2,100,000	(431,218)	1,668,782	(305,418)	(324,770)	(630,187)	1,038,595
Road Resurfacing	8,881,000	65,104	8,946,104	(6,887,457)	(310,491)	(7,197,947)	1,748,156
New Sidewalks and ADA Ramps	2,030,000	45,000	2,075,000	(1,319,909)	(173,936)	(1,493,845)	581,155
Traffic Calming Radar Signs	100,000	-	100,000	(11,650)	-	(11,650)	88,350
N. Peachtree Rd/Tilly Mill Intersection Improvement	2,100,000	-	2,100,000	(274,791)	(29,461)	(304,251)	1,795,749
Mt. Vernon Rd/Vermack Intersection Improvement	175,000	106,000	281,000	(51,598)	(45,853)	(97,451)	183,549
Womack/Vermack Intersection Improvement	200,000	-	200,000	(69,912)	-	(69,912)	130,088
Wayfinding	150,000	-	150,000	(29,100)	(9,630)	(38,730)	111,270
Chamblee Dunwoody & Spalding Drive	120,000	55,000	175,000	(6,000)	(59,134)	(65,134)	109,866
School Pedestrian Safety Improvements	-	40,000	40,000	(30,816)	(7,000)	(37,816)	2,184
Concept Funding-Tilly Mill at Mt. Vernon Place	25,000	-	25,000	-	-	-	25,000
Concept Funding-Mt. Vernon at Tilly Mill	25,000	-	25,000	-	-	-	25,000
Concept Funding-Chamblee Dunwoody at Peeler	50,000	-	50,000	-	-	-	50,000
Intelligent Traffic System (ITS)-adding signals to network	85,000	-	85,000	-	-	-	85,000
Partial Construction Funding-Chamblee Dunwoody Rd from Cambridge to Valley View	800,000	-	800,000	-	(45,204)	(45,204)	754,796
Chesnut Elementary Pedestrian Project	-	-	-	-	(13,915)	(13,915)	(13,915)
<b>Public Works</b>	<b>17,496,000</b>	<b>(561,492)</b>	<b>16,934,508</b>	<b>(9,200,273)</b>	<b>(1,019,392)</b>	<b>(10,219,665)</b>	<b>6,714,844</b>

City of Dunwoody  
YTD Statement of  
Expenses Through September 30, 2014

<i>Capital Projects Fund</i>	Original Budget	Adjustments/ Amendments	Total Project Budget	Spent in Prior Years	Spent in Current Year	Total Spent to Date	Project Balance
<b>Expenditures</b>							
Project Renaissance	12,466,000	2,762,498	15,228,498	(15,082,332)	(146,167)	(15,228,498)	-
Pernoshal Park-Partial Funding for 5 Acre Park (Ph II) at 19 acre property-Grading, parking, and multi-use trail	1,025,000	-	1,025,000	-	(6,315)	(6,315)	1,018,685
Brook Run Demo	400,000	-	400,000	(89,310)	(106,248)	(195,558)	204,442
Brook Run Park Improvements	150,000	-	150,000	(111,114)	-	(111,114)	38,886
Brook Run Trail	572,010	841,777	1,413,787	(430,809)	(638,311)	(1,069,120)	344,667
Nancy Creek Greenway	25,000	-	25,000	(17,463)	-	(17,463)	7,538
Dunwoody Gateway Market Installation	150,000	-	150,000	(9,618)	-	(9,618)	140,382
Donaldson Chesnut Facility Stabilization	226,000	-	226,000	-	-	-	226,000
Design for Future Parks Trails Projects	25,000	-	25,000	-	-	-	25,000
Brook Run Dog Park Relocation	195,000	-	195,000	(30,088)	(5,180)	(35,268)	159,732
Dunwoody Park Parking Lot Resurfacing	100,000	-	100,000	-	-	-	100,000
Windwood Hollow Park Playground Replacement	125,000	-	125,000	-	-	-	125,000
Emergency Notification System for Brook Run Park and Dunwoody Park	85,000	-	85,000	-	-	-	85,000
<b>Parks</b>	<b>15,894,010</b>	<b>3,580,171</b>	<b>19,474,181</b>	<b>(16,030,734)</b>	<b>(968,117)</b>	<b>(16,998,850)</b>	<b>2,475,331</b>
GIS Webviewer COMPLETED 2014	75,000	-	75,000	(22,457)	(19,400)	(41,857)	33,143
Plotter Purchase	20,000	-	20,000	(3,048)	(2,286)	(5,334)	14,666
GIS Mobile Collection Unit	13,000	-	13,000	-	(11,510)	(11,510)	1,490
<b>Community Development</b>	<b>108,000</b>	<b>-</b>	<b>108,000</b>	<b>(25,505)</b>	<b>(33,196)</b>	<b>(58,701)</b>	<b>49,299</b>
Completed/Abandoned Projects Closed Out	-	175,533	175,533	-	-	-	175,533
<b>Unallocated</b>	<b>-</b>	<b>175,533</b>	<b>175,533</b>	<b>-</b>	<b>-</b>	<b>-</b>	<b>175,533</b>
<b>Total</b>	<b>40,532,566</b>	<b>3,174,833</b>	<b>43,707,399</b>	<b>(29,807,145)</b>	<b>(2,515,340)</b>	<b>(32,322,485)</b>	<b>11,384,913</b>

City of Dunwoody  
YTD Statement of Revenues and  
Expenses Through September 30, 2014

<i>E911 Fund</i>	Total Annual Budget	YTD Budget	YTD Actual	Variance	Prior YTD Actual	Flux
				(\$ '000)	(% of YTD Budget)	(Diff from Prior Year)
<b>Revenues</b>						
E911 Revenue	950,000	712,500	949,316	237	133%	873,602 (75,714)
Transfers In	251,655	188,741	-	(189)	0%	5,404 5,404
Residual Equity Transfer	-	-	-	-		-
<b>Total Revenues</b>	<b>1,201,655</b>	<b>901,241</b>	<b>949,316</b>	<b>48</b>	<b>105%</b>	<b>879,007 (70,309)</b>
<b>Expenditures</b>						
Communications	108,738	81,554	66,558	15	82%	54,354 (12,204)
Intergovernmental-E911 (Chatcomm)	1,092,917	819,688	810,417	9	99%	806,250 (4,167)
Transfers Out-Debt	-	-	-	-		53,872 53,872
<b>Total Expenditures</b>	<b>1,201,655</b>	<b>901,241</b>	<b>876,975</b>	<b>24</b>	<b>97%</b>	<b>914,477 37,502</b>
<b>Total Revenues over/(under) Expenditures</b>	<b>-</b>	<b>-</b>	<b>72,341</b>	<b>72</b>		<b>(35,470) (107,811)</b>

City of Dunwoody  
YTD Statement of Revenues and  
Expenses Through September 30, 2014

<i>Hotel Excise Tax Fund</i>	Total Annual Budget	YTD Budget	YTD Actual	Variance		Prior YTD Actual	Flux
				(\$ '000)	(% of YTD Budget)		(Difference from Prior Year)
<b>Revenues</b>							
Hotel/Motel Tax	2,100,000	1,575,000	1,882,509	308	120%	1,553,091	(329,418)
Interest Revenue	-	-	17	0		44	27
<b>Total Revenues</b>	<b>2,100,000</b>	<b>1,575,000</b>	<b>1,882,526</b>	<b>308</b>	<b>120%</b>	<b>1,553,135</b>	<b>(329,391)</b>
<b>Expenditures</b>							
Transfers to General Fund	1,260,000	945,000	1,129,519	(185)	120%	931,888	(197,631)
Transfers to Component Unit - CVBD	840,000	630,000	753,003	(123)	120%	621,236	(131,767)
<b>Total Expenditures</b>	<b>2,100,000</b>	<b>1,575,000</b>	<b>1,882,522</b>	<b>(308)</b>	<b>120%</b>	<b>1,553,125</b>	<b>(329,398)</b>
<b>Total Revenues over/(under) Expenditures</b>	<b>-</b>	<b>-</b>	<b>3</b>	<b>0</b>		<b>10</b>	<b>7</b>

City of Dunwoody  
YTD Statement of Revenues and  
Expenses Through September 30, 2014

<i>Motor Vehicle Rental Excise Tax Fund</i>	Total Annual Budget	YTD Budget	YTD Actual	Variance		Prior YTD Actual	Flux
				(\$ '000)	(% of YTD Budget)		(Difference from Prior Year)
<b>Revenues</b>							
MV Rental Excise Tax	98,000	73,500	86,515	13	118%	79,249	(7,266)
<b>Total Revenues</b>	<b>98,000</b>	<b>73,500</b>	<b>86,515</b>	<b>13</b>	<b>118%</b>	<b>79,249</b>	<b>(7,266)</b>
<b>Expenditures</b>							
Transfers to General Fund	98,000	73,500	86,515	(13)	118%	79,249	(7,266)
<b>Total Expenditures</b>	<b>98,000</b>	<b>73,500</b>	<b>86,515</b>	<b>(13)</b>	<b>118%</b>	<b>79,249</b>	<b>(7,266)</b>
<b>Total Revenues over/(under) Expenditures</b>	-	-	-	-		-	-

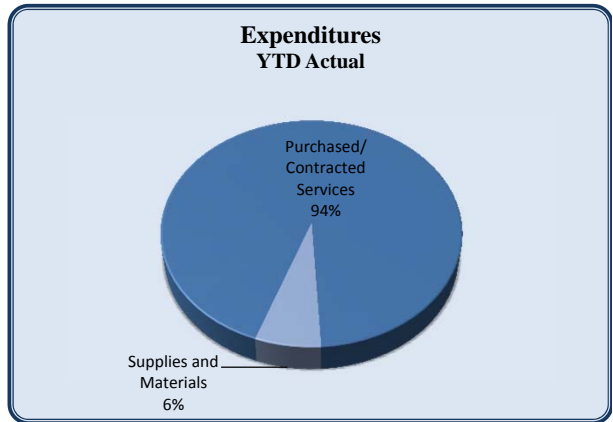
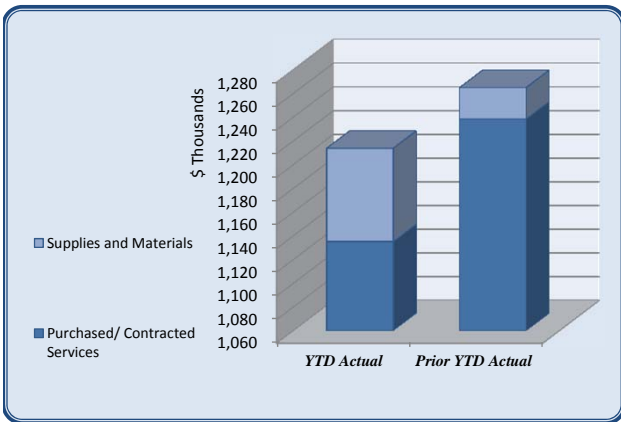
City of Dunwoody  
YTD Statement of Revenues and  
Expenses Through September 30, 2014

<i>Debt Service Fund</i>	Total Annual Budget	YTD Budget	YTD Actual	Variance		Prior YTD Actual	Flux
				(\$ '000)	(% of YTD Budget)		(Difference from Prior Year)
<b>Revenues</b>							
Interest Revenue	-	-	-	-		-	-
Transfers from General Fund	1,314,367	1,235,775	1,235,775	(0)	100%	1,643,409	407,634
Transfers from E911 Fund	-	-	-	-		53,872	53,872
Residual Equity Transfer In	-	-	-	-		-	-
<b>Total Revenues</b>	<b>1,314,367</b>	<b>1,235,775</b>	<b>1,235,775</b>	<b>(0)</b>	<b>100%</b>	<b>1,697,281</b>	<b>461,507</b>
<b>Expenditures</b>							
Lease Principal	1,227,333	-	60,771	(61)		1,581,799	1,521,027
Lease Interest	86,755	57,837	17,751	40	31%	119,053	101,303
Transfers Out - CU	-	1,157,044	1,157,044	-	100%	-	(1,157,044)
<b>Total Expenditures</b>	<b>1,314,088</b>	<b>1,214,880</b>	<b>1,235,566</b>	<b>(21)</b>	<b>102%</b>	<b>1,700,852</b>	<b>465,286</b>
<b>Total Revenues over/(under) Expenditures</b>	<b>279</b>	<b>20,895</b>	<b>209</b>	<b>(21)</b>	<b>1%</b>	<b>(3,571)</b>	<b>(3,780)</b>



City of Dunwoody  
YTD Statement of Revenues and  
Expenses Through September 30, 2014

<i>Stormwater fund</i>	Total Annual Budget	YTD Budget	YTD Actual	Variance		Prior YTD Actual	Flux
				(\$ '000)	(% of YTD Budget)		(Difference from Prior Year)
<b>Revenues</b>							
Stormwater Utility Charges	1,815,316	966,934	1,023,992	57	106%	829,297	(194,695)
Interest Revenue	500	375	817	0	218%	1,433	616
<b>Total Revenues</b>	<b>1,815,816</b>	<b>967,309</b>	<b>1,024,809</b>	<b>58</b>	<b>106%</b>	<b>830,730</b>	<b>(194,079)</b>
<b>Expenditures</b>							
Official/Admin Svcs	120,000	90,000	90,000	-	100%	90,000	-
Professional Services-Stormwater	140,000	105,000	3,687	101	4%	128,753	125,065
Repairs & Maintenance	1,500,000	1,125,000	1,040,889	84	93%	1,017,457	(23,432)
Rep & Maint-Riprap Program	12,000	9,000	-	9	0%	1,734	1,734
Printing & Binding	1,000	750	-	1	0%	-	-
Dues & Fees	500	375	431	(0)	115%	431	-
<b>Purchased/ Contracted Services</b>	<b>1,773,500</b>	<b>1,330,125</b>	<b>1,135,008</b>	<b>195</b>	<b>85%</b>	<b>1,238,375</b>	<b>103,367</b>
Supplies	30,000	29,500	78,612	(49)	266%	26,428	(52,184)
Books & Periodicals	500	375	-	0	0%	-	-
<b>Supplies and Materials</b>	<b>30,500</b>	<b>29,875</b>	<b>78,612</b>	<b>(49)</b>	<b>263%</b>	<b>26,428</b>	<b>(52,184)</b>
<b>Total Expenditures</b>	<b>1,804,000</b>	<b>1,360,000</b>	<b>1,213,620</b>	<b>146</b>	<b>89%</b>	<b>1,270,722</b>	<b>57,103</b>
<b>Total Revenues over/(under) Expenditures</b>	<b>11,816</b>	<b>(392,691)</b>	<b>(188,811)</b>	<b>204</b>	<b>48%</b>	<b>(439,993)</b>	<b>(251,182)</b>



Convention Visitors' Bureau of Dunwoody  
 Monthly Statement of Revenues and Expenses  
 September 30, 2014

CVB of Dunwoody	Total Annual		Variance		Prior YTD Actual
	Budget	YTD Budget	YTD Actual	(% of YTD Budget)	
Fund Balance	-	-	-		
<b>Revenues</b>					
Interest Revenue	1,152	864	877	101%	919
Other Revenue	-	-	-		634
Tax Revenue	843,807	632,855	753,003	119%	621,236
<b>Total Revenues</b>	<b>844,959</b>	<b>633,719</b>	<b>753,880</b>	<b>119%</b>	<b>622,790</b>
<b>Expenditures</b>					
<i>Employees/Personnel</i>					
Salaries	245,422	171,065	167,948	98%	136,292
Benefits	30,503	22,603	13,841	61%	12,219
Payroll Taxes	24,542	17,460	13,692	78%	11,382
Unemployment	-	-	(810)		-
Medic	-	-	-		-
<i>Total Employees/Personnel Expenditures</i>	<i>300,467</i>	<i>211,128</i>	<i>194,671</i>	<i>92%</i>	<i>159,893</i>
<i>Administrative</i>					
Depreciation Expense	-	-	-		-
Legal & Professional Fees	18,835	15,145	9,414	62%	6,418
Rent	41,589	31,113	27,682	89%	30,205
Employee Development	6,680	6,180	4,208	68%	5,130
Equipment Lease	1,826	1,314	1,174	89%	1,281
IT Support	3,600	2,850	4,921	173%	824
Insurance	4,676	-	245		1,468
Postage/Courier/Ovenight Mail	-	-	798		-
Telephone/Internet	7,242	5,319	5,031	95%	4,794
Licenses & Fees	3,530	2,700	7,190	266%	228
Miscellaneous	2,160	1,620	487	30%	587
Office Expense	2,400	1,800	2,362	131%	1,941
Vehicle Expenses	-	-	-		-
Meals & Meeting Expenses	3,510	2,625	2,334	89%	1,728
Travel	6,000	4,500	3,637	81%	1,051
Small Equipment	6,000	5,400	6,036	112%	2,284
Furniture & Fixtures	1,000	1,000	2,682	268%	-
<i>Total Administrative Expenditures</i>	<i>109,048</i>	<i>81,566</i>	<i>78,200</i>	<i>96%</i>	<i>57,938</i>
<i>Marketing</i>					
Research	-	-	6,800		-
Graphic Design	36,000	27,000	21,050	78%	35,462
Public Relations	11,500	10,500	8,450	80%	86
Website Management	13,983	11,781	12,589	107%	6,404
Website Marketing	42,000	31,500	36,450	116%	28,209
Advertising - Print	70,000	55,000	36,718	67%	93,972
Advertising - Digital	70,000	55,000	70,546	128%	15,404
Printing	12,000	9,000	17,372	193%	12,267
Postage/Courier/Ovenight Mail	2,720	1,800	134	7%	1,310
Dues & Subscriptions	8,641	1,122	2,480	221%	19,560
Memberships	9,960	9,960	10,975	110%	9,790
Customer Relationship Management Tool	12,000	-	-		-
Photography	2,000	1,500	1,300	87%	-
Miscellaneous	1,800	1,350	801	59%	533
<i>Total Marketing Expenditures</i>	<i>292,604</i>	<i>215,513</i>	<i>225,665</i>	<i>105%</i>	<i>222,997</i>
<i>Promotional</i>					
Community Development	17,550	12,675	16,099	127%	15,289
Conventions and Trade Shows	22,290	16,295	14,204	87%	16,149
Event Hosting & Site Visits	14,800	9,850	1,997	20%	4,186
Sponsorships	20,000	15,000	13,000	87%	12,750
Meals and Business Development	3,000	2,250	1,587	71%	1,239
Meeting Bids and Incentives	8,000	6,000	3,000	50%	189
Promotions	20,000	17,000	21,640	127%	10,683
Travel	13,200	9,900	10,857	110%	8,015
Promotional Materials	24,000	18,000	11,700	65%	6,547
<i>Total Promotional Expenditures</i>	<i>142,840</i>	<i>106,970</i>	<i>94,083</i>	<i>88%</i>	<i>75,048</i>
<b>Total Expenditures</b>	<b>844,959</b>	<b>615,177</b>	<b>592,619</b>	<b>96%</b>	<b>515,876</b>
<b>Total Revenues over/(under) Expenditures</b>	<b>-</b>	<b>18,542</b>	<b>161,261</b>		<b>106,914</b>

VENDOR SET: 01 City of Dunwoody, GA

BANK: \* ALL BANKS

DATE RANGE: 9/01/2014 THRU 9/30/2014

VENDOR I.D.	NAME	STATUS	CHECK DATE	AMOUNT	DISCOUNT	CHECK NO	CHECK STATUS	CHECK AMOUNT
000088	Dekalb County Tax Commissioner							
	C-CHECK Dekalb County Tax Commis	VOIDED	V 9/19/2014			018393		665.86CR
000307	DeKalb County District Attorne							
	C-CHECK DeKalb County District	VOIDED	V 9/19/2014			018410		1,191.00CR
1	LAWTON, DARLINE U	VOIDED						
	C-CHECK LAWTON, DARLINE U	VOIDED	V 9/19/2014			202902		178.00CR
1	NEWSOME, DANIELLE ALEAH	VOIDED						
	C-CHECK NEWSOME, DANIELLE ALEAH	VOIDED	V 9/19/2014			202903		805.00CR

\* \* T O T A L S \* \*

	NO	INVOICE AMOUNT	DISCOUNTS	CHECK AMOUNT
REGULAR CHECKS:	0	0.00	0.00	0.00
HAND CHECKS:	0	0.00	0.00	0.00
DRAFTS:	0	0.00	0.00	0.00
EFT:	0	0.00	0.00	0.00
NON CHECKS:	0	0.00	0.00	0.00
VOID CHECKS:	4 VOID DEBITS	0.00		
	VOID CREDITS	2,839.86CR		
		2,839.86CR	0.00	

TOTAL ERRORS: 0

	NO	INVOICE AMOUNT	DISCOUNTS	CHECK AMOUNT
VENDOR SET: 01 BANK: * TOTALS:	4	2,839.86CR	0.00	0.00
BANK: * TOTALS:	4	2,839.86CR	0.00	0.00

VENDOR SET: 01 City of Dunwoody, GA  
 BANK: 01 Suntrust Concentration  
 DATE RANGE: 9/01/2014 THRU 9/30/2014

VENDOR I.D.	NAME	STATUS	CHECK DATE	AMOUNT	DISCOUNT	CHECK NO	CHECK STATUS	CHECK AMOUNT
001145	ETS Corporation							
I-August 2014	ETS Corporation	D	9/01/2014			000000		
100 1516.523900.00	Merchant Services	ETS Corporation		1,556.54				1,556.54
001145	ETS Corporation							
I-September 2014	ETS Corporation	D	9/30/2014			000000		
100 1516.523900.00	Merchant Services	ETS Corporation		1,668.80				1,668.80
001615	PNC Bank, N. A.							
I-October 2014	PNC Bank, N. A.	D	9/11/2014			000000		
405 8000.582200.01	Lease Interest	PNC Bank, N. A.		2,623.98				
405 8000.581200.01	Lease Principal	PNC Bank, N. A.		14,519.46				17,143.44
001615	PNC Bank, N. A.							
I-Oct 2014	PNC Bank, N. A.	D	9/21/2014			000000		
405 8000.582200.01	Lease Interest	PNC Bank, N. A.		2,717.75				
405 8000.581200.01	Lease Principal	PNC Bank, N. A.		6,312.77				9,030.52

* * T O T A L S * *	NO	INVOICE AMOUNT	DISCOUNTS	CHECK AMOUNT
REGULAR CHECKS:	0	0.00	0.00	0.00
HAND CHECKS:	0	0.00	0.00	0.00
DRAFTS:	4	29,399.30	0.00	29,399.30
EFT:	0	0.00	0.00	0.00
NON CHECKS:	0	0.00	0.00	0.00
VOID CHECKS:	0	VOID DEBITS 0.00		
		VOID CREDITS 0.00	0.00	0.00

TOTAL ERRORS: 0

\*\* G/L ACCOUNT TOTALS \*\*

G/L ACCOUNT	NAME	AMOUNT
100 1516.523900.00	Merchant Services	3,225.34
	*** FUND TOTAL ***	3,225.34
405 8000.581200.01	Lease Principal	20,832.23
405 8000.582200.01	Lease Interest	5,341.73
	*** FUND TOTAL ***	26,173.96

VENDOR SET: 01	BANK: 01	TOTALS:	NO	INVOICE AMOUNT	DISCOUNTS	CHECK AMOUNT
			4	29,399.30	0.00	29,399.30
BANK: 01	TOTALS:		4	29,399.30	0.00	29,399.30

VENDOR SET: 01 City of Dunwoody, GA  
 BANK: 02 Suntrust Payroll Account  
 DATE RANGE: 9/01/2014 THRU 9/30/2014

VENDOR I.D.	NAME	STATUS	CHECK DATE	AMOUNT	DISCOUNT	CHECK NO	CHECK STATUS	CHECK AMOUNT
000022	ADP							
I-441874642	ADP	D	9/12/2014			000000		
100 1512.521200.00	Professional Services	ADP		500.35				500.35

* * T O T A L S * *	NO	INVOICE AMOUNT	DISCOUNTS	CHECK AMOUNT
REGULAR CHECKS:	0	0.00	0.00	0.00
HAND CHECKS:	0	0.00	0.00	0.00
DRAFTS:	1	500.35	0.00	500.35
EFT:	0	0.00	0.00	0.00
NON CHECKS:	0	0.00	0.00	0.00
VOID CHECKS:	0	VOID DEBITS 0.00		
		VOID CREDITS 0.00	0.00	0.00

TOTAL ERRORS: 0

\*\* G/L ACCOUNT TOTALS \*\*

G/L ACCOUNT	NAME	AMOUNT
100 1512.521200.00	Professional Services	500.35
	*** FUND TOTAL ***	500.35

VENDOR SET: 01 BANK: 02	TOTALS:	NO	INVOICE AMOUNT	DISCOUNTS	CHECK AMOUNT
		1	500.35	0.00	500.35
BANK: 02	TOTALS:	1	500.35	0.00	500.35

VENDOR SET: 01 City of Dunwoody, GA  
 BANK: 03 Suntrust Disbursement Acc  
 DATE RANGE: 9/01/2014 THRU 9/30/2014

VENDOR I.D.	NAME	STATUS	CHECK DATE	AMOUNT	DISCOUNT	CHECK NO	CHECK STATUS	CHECK AMOUNT
000025	Clark Patterson Lee							
I-40	Clark Patterson Lee	D	9/01/2014			000000		
100 7000.521100.01	Official/Admin Svcs	Clark Patterson Lee		132,250.00				132,250.00
000029	Lowe Engineers. LLC							
I-14985	Lowe Engineers. LLC	D	9/01/2014			000000		
100 4100.521100.01	Official/Admin Svcs	Lowe Engineers. LLC		21,250.00				
100 6200.521100.01	Official/Admin Svcs	Lowe Engineers. LLC		10,416.65				
560 4320.521200.09	Prof Svcs-Stormwater	Lowe Engineers. LLC		10,000.00				41,666.65
000073	JAT Consulting Services, Inc							
I-32	JAT Consulting Services, Inc	D	9/01/2014			000000		
100 1511.521100.01	Official/Admin Svcs	JAT Consulting Servi		104,166.42				
I-33	JAT Consulting Services, Inc	D	9/01/2014			000000		
100 1511.521100.01	Official/Admin Svcs	JAT Consulting Servi		104,166.42				208,332.84
000094	WEX BANK							
I-38240879	WEX BANK	D	9/23/2014			000000		
100 3200.531270.00	Gasoline	WEX BANK		19,636.65				19,636.65
000137	Medcom Services, Inc							
I-9/6/2014	Medcom Services, Inc	D	9/06/2014			000000		
100 0000.121300.16	Flex Spending Ded Payable	Medcom Services, Inc		224.39				224.39
000137	Medcom Services, Inc							
I-9/13/2014	Medcom Services, Inc	D	9/13/2014			000000		
100 0000.121300.16	Flex Spending Ded Payable	Medcom Services, Inc		698.33				698.33
000137	Medcom Services, Inc							
I-9/20/2014	Medcom Services, Inc	D	9/20/2014			000000		
100 0000.121300.16	Flex Spending Ded Payable	Medcom Services, Inc		322.88				322.88
000137	Medcom Services, Inc							
I-9/272014	Medcom Services, Inc	D	9/27/2014			000000		
100 0000.121300.16	Flex Spending Ded Payable	Medcom Services, Inc		540.12				540.12
000271	Georgia Bureau of Investigatio							
I-243-249975	Georgia Bureau of Investigatio	D	9/01/2014			000000		
100 3200.521300.00	Technical Svcs	Georgia Bureau of In		398.25				398.25
001419	Mulcahy Accounting & Risk Cons							
I-2014-8	Mulcahy Accounting & Risk Cons	D	9/25/2014			000000		
100 1511.521200.00	Professional Services	Mulcahy Accounting &		1,291.66				
I-2014-9	Mulcahy Accounting & Risk Cons	D	9/25/2014			000000		
100 1511.521200.00	Professional Services	Mulcahy Accounting &		1,291.66				2,583.32

VENDOR SET: 01 City of Dunwoody, GA  
 BANK: 03 Suntrust Disbursement Acc  
 DATE RANGE: 9/01/2014 THRU 9/30/2014

VENDOR I.D.	NAME	STATUS	CHECK DATE	AMOUNT	DISCOUNT	CHECK NO	CHECK STATUS	CHECK AMOUNT
001480	Interdev, LLC							
I-11279	Interdev, LLC	D	9/01/2014			000000		
100 1535.521100.01	Official/Admin Svcs	Interdev, LLC		25,805.13				25,805.13
001551	Jacobs							
I-EEXF9502-FY14-9	Jacobs	D	9/01/2014			000000		
100 1570.521100.01	Official/Admin Svcs	Jacobs		24,915.25				24,915.25
001685	J.P. Morgan Chase Commercial C							
I-September 2014	J.P. Morgan Chase Commercial C	D	9/26/2014			000000		
100 0000.121110.00	PCard A/P Control	J.P. Morgan Chase Co		120,435.35				120,435.35
000008	CIT Technology Fin Serv Inc							
I-25682128	CIT Technology Fin Serv Inc	R	9/05/2014			018322		
100 1565.522300.00	Rentals	CIT Technology Fin S		733.00				733.00
000074	Standard Insurance							
I-September 2014	Standard Insurance	R	9/05/2014			018323		
100 1320.512100.00	Group Insurance	Standard Insurance		81.94				
100 1330.512100.00	Group Insurance	Standard Insurance		102.93				
100 1511.512100.00	Group Insurance	Standard Insurance		156.35				
100 4100.512100.00	Group Insurance	Standard Insurance		131.48				
100 2650.512100.00	Group Insurance	Standard Insurance		184.35				
100 3200.512100.00	Group Insurance	Standard Insurance		4,030.75				4,687.80
000088	Dekalb County Tax Commissioner							
I-0627904001-2014	Dekalb County Tax Commissioner	R	9/05/2014			018324		
100 6200.531230.00	Utilities	Dekalb County Tax Co		308.40				308.40
000088	Dekalb County Tax Commissioner							
I-1834403003-2014	Dekalb County Tax Commissioner	R	9/05/2014			018325		
100 6200.531230.00	Utilities	Dekalb County Tax Co		665.86				665.86
000088	Dekalb County Tax Commissioner							
I-1835201011-2014	Dekalb County Tax Commissioner	R	9/05/2014			018326		
100 6200.531230.00	Utilities	Dekalb County Tax Co		70.09				70.09
000088	Dekalb County Tax Commissioner							
I-1837601003-2014	Dekalb County Tax Commissioner	R	9/05/2014			018327		
100 6200.531230.00	Utilities	Dekalb County Tax Co		182.23				182.23
000094	WEX BANK							
I-37909386	WEX BANK	R	9/05/2014			018328		
100 3200.531270.00	Gasoline	WEX BANK		19,113.06				19,113.06

VENDOR SET: 01 City of Dunwoody, GA  
 BANK: 03 Suntrust Disbursement Acc  
 DATE RANGE: 9/01/2014 THRU 9/30/2014

VENDOR I.D.	NAME	STATUS	CHECK DATE	AMOUNT	DISCOUNT	CHECK NO	CHECK STATUS	CHECK AMOUNT
000104	Commercial Fire Extinguishers							
I-16598	Commercial Fire Extinguishers	R	9/05/2014			018329		
100 3200.531100.00	Supplies-General		Commercial Fire Exti	269.00				269.00
000129	Verizon Wireless							
I-9730322405	Verizon Wireless	R	9/05/2014			018330		
100 1110.523200.00	Communications		Verizon Wireless	61.11				
100 1110.523200.00	Communications		Verizon Wireless	38.01				
100 1320.523200.00	Communications		Verizon Wireless	136.63				
100 1330.523200.00	Communications		Verizon Wireless	92.63				
100 1511.523200.00	Communications		Verizon Wireless	97.13				
100 2650.523200.00	Communications		Verizon Wireless	60.61				
100 3200.523200.00	Communications		Verizon Wireless	6,041.76				
100 4100.523200.00	Communications		Verizon Wireless	98.62				
100 6200.523200.00	Communications		Verizon Wireless	38.03				6,664.53
000149	AT&T							
I-Aug 2014	AT&T	R	9/05/2014			018331		
100 1535.523200.00	Communications		AT&T	114.64				114.64
000150	Fidelity Security Life Insuran							
I-8645728	Fidelity Security Life Insuran	R	9/05/2014			018332		
100 0000.121300.12	EE-Vision Payable		Fidelity Security Li	413.68				413.68
000151	Wolfe, Timothy W.							
I-August 2014	Wolfe, Timothy W.	R	9/05/2014			018333		
100 2650.521200.00	Prof Svcs		Wolfe, Timothy W.	700.00				700.00
000156	Powell, Hugh R							
I-1967	Powell, Hugh R	R	9/05/2014			018334		
100 2650.521200.00	Prof Svcs		Powell, Hugh R	700.00				700.00
000163	Metro Materials Inc.							
I-36402	Metro Materials Inc.	R	9/05/2014			018335		
100 4200.531100.00	Supplies		Metro Materials Inc.	4,827.89				
I-36484	Metro Materials Inc.	R	9/05/2014		39.37CR	018335		
100 4200.531100.00	Supplies		Metro Materials Inc.	1,929.07				6,756.96
000165	Vulcan Materials Company							
I-21212007817	Vulcan Materials Company	R	9/05/2014			018336		
560 4320.531100.00	Supplies		Vulcan Materials Com	587.50				
I-21212007880	Vulcan Materials Company	R	9/05/2014			018336		
100 4200.531100.00	Supplies		Vulcan Materials Com	428.50				
I-21212007933	Vulcan Materials Company	R	9/05/2014			018336		
560 4320.531100.00	Supplies		Vulcan Materials Com	355.00				
I-21212008102	Vulcan Materials Company	R	9/05/2014			018336		
100 4200.531100.00	Supplies		Vulcan Materials Com	821.25				2,192.25



VENDOR SET: 01 City of Dunwoody, GA  
 BANK: 03 Suntrust Disbursement Acc  
 DATE RANGE: 9/01/2014 THRU 9/30/2014

VENDOR I.D.	NAME	STATUS	CHECK DATE	AMOUNT	DISCOUNT	CHECK NO	CHECK STATUS	CHECK AMOUNT
000206	Georgia Power							
I-09153-15043 Aug 14	Georgia Power	R	9/05/2014			018337		
100 6200.531230.00	Utilities	Georgia Power		23.96				23.96
000206	Georgia Power							
I-15158-51225 Aug 14	Georgia Power	R	9/05/2014			018338		
100 6200.531230.00	Utilities	Georgia Power		134.58				134.58
000206	Georgia Power							
I-24953-72008 Aug 14	Georgia Power	R	9/05/2014			018339		
100 6200.531230.00	Utilities	Georgia Power		124.53				124.53
000206	Georgia Power							
I-26354-99019 Aug 14	Georgia Power	R	9/05/2014			018340		
100 6200.531230.00	Utilities	Georgia Power		23.72				23.72
000206	Georgia Power							
I-August 2014	Georgia Power	R	9/05/2014			018341		
100 4100.531230.00	Electricity	Georgia Power		38,433.75				
100 6200.531230.00	Utilities	Georgia Power		7,915.09				46,348.84
000216	Strategic Datacom Inc							
I-8671	Strategic Datacom Inc	R	9/05/2014			018342		
100 3200.522200.00	Repairs & Maintenance	Strategic Datacom In		225.00				225.00
000245	FedEx							
I-2-731-74975	FedEx	R	9/05/2014			018343		
100 3200.523200.00	Communications	FedEx		46.65				
I-2-746-62171	FedEx	R	9/05/2014			018343		
100 3200.523200.00	Communications	FedEx		15.31				61.96
000269	DeKalb County Georgia							
I-6305611-Aug 14	DeKalb County Georgia	R	9/05/2014			018344		
100 6200.531230.00	Utilities	DeKalb County Georgi		64.94				
I-6305622 Aug 14	DeKalb County Georgia	R	9/05/2014			018344		
100 6200.531230.00	Utilities	DeKalb County Georgi		1,700.09				
I-6305677 Aug 14	DeKalb County Georgia	R	9/05/2014			018344		
100 6200.531230.00	Utilities	DeKalb County Georgi		272.72				
I-630588 Aug 14	DeKalb County Georgia	R	9/05/2014			018344		
100 6200.531230.00	Utilities	DeKalb County Georgi		18.64				
I-630655 Aug 14	DeKalb County Georgia	R	9/05/2014			018344		
100 6200.531230.00	Utilities	DeKalb County Georgi		70.71				2,127.10

VENDOR SET: 01 City of Dunwoody, GA

BANK: 03 Suntrust Disbursement Acc

DATE RANGE: 9/01/2014 THRU 9/30/2014

VENDOR I.D.	NAME	STATUS	CHECK DATE	AMOUNT	DISCOUNT	CHECK NO	CHECK STATUS	CHECK AMOUNT
000331	Tyler Technologies, Inc							
I-025-102142	Tyler Technologies, Inc	R	9/05/2014			018345		
100 1512.522200.00	Repairs & Maintenance		Tyler Technologies,	138.00				
I-025-102994	Tyler Technologies, Inc	R	9/05/2014			018345		
100 2650.522200.00	Repairs & Maintenance		Tyler Technologies,	12,450.88				
I-025-103524	Tyler Technologies, Inc	R	9/05/2014			018345		
100 2650.522200.00	Repairs & Maintenance		Tyler Technologies,	200.00				12,788.88
001009	Kimley-Horn and Associates, In							
I-019124000-0514	Kimley-Horn and Associates, In	R	9/05/2014			018346		
350 4200.541400.00	Infrastructure		Kimley-Horn and Asso	2,332.39				
I-019124002-0714	Kimley-Horn and Associates, In	R	9/05/2014			018346		
350 6200.541200.00	Site improvements		Kimley-Horn and Asso	11,458.08				13,790.47
001023	Victoria Clearfield							
I-August 2014	Victoria Clearfield	R	9/05/2014			018347		
100 2650.521300.00	Technical Svcs		Victoria Clearfield	1,350.00				1,350.00
001045	Specialty Engraving, Inc							
I-237421	Specialty Engraving, Inc	R	9/05/2014			018348		
100 2650.531100.00	Supplies		Specialty Engraving,	45.00				
I-237465	Specialty Engraving, Inc	R	9/05/2014			018348		
100 3200.531100.01	Supplies-Explorer Program		Specialty Engraving,	18.50				63.50
001086	Schiff Hardin LLP							
I-1913733	Schiff Hardin LLP	R	9/05/2014			018349		
100 1530.521200.02	Prof Svcs-Litigation		Schiff Hardin LLP	1,524.75				1,524.75
001275	LMI Systems, Inc							
I-1047236	LMI Systems, Inc	R	9/05/2014			018350		
100 6200.522200.06	R&M-Parks		LMI Systems, Inc	605.00				605.00
001282	United Maintenance, Inc.							
I-216704	United Maintenance, Inc.	R	9/05/2014			018351		
100 6200.522200.06	R&M-Parks		United Maintenance,	575.00				575.00
001282	United Maintenance, Inc.							
I-216705	United Maintenance, Inc.	R	9/05/2014			018352		
100 6200.522200.06	R&M-Parks		United Maintenance,	887.00				887.00
001385	Wolverton and Associates, Inc.							
I-39063	Wolverton and Associates, Inc.	R	9/05/2014			018353		
350 4200.541400.00	Infrastructure		Wolverton and Associ	1,999.40				1,999.40

VENDOR SET: 01 City of Dunwoody, GA

BANK: 03 Suntrust Disbursement Acc

DATE RANGE: 9/01/2014 THRU 9/30/2014

VENDOR I.D.	NAME	STATUS	CHECK DATE	AMOUNT	DISCOUNT	CHECK NO	CHECK STATUS	CHECK AMOUNT
001414	Geo-Hydro Engineers, Inc.							
I-47585	Geo-Hydro Engineers, Inc.	R	9/05/2014			018354		
100 6200.522200.06	R&M-Parks	Geo-Hydro Engineers,		450.00				450.00
001434	Michael M. Hawkins							
I-672-August 2014	Michael M. Hawkins	R	9/05/2014			018355		
100 2650.521200.00	Prof Svcs	Michael M. Hawkins		350.00				350.00
001441	Jeff Helton/Helton Graphics							
I-2622	Jeff Helton/Helton Graphics	R	9/05/2014			018356		
350 3200.542000.00	Machinery & Equipment	Jeff Helton/Helton G		4,125.00				4,125.00
001444	Kenneth Wickham							
I-8/20/2014	Kenneth Wickham	R	9/05/2014			018357		
100 2650.521200.00	Prof Svcs	Kenneth Wickham		350.00				
I-8/27/2014	Kenneth Wickham	R	9/05/2014			018357		
100 2650.521200.00	Prof Svcs	Kenneth Wickham		350.00				700.00
001484	URS Corporation							
I-5992379	URS Corporation	R	9/05/2014			018358		
250 4002.541400.14	TAP-Infrastructure	URS Corporation		1,272.92				1,272.92
001542	Southeastern Engineering Inc (							
I-15036	Southeastern Engineering Inc (	R	9/05/2014			018359		
350 4200.541400.00	Infrastructure	Southeastern Enginee		19,364.84				19,364.84
001549	Gas South, LLC							
I-August 2014	Gas South, LLC	R	9/05/2014			018360		
100 6200.531230.00	Utilities	Gas South, LLC		434.18				434.18
001557	Enterprise Leasing Company of							
I-7T0WKK	Enterprise Leasing Company of	R	9/05/2014			018361		
100 3200.531100.01	Supplies-Explorer Program	Enterprise Leasing C		248.31				248.31
001565	Georgia Development Partners,							
I-GD147 (4)	Georgia Development Partners,	R	9/05/2014			018362		
350 1565.541300.00	Buildings	Georgia Development		56,772.33				56,772.33
001587	SouthernLINC Wireless							
I-3621	SouthernLINC Wireless	R	9/05/2014			018363		
215 3800.523200.00	Communications	SouthernLINC Wireles		1.35				1.35
001610	Carl Vinson Institute of Goerg							
I-75517	Carl Vinson Institute of Goerg	R	9/05/2014			018364		
100 1511.523700.00	Education & Training	Carl Vinson Institut		950.00				950.00

VENDOR SET: 01 City of Dunwoody, GA  
 BANK: 03 Suntrust Disbursement Acc  
 DATE RANGE: 9/01/2014 THRU 9/30/2014

VENDOR I.D.	NAME	STATUS	CHECK DATE	AMOUNT	DISCOUNT	CHECK NO	CHECK STATUS	CHECK AMOUNT
001617	Johnson Landscape, Inc. dba Ve							
I-CSTEE-0009-00028-6	Johnson Landscape, Inc. dba Ve	R	9/05/2014			018365		
350 4200.541400.00	Infrastructure			Johnson Landscape, I	33,976.48			
250 4001.541400.09	TE09-Federal			Johnson Landscape, I	147,870.30			181,846.78
001656	De Lage Landen							
I-42535313	De Lage Landen	R	9/05/2014			018366		
100 3200.522300.00	Rentals			De Lage Landen	304.00			304.00
001673	Aerial Innovations of Ga., Inc							
I-44200	Aerial Innovations of Ga., Inc	R	9/05/2014			018367		
100 7000.521300.00	Technical Svcs			Aerial Innovations o	94.50			
I-44201	Aerial Innovations of Ga., Inc	R	9/05/2014			018367		
100 7000.521300.00	Technical Svcs			Aerial Innovations o	91.50			
I-44279	Aerial Innovations of Ga., Inc	R	9/05/2014			018367		
100 7000.521300.00	Technical Svcs			Aerial Innovations o	94.50			
I-44280	Aerial Innovations of Ga., Inc	R	9/05/2014			018367		
100 7000.521300.00	Technical Svcs			Aerial Innovations o	91.50			372.00
001690	Oldcastle Precast Inc.							
I-410126299	Oldcastle Precast Inc.	R	9/05/2014			018368		
560 4320.531100.00	Supplies			Oldcastle Precast In	681.45			
I-410126300	Oldcastle Precast Inc.	R	9/05/2014			018368		
560 4320.531100.00	Supplies			Oldcastle Precast In	681.45			
I-410126301	Oldcastle Precast Inc.	R	9/05/2014			018368		
560 4320.531100.00	Supplies			Oldcastle Precast In	351.45			
I-410126305	Oldcastle Precast Inc.	R	9/05/2014			018368		
560 4320.531100.00	Supplies			Oldcastle Precast In	495.00			
I-410126306	Oldcastle Precast Inc.	R	9/05/2014			018368		
560 4320.531100.00	Supplies			Oldcastle Precast In	495.00			2,704.35
001713	Dunwoody Nature Center							
I-Butterfly Festival	Dunwoody Nature Center	R	9/05/2014			018369		
100 0000.127103.00	Special Event Sign Dep Payable			Dunwoody Nature Cent	100.00			100.00
001721	Carr, Lawson, Cantrell & Assoc							
I-10703.00R	Carr, Lawson, Cantrell & Assoc	R	9/05/2014			018370		
100 4100.521200.00	Prof Svcs			Carr, Lawson, Cantre	1,500.00			1,500.00
001742	Marriott Hotels & Resorts							
I-Dunwoody Explorers	Marriott Hotels & Resorts	R	9/05/2014			018371		
100 3200.531100.01	Supplies-Explorer Program			Marriott Hotels & Re	2,225.80			2,225.80

VENDOR SET: 01 City of Dunwoody, GA  
 BANK: 03 Suntrust Disbursement Acc  
 DATE RANGE: 9/01/2014 THRU 9/30/2014

VENDOR I.D.	NAME	STATUS	CHECK DATE	AMOUNT	DISCOUNT	CHECK NO	CHECK STATUS	CHECK AMOUNT
001787	Optech RWM, LLC							
I-D0714A	Optech RWM, LLC	R	9/05/2014			018372		
100 6200.522200.06	R&M-Parks	Optech RWM, LLC		28,428.10				
100 4200.522200.05	R&M - Right of Way Maint	Optech RWM, LLC		1,666.66				
100 4100.521200.10	Tree Fund Expenses	Optech RWM, LLC		1,050.00				31,144.76
001820	Sharon Dickson, LLC							
I-August 2014	Sharon Dickson, LLC	R	9/05/2014			018373		
100 2650.521200.00	Prof Svcs	Sharon Dickson, LLC		700.00				700.00
001825	Randstad US LP							
I-R16493598	Randstad US LP	R	9/05/2014			018374		
100 7000.522200.00	Repairs & Maintenance	Randstad US LP		987.50				
I-R16524764	Randstad US LP	R	9/05/2014			018374		
100 7000.522200.00	Repairs & Maintenance	Randstad US LP		825.00				1,812.50
001831	CDI-Infrastructure, LLC dba L.							
I-526152	CDI-Infrastructure, LLC dba L.	R	9/05/2014			018375		
215 3800.523200.00	Communications	CDI-Infrastructure,		1,406.00				1,406.00
001833	Marny Heit							
I-James Bonner	Marny Heit	R	9/05/2014			018376		
100 2650.521200.04	Prof Svcs-Public Defender	Marny Heit		190.00				190.00
1	Adult Day Care of Dunwoody							
I-Adult Day Care	Adult Day Care of Dunwoody:	R	9/05/2014			018377		
100 0000.316100.00	Business & Occupation Tax	Adult Day Care of Du		296.40				296.40
1	Corporate Events Unlimited							
I-Corporate Events-2	Corporate Events Unlimited:	R	9/05/2014			018378		
100 0000.347900.00	Pavilion Rentals	Corporate Events Unl		600.00				600.00
1	Corporate Events Unlimited							
I-Corporate Events-3	Corporate Events Unlimited:	R	9/05/2014			018379		
100 0000.127103.00	Special Event Sign Dep Payable	Corporate Events Unl		100.00				100.00
1	Cox Communications							
I-Cox Comm (2)	Cox Communications:	R	9/05/2014			018380		
100 0000.347900.00	Pavilion Rentals	Cox Communications:		200.00				200.00
1	Cox Communications							
I-Cox Communications	Cox Communications:	R	9/05/2014			018381		
100 0000.347900.00	Pavilion Rentals	Cox Communications:		75.00				75.00

VENDOR SET: 01 City of Dunwoody, GA  
 BANK: 03 Suntrust Disbursement Acc  
 DATE RANGE: 9/01/2014 THRU 9/30/2014

VENDOR I.D.	NAME	STATUS	CHECK DATE	AMOUNT	DISCOUNT	CHECK NO	CHECK STATUS	CHECK AMOUNT
1	Fidel Espinoza							
I-Fidel Espinoza	Fidel Espinoza:	R	9/05/2014			018382		
100 3200.523500.00	Travel	Fidel Espinoza:		337.25				337.25
1	Hatteras Construction							
I-Hatteras Construct	Hatteras Construction:	R	9/05/2014			018383		
100 0000.323100.00	Bldg Structures & Equipment	Hatteras Constructio		131.31				131.31
1	Lekotek of Georgia							
I-Lekotek of Georgia	Lekotek of Georgia:	R	9/05/2014			018384		
100 0000.127103.00	Special Event Sign Dep Payable	Lekotek of Georgia:		100.00				100.00
1	Michael Cheek							
I-Michael Cheek	Michael Cheek:	R	9/05/2014			018385		
100 3200.523500.00	Travel	Michael Cheek:		54.00				54.00
1	Rebecca Jones							
I-Rebecca Jones	Rebecca Jones:	R	9/05/2014			018386		
350 4200.541400.00	Infrastructure	Rebecca Jones:		93.00				93.00
1	Timothy Fecht							
I-Timothy Fecht	Timothy Fecht:	R	9/05/2014			018387		
100 3200.523500.00	Travel	Timothy Fecht:		698.60				698.60
000061	Blue Cross Blue Shield							
I-000510647G	Blue Cross Blue Shield	R	9/19/2014			018388		
100 1110.512100.00	Group Insurance	Blue Cross Blue Shie		3,617.76				
100 1330.512100.00	Group Insurance	Blue Cross Blue Shie		1,015.98				
100 1511.512100.00	Group Insurance	Blue Cross Blue Shie		1,475.59				
100 2650.512100.00	Group Insurance	Blue Cross Blue Shie		1,970.94				
100 3200.512100.00	Group Insurance	Blue Cross Blue Shie		56,327.29				
100 4100.512100.00	Group Insurance	Blue Cross Blue Shie		1,475.59				65,883.15
000088	Dekalb County Tax Commissioner							
I-18 344 01 001	Dekalb County Tax Commissioner	R	9/19/2014			018389		
100 6200.531230.00	Utilities	Dekalb County Tax Co		449.94				449.94
000088	Dekalb County Tax Commissioner							
I-18 344 01 003	Dekalb County Tax Commissioner	R	9/19/2014			018390		
100 6200.531230.00	Utilities	Dekalb County Tax Co		2,831.67				2,831.67
000088	Dekalb County Tax Commissioner							
I-18 344 01 007	Dekalb County Tax Commissioner	R	9/19/2014			018391		
100 6200.531230.00	Utilities	Dekalb County Tax Co		1,207.33				1,207.33

VENDOR SET: 01 City of Dunwoody, GA  
 BANK: 03 Suntrust Disbursement Acc  
 DATE RANGE: 9/01/2014 THRU 9/30/2014

VENDOR I.D.	NAME	STATUS	CHECK DATE	AMOUNT	DISCOUNT	CHECK NO	CHECK STATUS	CHECK AMOUNT
000088	Dekalb County Tax Commissioner							
I-18 344 01 010	Dekalb County Tax Commissioner	R	9/19/2014			018392		
100 6200.531230.00	Utilities	Dekalb County Tax Co		15,962.75				15,962.75
000088	Dekalb County Tax Commissioner							
I-1836605006-2014	Dekalb County Tax Commissioner	R	9/19/2014			018394		
100 6200.531230.00	Utilities	Dekalb County Tax Co		3,700.75				3,700.75
000088	Dekalb County Tax Commissioner							
I-1837601005-2014	Dekalb County Tax Commissioner	R	9/19/2014			018395		
100 6200.531230.00	Utilities	Dekalb County Tax Co		1,773.28				1,773.28
000094	WEX BANK							
I-38099356	WEX BANK	R	9/19/2014			018396		
100 3200.531270.00	Gasoline	WEX BANK		1,164.53				1,164.53
000118	Peace Officers'							
I-September 2014	Peace Officers'	R	9/19/2014			018397		
100 0000.121300.15	POAB Deduction Payable	Peace Officers'		640.00				640.00
000138	Riley McLendon, LLC							
I-62412	Riley McLendon, LLC	R	9/19/2014			018398		
100 1530.521200.01	Prof Svcs-Legal	Riley McLendon, LLC		12,500.00				
I-62413	Riley McLendon, LLC	R	9/19/2014			018398		
100 1530.521200.02	Prof Svcs-Litigation	Riley McLendon, LLC		1,635.00				
I-62414	Riley McLendon, LLC	R	9/19/2014			018398		
100 2650.521200.03	Prof Svcs-Court Solicitor	Riley McLendon, LLC		8,260.00				
I-62415	Riley McLendon, LLC	R	9/19/2014			018398		
350 6200.541200.00	Site improvements	Riley McLendon, LLC		390.00				
I-62416	Riley McLendon, LLC	R	9/19/2014			018398		
350 4200.541400.00	Infrastructure	Riley McLendon, LLC		30.00				
I-62417	Riley McLendon, LLC	R	9/19/2014			018398		
560 4320.521200.09	Prof Svcs-Stormwater	Riley McLendon, LLC		285.58				23,100.58
000149	AT&T							
I-September 2014	AT&T	R	9/19/2014			018399		
100 1535.523200.00	Communications	AT&T		108.63				108.63
000159	Purchase Power							
I-September 2014	Purchase Power	R	9/19/2014			018400		
100 1110.523200.00	Communications	Purchase Power		0.48				
100 1320.523200.00	Communications	Purchase Power		10.64				
100 1330.523200.00	Communications	Purchase Power		39.21				
100 1512.523200.00	Communications	Purchase Power		268.38				
100 1516.523200.00	Communications	Purchase Power		233.64				
100 1517.523200.00	Communications	Purchase Power		21.50				
100 1530.523200.00	Communications	Purchase Power		5.87				
100 1540.523200.00	Communications	Purchase Power		1.17				

VENDOR SET: 01 City of Dunwoody, GA  
 BANK: 03 Suntrust Disbursement Acc  
 DATE RANGE: 9/01/2014 THRU 9/30/2014

VENDOR I.D.	NAME	STATUS	CHECK DATE	AMOUNT	DISCOUNT	CHECK NO	CHECK STATUS	CHECK AMOUNT
000159	Purchase Power	CONT						
I-September 2014	Purchase Power	R	9/19/2014			018400		
100 1570.523200.00	Communications	Purchase Power		54.18				
100 2650.523200.00	Communications	Purchase Power		622.87				
100 3200.523200.00	Communications	Purchase Power		238.62				
100 4100.523200.00	Communications	Purchase Power		196.94				
100 6200.523200.00	Communications	Purchase Power		8.24				
100 7000.523200.00	Communications	Purchase Power		298.26				2,000.00
000163	Metro Materials Inc.							
I-36577	Metro Materials Inc.	R	9/19/2014			018401		
100 4200.531100.00	Supplies	Metro Materials Inc.		3,794.01				3,794.01
000165	Vulcan Materials Company							
I-109671769	Vulcan Materials Company	R	9/19/2014			018402		
560 4320.531100.00	Supplies	Vulcan Materials Com		571.07				
I-10968506	Vulcan Materials Company	R	9/19/2014			018402		
560 4320.531100.00	Supplies	Vulcan Materials Com		901.76				
I-212120008305	Vulcan Materials Company	R	9/19/2014			018402		
350 4200.541400.00	Infrastructure	Vulcan Materials Com		890.00				
I-21212005695	Vulcan Materials Company	R	9/19/2014			018402		
560 4320.531100.00	Supplies	Vulcan Materials Com		54.94				
I-21212008237	Vulcan Materials Company	R	9/19/2014			018402		
560 4320.531100.00	Supplies	Vulcan Materials Com		326.25				
I-21212008518	Vulcan Materials Company	R	9/19/2014			018402		
560 4320.531100.00	Supplies	Vulcan Materials Com		349.00				
I-21212008591	Vulcan Materials Company	R	9/19/2014			018402		
560 4320.531100.00	Supplies	Vulcan Materials Com		437.50				3,530.52
000183	Sprint							
I-570839599-065	Sprint	R	9/19/2014			018403		
100 3200.523200.00	Communications	Sprint		2,184.06				2,184.06
000196	Georgia Management Agency, Inc							
I-58870	Georgia Management Agency, Inc	R	9/19/2014			018404		
100 4200.522200.02	R&M - Street Maintenance	Georgia Management A		1,500.00				
I-58871	Georgia Management Agency, Inc	R	9/19/2014			018404		
100 4200.522200.02	R&M - Street Maintenance	Georgia Management A		39,456.60				
560 4320.522200.00	Repairs & Maintenance	Georgia Management A		25,844.98				
I-58872	Georgia Management Agency, Inc	R	9/19/2014			018404		
100 4200.522200.02	R&M - Street Maintenance	Georgia Management A		18,750.00				85,551.58
000211	GIRMA							
I-213703	GIRMA	R	9/19/2014			018405		
100 3200.523100.01	Claims	GIRMA		917.74				917.74



VENDOR SET: 01 City of Dunwoody, GA

BANK: 03 Suntrust Disbursement Acc

DATE RANGE: 9/01/2014 THRU 9/30/2014

VENDOR I.D.	NAME	STATUS	CHECK DATE	AMOUNT	DISCOUNT	CHECK NO	CHECK STATUS	CHECK AMOUNT
000211	GIRMA							
I-213756	GIRMA	R	9/19/2014			018406		
100 6200.523100.01	Claims	GIRMA		1,000.00				1,000.00
000211	GIRMA							
I-213781	GIRMA	R	9/19/2014			018407		
100 3200.523100.01	Claims	GIRMA		9,948.00				9,948.00
000245	FedEx							
I-2-767-96760	FedEx	R	9/19/2014			018408		
100 1540.523200.00	Communications	FedEx		26.83				26.83
000284	Aflac							
I-703762	Aflac	R	9/19/2014			018409		
100 0000.121300.18	AFLAC Deductions Payable	Aflac		1,353.40				1,353.40
000331	Tyler Technologies, Inc							
I-025-104146	Tyler Technologies, Inc	R	9/19/2014			018411		
100 1516.521300.00	Technical Services	Tyler Technologies,		400.00				
I-025-104606	Tyler Technologies, Inc	R	9/19/2014			018411		
100 1516.521300.00	Technical Services	Tyler Technologies,		1,200.00				1,600.00
001009	Kimley-Horn and Associates, In							
I-6011007	Kimley-Horn and Associates, In	R	9/19/2014			018412		
350 4200.541400.00	Infrastructure	Kimley-Horn and Asso		9,011.29				9,011.29
001097	US Department of Homeland Secu							
I-SAVE-337571	US Department of Homeland Secu	R	9/19/2014			018413		
100 1516.521300.00	Technical Services	US Department of Hom		25.00				25.00
001136	Sky Design							
I-39310	Sky Design	R	9/19/2014			018414		
350 4200.521200.00	Professional Services	Sky Design		125.00				125.00
001187	APG PCE, LLC							
I-Oct 2014-PC41-100	APG PCE, LLC	R	9/19/2014			018415		
100 1565.531230.00	Electricity	APG PCE, LLC		1,084.61				
100 1565.531230.00	Electricity	APG PCE, LLC		894.36				
100 0000.123310.00	Abated Rent	APG PCE, LLC		42,754.13				44,733.10
001198	Adrian Security Co.							
I-25510	Adrian Security Co.	R	9/19/2014			018416		
100 6200.522200.06	R&M-Parks	Adrian Security Co.		167.50				167.50

VENDOR SET: 01 City of Dunwoody, GA

BANK: 03 Suntrust Disbursement Acc

DATE RANGE: 9/01/2014 THRU 9/30/2014

VENDOR I.D.	NAME	STATUS	CHECK DATE	AMOUNT	DISCOUNT	CHECK NO	CHECK STATUS	CHECK AMOUNT
001281	Phase 3 Marketing & Communicat							
I-0067589-IN	Phase 3 Marketing & Communicat	R	9/19/2014			018417		
100 1570.521200.00	Professional Services		Phase 3 Marketing &	2,908.06				2,908.06
001316	Lose and Associates							
I-20140819	Lose and Associates	R	9/19/2014			018418		
350 6200.541200.00	Site improvements		Lose and Associates	11,410.85				11,410.85
001328	LexisNexis Risk Data Managemen							
I-1502895-20140831	LexisNexis Risk Data Managemen	R	9/19/2014			018419		
100 1511.521300.00	Technical Services		LexisNexis Risk Data	100.00				100.00
001333	E. Harriman Construction, Inc.							
I-0829-14	E. Harriman Construction, Inc.	R	9/19/2014			018420		
100 6200.522200.06	R&M-Parks		E. Harriman Construc	2,831.00				
350 1565.541300.00	Buildings		E. Harriman Construc	25,553.00				
I-0904-14	E. Harriman Construction, Inc.	R	9/19/2014			018420		
100 6200.522200.06	R&M-Parks		E. Harriman Construc	562.00				28,946.00
001345	JEL Consulting Group, LLC							
I-204	JEL Consulting Group, LLC	R	9/19/2014			018421		
100 7500.521200.00	Professional Services		JEL Consulting Group	2,500.00				2,500.00
001385	Wolverton and Associates, Inc.							
I-39250	Survey/Construction Plan	R	9/19/2014			018422		
350 4200.541400.00	Infrastructure		Survey/Construction	533.51				533.51
001492	James Duncan and Associates, I							
I-386-14-02	James Duncan and Associates, I	R	9/19/2014			018423		
100 7000.521200.00	Prof Svcs		James Duncan and Ass	760.00				760.00
001503	Southeastern Native Plant Nurs							
I-2451	Southeastern Native Plant Nurs	R	9/19/2014			018424		
100 6200.531100.00	Supplies		Southeastern Native	7,425.00				7,425.00
001549	Gas South, LLC							
I-Sept 2014	Gas South, LLC	R	9/19/2014			018425		
100 6200.531230.00	Utilities		Gas South, LLC	1,058.53				1,058.53
001565	Georgia Development Partners,							
I-WQ019-01	4845 OLDE VILLAGE CT	R	9/19/2014			018426		
560 4320.522200.00	Repairs & Maintenance		4845 OLDE VILLAGE CT	18,956.48				
I-WQ025-01	2222 N PEACHTREE CT	R	9/19/2014			018426		
560 4320.522200.00	Repairs & Maintenance		2222 N PEACHTREE CT	35,180.10				54,136.58

VENDOR SET: 01 City of Dunwoody, GA

BANK: 03 Suntrust Disbursement Acc

DATE RANGE: 9/01/2014 THRU 9/30/2014

VENDOR I.D.	NAME	STATUS	CHECK DATE	AMOUNT	DISCOUNT	CHECK NO	CHECK STATUS	CHECK AMOUNT
001572	Geographic Information Service							
I-1803	Geographic Information Service	R	9/19/2014			018427		
350 7000.542000.00	Machinery and Equipment		Geographic Informati	1,364.75				1,364.75
001704	Technology Association of Geor							
I-3184939-2014	Technology Association of Geor	R	9/19/2014			018428		
100 7500.523600.00	Dues & Fees		Technology Associati	235.00				235.00
001712	Mulkey, Inc.							
I-2013032-15	DESIGN MT VERNON/VERMACK	R	9/19/2014			018429		
350 4200.541400.00	Infrastructure		DESIGN MT VERNON/VER	7,176.00				7,176.00
001716	Howard Fertilizer & Chemical.,							
I-17028149	Howard Fertilizer & Chemical.,	R	9/19/2014			018430		
100 6200.531100.00	Supplies		Howard Fertilizer &	617.80				617.80
001746	Christopher Oquwndo Photograph							
I-0814-0642	Christopher Oquwndo Photograph	R	9/19/2014			018431		
100 1570.521200.00	Professional Services		Christopher Oquwndo	300.00				300.00
001756	Georgia Snacks							
I-111	Georgia Snacks	R	9/19/2014			018432		
100 1540.512900.00	Other Employment Benefits		Georgia Snacks	800.00				800.00
001784	Peak Democracy, Inc.							
I-452	Peak Democracy, Inc.	R	9/19/2014			018433		
100 1570.521300.00	Technical Services		Peak Democracy, Inc.	2,250.00				2,250.00
001787	Optech RWM, LLC							
I-D0814A	Optech RWM, LLC	R	9/19/2014			018434		
100 6200.522200.06	R&M-Parks		Optech RWM, LLC	25,479.49				
100 4100.521200.10	Tree Fund Expenses		Optech RWM, LLC	1,100.00				
100 4200.522200.05	R&M - Right of Way Maint		Optech RWM, LLC	1,666.66				28,246.15
001799	Colliers International - Atlan							
I-September 2014	Colliers International - Atlan	R	9/19/2014			018435		
100 0000.381100.00	Rental Commissions		Colliers Internation	362.25				362.25
001801	Creative Impressions, LLC							
I-1641	Creative Impressions, LLC	R	9/19/2014			018436		
350 4200.521200.00	Professional Services		Creative Impressions	809.49				809.49
001810	Slavin Management Consultants							
I-SMC0901.084	Slavin Management Consultants	R	9/19/2014			018437		
100 1320.521200.00	Prof Svcs		Slavin Management Co	4,147.50				4,147.50

VENDOR SET: 01 City of Dunwoody, GA  
 BANK: 03 Suntrust Disbursement Acc  
 DATE RANGE: 9/01/2014 THRU 9/30/2014

VENDOR I.D.	NAME	STATUS	CHECK DATE	AMOUNT	DISCOUNT	CHECK NO	CHECK STATUS	CHECK AMOUNT
001824	Veith Traffic Services, LLC							
I-3011-4	Veith Traffic Services, LLC	R	9/19/2014			018438		
100 4200.522200.03	R&M - Traffic Signals			400.00				400.00
001825	Randstad US LP							
I-R16554833	Randstad US LP	R	9/19/2014			018439		
100 7000.522200.00	Repairs & Maintenance			625.00				
I-R16585686	Randstad US LP	R	9/19/2014			018439		
100 7000.522200.00	Repairs & Maintenance			500.00				1,125.00
001834	Pyramid Printing, Inc. dba Mou							
I-37880	Pyramid Printing, Inc. dbs Mou	R	9/19/2014			018440		
100 1570.523400.00	Printing and Binding			1,992.06				1,992.06
1	Dunwoody Gridiron Club							
I-001-Dun Gridiron	Dunwoody Gridiron Club:	R	9/19/2014			018441		
100 1570.523300.00	Advertising			350.00				350.00
1	Michael Starling							
I-Michael Starling-4	Michael Starling:	R	9/19/2014			018442		
100 7500.523500.00	Travel			7.00				
100 7500.531300.00	Food			111.53				
100 7500.523600.00	Dues & Fees			64.00				182.53
1	Racing Solutions, LLC							
I-Racing Solutions-2	Racing Solutions, LLC:	R	9/19/2014			018443		
100 0000.127103.00	Special Event Sign Dep Payable			250.00				250.00
000074	Standard Insurance							
I-October 2014	Standard Insurance	R	9/26/2014			018444		
100 1320.512100.00	Group Insurance			81.94				
100 1330.512100.00	Group Insurance			102.93				
100 1511.512100.00	Group Insurance			156.35				
100 4100.512100.00	Group Insurance			131.48				
100 2650.512100.00	Group Insurance			184.35				
100 3200.512100.00	Group Insurance			4,030.75				4,687.80
000130	Translation Station, INC							
I-45072	Translation Station, INC	R	9/26/2014			018445		
100 2650.521300.00	Technical Svcs			186.32				186.32
000163	Metro Materials Inc.							
I-36649	Metro Materials Inc.	R	9/26/2014			018446		
100 4200.531100.00	Supplies			1,755.05				1,755.05

VENDOR SET: 01 City of Dunwoody, GA  
 BANK: 03 Suntrust Disbursement Acc  
 DATE RANGE: 9/01/2014 THRU 9/30/2014

VENDOR I.D.	NAME	STATUS	CHECK DATE	AMOUNT	DISCOUNT	CHECK NO	CHECK STATUS	CHECK AMOUNT
000165	Vulcan Materials Company							
I-2121200888	Vulcan Materials Company	R	9/26/2014			018447		
100 4200.531100.00	Supplies		Vulcan Materials Com	821.25				
I-21212009002	Vulcan Materials Company	R	9/26/2014			018447		
100 4200.531100.00	Supplies		Vulcan Materials Com	602.50				1,423.75
000269	DeKalb County Georgia							
I-5986738/Aug 2014	DeKalb County Georgia	R	9/26/2014			018448		
100 6200.531230.00	Utilities		DeKalb County Georgi	6.30				
I-6178709/Aug 2014	DeKalb County Georgia	R	9/26/2014			018448		
100 6200.531230.00	Utilities		DeKalb County Georgi	54.03				60.33
001136	Sky Design							
I-40438	Sky Design	R	9/26/2014			018449		
350 4200.521200.00	Professional Services		Sky Design	1,000.00				1,000.00
001274	Nova Engineering and Environme							
I-97664	DVP CONST MATERIALS TEST	R	9/26/2014			018450		
350 4200.541400.00	Infrastructure		DVP CONST MATERIALS	7,317.50				7,317.50
001282	United Maintenance, Inc.							
I-217356	United Maintenance, Inc.	R	9/26/2014			018451		
100 6200.522200.06	R&M-Parks		United Maintenance,	255.00				255.00
001316	Lose and Associates							
I-20140539	BROOK RUN TRAIL PHASE II	R	9/26/2014			018452		
350 6200.541200.00	Site improvements		BROOK RUN TRAIL PHAS	1,333.75				1,333.75
001333	E. Harriman Construction, Inc.							
I-0918-14	E. Harriman Construction, Inc.	R	9/26/2014			018453		
350 1565.541300.00	Buildings		E. Harriman Construc	36,842.00				
I-0918-14B	E. Harriman Construction, Inc.	R	9/26/2014			018453		
100 6200.522200.06	R&M-Parks		E. Harriman Construc	2,086.00				38,928.00
001385	Wolverton and Associates, Inc.							
I-39252	Wolverton and Associates, Inc.	R	9/26/2014			018454		
350 4200.541400.00	Infrastructure		Wolverton and Associ	12,262.59				12,262.59
001414	Geo-Hydro Engineers, Inc.							
I-48108	Geo-Hydro Engineers, Inc.	R	9/26/2014			018455		
560 4320.522200.00	Repairs & Maintenance		Geo-Hydro Engineers,	2,637.75				2,637.75
001415	Rite Way							
I-363320	Rite Way	R	9/26/2014			018456		
100 6200.522200.06	R&M-Parks		Rite Way	1,621.32				1,621.32

VENDOR SET: 01 City of Dunwoody, GA

BANK: 03 Suntrust Disbursement Acc

DATE RANGE: 9/01/2014 THRU 9/30/2014

VENDOR I.D.	NAME	STATUS	CHECK DATE	AMOUNT	DISCOUNT	CHECK NO	CHECK STATUS	CHECK AMOUNT
001421	Chattahoochee River 911 Author							
I-September 2014	Chattahoochee River 911 Author	R	9/26/2014			018457		
215 3800.571000.00	Intergovernmental-E911	Chattahoochee River		89,583.33				89,583.33
001426	A&A Plumbing							
I-460	A&A Plumbing	R	9/26/2014			018458		
100 6200.522200.06	R&M-Parks	A&A Plumbing		1,330.00				1,330.00
001444	Kenneth Wickham							
I-9/17/2014	Kenneth Wickham	R	9/26/2014			018459		
100 2650.521200.00	Prof Svcs	Kenneth Wickham		350.00				350.00
001484	URS Corporation							
I-6018910	URS Corporation	R	9/26/2014			018460		
350 4200.541400.00	Infrastructure	URS Corporation		3,062.96				3,062.96
001496	Fisher Broyles							
I-54880	Fisher Broyles	R	9/26/2014			018461		
960 6200.541200.00	Site improvements	Fisher Broyles		101.75				
I-55419	Fisher Broyles	R	9/26/2014			018461		
960 6200.541200.00	Site improvements	Fisher Broyles		247.50				349.25
001504	American Engineers, Inc							
I-94399	American Engineers, Inc	R	9/26/2014			018462		
350 4200.541400.00	Infrastructure	American Engineers,		5,112.50				5,112.50
00159b	Pitney Bowes Global Financial							
I-9938656-SP14	Pitney Bowes Global Financial	R	9/26/2014			018463		
100 1565.522300.00	Rentals	Pitney Bowes Global		771.00				771.00
001617	Johnson Landscape, Inc. dba Ve							
I-CSTEE000900(28)6	Johnson Landscape, Inc. dba Ve	R	9/26/2014			018464		
350 4200.541400.00	Infrastructure	Johnson Landscape, I		149,805.50				149,805.50
001627	Commercial Roof Solutions							
I-91410	Commercial Roof Solutions	R	9/26/2014			018465		
100 7000.522200.00	Repairs & Maintenance	Commercial Roof Solu		385.00				385.00
001656	De Lage Landen							
I-42916604	De Lage Landen	R	9/26/2014			018466		
100 3200.522300.00	Rentals	De Lage Landen		304.00				304.00
001673	Aerial Innovations of Ga., Inc							
I-44380	Aerial Innovations of Ga., Inc	R	9/26/2014			018467		
100 7000.521300.00	Technical Svcs	Aerial Innovations o		94.50				
I-44381	Aerial Innovations of Ga., Inc	R	9/26/2014			018467		
100 7000.521300.00	Technical Svcs	Aerial Innovations o		91.50				186.00

VENDOR SET: 01 City of Dunwoody, GA  
 BANK: 03 Suntrust Disbursement Acc  
 DATE RANGE: 9/01/2014 THRU 9/30/2014

VENDOR I.D.	NAME	STATUS	CHECK DATE	AMOUNT	DISCOUNT	CHECK NO	CHECK STATUS	CHECK AMOUNT
001690	Oldcastle Precast Inc.							
I-410126652	Oldcastle Precast Inc.	R	9/26/2014			018468		
560 4320.531100.00	Supplies	Oldcastle Precast In		866.90				866.90
001723	Sprinkle Consulting, Inc.							
I-6	PC BIKE LANE PLANS	R	9/26/2014			018469		
350 4200.541400.00	Infrastructure	PC BIKE LANE PLANS		395.00				
I-8327-13	MT VERNON BIKE LANE TRANS	R	9/26/2014			018469		
350 4200.541400.00	Infrastructure	MT VERNON BIKE LANE		850.00				1,245.00
001724	Testing Engineering & Consulti							
I-5713	Testing Engineering & Consulti	R	9/26/2014			018470		
560 4320.522200.00	Repairs & Maintenance	Testing Engineering		1,950.00				1,950.00
001758	Corporate Health Partners, LLC							
I-3502	Corporate Health Partners, LLC	R	9/26/2014			018471		
100 1540.512900.00	Other Employment Benefits	Corporate Health Par		1,825.33				1,825.33
001825	Randstad US LP							
I-R16617475	Randstad US LP	R	9/26/2014			018472		
100 7000.522200.00	Repairs & Maintenance	Randstad US LP		487.50				487.50
001831	CDI-Infrastructure, LLC dba L.							
I-526531	CDI-Infrastructure, LLC dba L.	R	9/26/2014			018473		
215 3800.523200.00	Communications	CDI-Infrastructure,		2,516.00				2,516.00
001833	Marny Heit							
I-Ambany Wood	Marny Heit	R	9/26/2014			018474		
100 2650.521200.04	Prof Svcs-Public Defender	Marny Heit		240.00				
I-Crystal Scott	Marny Heit	R	9/26/2014			018474		
100 2650.521200.04	Prof Svcs-Public Defender	Marny Heit		190.00				
I-Reia Toombs	Marny Heit	R	9/26/2014			018474		
100 2650.521200.04	Prof Svcs-Public Defender	Marny Heit		240.00				670.00
1	DJF Designs							
I-DJF Designs	DJF Designs:	R	9/26/2014			018475		
100 0000.323100.00	Bldg Structures & Equipment	DJF Designs:		132.00				132.00
1	Smyrna Police Explorers #217							
I-Smyrna Police Exp.	Smyrna Police Explorers #217:	R	9/26/2014			018476		
100 3200.531100.01	Supplies-Explorer Program	Smyrna Police Explor		205.00				205.00

VENDOR SET: 01 City of Dunwoody, GA  
 BANK: 03 Suntrust Disbursement Acc  
 DATE RANGE: 9/01/2014 THRU 9/30/2014

VENDOR I.D.	NAME	STATUS	CHECK DATE	AMOUNT	DISCOUNT	CHECK NO	CHECK STATUS	CHECK AMOUNT
* * T O T A L S * *								
		NO		INVOICE AMOUNT		DISCOUNTS		CHECK AMOUNT
	REGULAR CHECKS:		153	1,215,709.37		39.37CR		1,215,670.00
	HAND CHECKS:		0	0.00		0.00		0.00
	DRAFTS:		13	577,809.16		0.00		577,809.16
	EFT:		0	0.00		0.00		0.00
	NON CHECKS:		0	0.00		0.00		0.00
	VOID CHECKS:	0 VOID DEBITS		0.00				
		VOID CREDITS		0.00	0.00	0.00		
TOTAL ERRORS: 0								

\*\* G/L ACCOUNT TOTALS \*\*

G/L ACCOUNT	NAME	AMOUNT
100 0000.121110.00	PCard A/P Control	120,435.35
100 0000.121300.12	EE-Vision Payable	413.68
100 0000.121300.15	POAB Deduction Payable	640.00
100 0000.121300.16	Flex Spending Ded Payable	1,785.72
100 0000.121300.18	AFLAC Deductions Payable	1,353.40
100 0000.123310.00	Abated Rent	42,754.13
100 0000.127103.00	Special Event Sign Dep Payable	550.00
100 0000.316100.00	Business & Occupation Tax	296.40
100 0000.323100.00	Bldg Structures & Equipment	263.31
100 0000.347900.00	Pavilion Rentals	875.00
100 0000.381100.00	Rental Commissions	362.25
100 1110.512100.00	Group Insurance	3,617.76
100 1110.523200.00	Communications	99.60
100 1320.512100.00	Group Insurance	163.88
100 1320.521200.00	Prof Svcs	4,147.50
100 1320.523200.00	Communications	147.27
100 1330.512100.00	Group Insurance	1,221.84
100 1330.523200.00	Communications	131.84
100 1511.512100.00	Group Insurance	1,788.29
100 1511.521100.01	Official/Admin Svcs	208,332.84
100 1511.521200.00	Professional Services	2,583.32
100 1511.521300.00	Technical Services	100.00
100 1511.523200.00	Communications	97.13
100 1511.523700.00	Education & Training	950.00
100 1512.522200.00	Repairs & Maintenance	138.00
100 1512.523200.00	Communications	268.38
100 1516.521300.00	Technical Services	1,625.00
100 1516.523200.00	Communications	233.64
100 1517.523200.00	Communications	21.50



VENDOR SET: 01 City of Dunwoody, GA  
 BANK: 03 Suntrust Disbursement Acc  
 DATE RANGE: 9/01/2014 THRU 9/30/2014

## \*\* G/L ACCOUNT TOTALS \*\*

G/L ACCOUNT	NAME	AMOUNT
100 1530.521200.01	Prof Svcs-Legal	12,500.00
100 1530.521200.02	Prof Svcs-Litigation	3,159.75
100 1530.523200.00	Communications	5.87
100 1535.521100.01	Official/Admin Svcs	25,805.13
100 1535.523200.00	Communications	223.27
100 1540.512900.00	Other Employment Benefits	2,625.33
100 1540.523200.00	Communications	28.00
100 1565.522300.00	Rentals	1,504.00
100 1565.531230.00	Electricity	1,978.97
100 1570.521100.01	Official/Admin Svcs	24,915.25
100 1570.521200.00	Professional Services	3,208.06
100 1570.521300.00	Technical Services	2,250.00
100 1570.523200.00	Communications	54.18
100 1570.523300.00	Advertising	350.00
100 1570.523400.00	Printing and Binding	1,992.06
100 2650.512100.00	Group Insurance	2,339.64
100 2650.521200.00	Prof Svcs	3,500.00
100 2650.521200.03	Prof Svcs-Court Solicitor	8,260.00
100 2650.521200.04	Prof Svcs-Public Defender	860.00
100 2650.521300.00	Technical Svcs	1,536.32
100 2650.522200.00	Repairs & Maintenance	12,650.88
100 2650.523200.00	Communications	683.48
100 2650.531100.00	Supplies	45.00
100 3200.512100.00	Group Insurance	64,388.79
100 3200.521300.00	Technical Svcs	398.25
100 3200.522200.00	Repairs & Maintenance	225.00
100 3200.522300.00	Rentals	608.00
100 3200.523100.01	Claims	10,865.74
100 3200.523200.00	Communications	8,526.40
100 3200.523500.00	Travel	1,089.85
100 3200.531100.00	Supplies-General	269.00
100 3200.531100.01	Supplies-Explorer Program	2,697.61
100 3200.531270.00	Gasoline	39,914.24
100 4100.512100.00	Group Insurance	1,738.55
100 4100.521100.01	Official/Admin Svcs	21,250.00
100 4100.521200.00	Prof Svcs	1,500.00
100 4100.521200.10	Tree Fund Expenses	2,150.00
100 4100.523200.00	Communications	295.56
100 4100.531230.00	Electricity	38,433.75
100 4200.522200.02	R&M - Street Maintenance	59,706.60
100 4200.522200.03	R&M - Traffic Signals	400.00
100 4200.522200.05	R&M - Right of Way Maint	3,333.32
100 4200.531100.00	Supplies	14,979.52
100 6200.521100.01	Official/Admin Svcs	10,416.65
100 6200.522200.06	R&M-Parks	65,277.41
100 6200.523100.01	Claims	1,000.00

VENDOR SET: 01 City of Dunwoody, GA  
 BANK: 03 Suntrust Disbursement Acc  
 DATE RANGE: 9/01/2014 THRU 9/30/2014

\*\* G/L ACCOUNT TOTALS \*\*

G/L ACCOUNT	NAME	AMOUNT
100 6200.523200.00	Communications	46.27
100 6200.531100.00	Supplies	8,042.80
100 6200.531230.00	Utilities	39,054.32
100 7000.521100.01	Official/Admin Svcs	132,250.00
100 7000.521200.00	Prof Svcs	760.00
100 7000.521300.00	Technical Svcs	558.00
100 7000.522200.00	Repairs & Maintenance	3,810.00
100 7000.523200.00	Communications	298.26
100 7500.521200.00	Professional Services	2,500.00
100 7500.523500.00	Travel	7.00
100 7500.523600.00	Dues & Fees	299.00
100 7500.531300.00	Food	111.53
	*** FUND TOTAL ***	1,043,073.64
215 3800.523200.00	Communications	3,923.35
215 3800.571000.00	Intergovernmental-E911	89,583.33
	*** FUND TOTAL ***	93,506.68
250 4001.541400.09	TE09-Federal	147,870.30
250 4002.541400.14	TAP-Infrastructure	1,272.92
	*** FUND TOTAL ***	149,143.22
350 1565.541300.00	Buildings	119,167.33
350 3200.542000.00	Machinery & Equipment	4,125.00
350 4200.521200.00	Professional Services	1,934.49
350 4200.541400.00	Infrastructure	254,212.96
350 6200.541200.00	Site improvements	24,592.68
350 7000.542000.00	Machinery and Equipment	1,364.75
	*** FUND TOTAL ***	405,397.21
560 4320.521200.09	Prof Svcs-Stormwater	10,285.58
560 4320.522200.00	Repairs & Maintenance	84,569.31
560 4320.531100.00	Supplies	7,154.27
	*** FUND TOTAL ***	102,009.16
960 6200.541200.00	Site improvements	349.25
	*** FUND TOTAL ***	349.25

VENDOR SET:	BANK:	TOTALS:	NO	INVOICE AMOUNT	DISCOUNTS	CHECK AMOUNT
01	03		166	1,793,518.53	39.37CR	1,793,479.16
	03		166	1,793,518.53	39.37CR	1,793,479.16

VENDOR SET: 01 City of Dunwoody, GA  
 BANK: 05 Suntrust Municipal Court  
 DATE RANGE: 9/01/2014 THRU 9/30/2014

VENDOR I.D.	NAME	STATUS	CHECK DATE	AMOUNT	DISCOUNT	CHECK NO	CHECK STATUS	CHECK AMOUNT
000278	DeKalb State Court							
I-D00035665-66	DeKalb State Court	R	9/05/2014			202882		
745 0000.121500.01	Jail Bonds Payable	DeKalb State Court		1,000.00				1,000.00
000278	DeKalb State Court							
I-D00036172-73	DeKalb State Court	R	9/05/2014			202883		
745 0000.121500.01	Jail Bonds Payable	DeKalb State Court		1,150.00				1,150.00
000278	DeKalb State Court							
I-D00037058	DeKalb State Court	R	9/05/2014			202884		
745 0000.121500.01	Jail Bonds Payable	DeKalb State Court		800.00				800.00
1	DEAN, CHADWICK E							
I-000201408272590	DEAN, CHADWICK E:	R	9/05/2014			202885		
745 0000.121500.01	Jail Bonds Payable	Bond Refund:D0003358		380.00				380.00
1	MITCHELL, AMBER MARIE							
I-000201408272591	MITCHELL, AMBER MARIE:	R	9/05/2014			202886		
745 0000.121500.01	Jail Bonds Payable	Bond Refund:D0003423		350.00				350.00
1	BALL, GREGORY LYLE							
I-000201408272592	BALL, GREGORY LYLE:	R	9/05/2014			202887		
745 0000.121500.01	Jail Bonds Payable	Bond Refund:D0003491		50.00				50.00
1	ANDERSON, LYBRESHA NICOLE							
I-000201408272593	ANDERSON, LYBRESHA NICOLE:	R	9/05/2014			202888		
745 0000.121500.01	Jail Bonds Payable	Bond Refund:D0003590		350.00				350.00
1	FENDLER, JEFF SCOTT							
I-000201408272594	FENDLER, JEFF SCOTT:	R	9/05/2014			202889		
745 0000.121500.01	Jail Bonds Payable	Bond Refund:D0003612		50.00				50.00
1	FLORES PACHAS, SABINA							
I-000201408272595	FLORES PACHAS, SABINA:	R	9/05/2014			202890		
745 0000.121500.01	Jail Bonds Payable	Bond Refund:D0003720		178.00				
745 0000.121500.01	Jail Bonds Payable	Bond Refund:D0003720		730.00				908.00
1	SMITH, JEFFREY NEIL							
I-000201408272596	SMITH, JEFFREY NEIL:	R	9/05/2014			202891		
745 0000.121500.01	Jail Bonds Payable	Bond Refund:D0003724		240.00				
745 0000.121500.01	Jail Bonds Payable	Bond Refund:D0003725		15.00				255.00
1	BATISTE, ALESIA							
I-000201408272597	BATISTE, ALESIA:	R	9/05/2014			202892		
745 0000.121500.01	Jail Bonds Payable	Bond Refund:D0003724		126.00				
745 0000.121500.01	Jail Bonds Payable	Bond Refund:D0003724		730.00				856.00

VENDOR SET: 01 City of Dunwoody, GA  
 BANK: 05 Suntrust Municipal Court  
 DATE RANGE: 9/01/2014 THRU 9/30/2014

VENDOR I.D.	NAME	STATUS	CHECK DATE	AMOUNT	DISCOUNT	CHECK NO	CHECK STATUS	CHECK AMOUNT
1	ROBINSON, JANICE MARIE							
I-000201408272598	ROBINSON, JANICE MARIE:	R	9/05/2014			202893		
745 0000.121500.01	Jail Bonds Payable	Bond Refund:D0003729		50.00				50.00
1	SLAUGHTER, DARLA JOAN							
I-000201408272599	SLAUGHTER, DARLA JOAN:	R	9/05/2014			202894		
745 0000.121500.01	Jail Bonds Payable	Bond Refund:D0003730		150.00				
745 0000.121500.01	Jail Bonds Payable	Bond Refund:D0003730		15.00				
745 0000.121500.01	Jail Bonds Payable	Bond Refund:D0003730		730.00				895.00
1	ARELLANO, SUSANA MORALES							
I-000201408272600	ARELLANO, SUSANA MORALES:	R	9/05/2014			202895		
745 0000.121500.01	Jail Bonds Payable	Bond Refund:D0003730		180.00				180.00
1	WILLIS, ROBERT JOHN							
I-000201408272601	WILLIS, ROBERT JOHN:	R	9/05/2014			202896		
745 0000.121500.01	Jail Bonds Payable	Bond Refund:D0003731		350.00				350.00
1	GREEN, DESTANI KEONNA							
I-000201408272602	GREEN, DESTANI KEONNA:	R	9/05/2014			202897		
745 0000.121500.01	Jail Bonds Payable	Bond Refund:D0003732		350.00				350.00
1	SANTANA-ARELLANO, ELLIAS							
I-000201408272603	SANTANA-ARELLANO, ELLIAS:	R	9/05/2014			202898		
745 0000.121500.01	Jail Bonds Payable	Bond Refund:D0003732		730.00				730.00
1	MALDONADO-RODRIGUEZ, JUAN							
I-000201408272604	MALDONADO-RODRIGUEZ, JUAN:	R	9/05/2014			202899		
745 0000.121500.01	Jail Bonds Payable	Bond Refund:D0001845		930.00				930.00
1	MITTAL, AJAY							
I-000201408272605	MITTAL, AJAY:	R	9/05/2014			202900		
745 0000.121500.01	Jail Bonds Payable	Bond Refund:D0003771		628.00				628.00
1	NAYLOR, RALPH J							
I-000201409112606	NAYLOR, RALPH J:	R	9/19/2014			202901		
745 0000.121500.01	Jail Bonds Payable	Bond Refund:D0002902		550.00				550.00
000278	DeKalb State Court							
I-D00037648	DeKalb State Court	R	9/26/2014			202904		
745 0000.121500.01	Jail Bonds Payable	DeKalb State Court		350.00				350.00
1	C & F BONDING,							
I-000201409222611	C & F BONDING,:	R	9/26/2014			202905		
745 0000.121500.01	Jail Bonds Payable	Bond Refund:D0002159		1,080.00				1,080.00

VENDOR SET: 01 City of Dunwoody, GA  
BANK: 05 Suntrust Municipal Court  
DATE RANGE: 9/01/2014 THRU 9/30/2014

VENDOR I.D.	NAME	STATUS	CHECK DATE	AMOUNT	DISCOUNT	CHECK NO	CHECK STATUS	CHECK AMOUNT
-------------	------	--------	------------	--------	----------	----------	--------------	--------------

* * T O T A L S * *	NO	INVOICE AMOUNT	DISCOUNTS	CHECK AMOUNT
REGULAR CHECKS:	22	12,242.00	0.00	12,242.00
HAND CHECKS:	0	0.00	0.00	0.00
DRAFTS:	0	0.00	0.00	0.00
EFT:	0	0.00	0.00	0.00
NON CHECKS:	0	0.00	0.00	0.00
VOID CHECKS:	0	VOID DEBITS 0.00		
		VOID CREDITS 0.00	0.00	0.00

TOTAL ERRORS: 0

\*\* G/L ACCOUNT TOTALS \*\*

G/L ACCOUNT	NAME	AMOUNT
745 0000.121500.01	Jail Bonds Payable	12,242.00
	*** FUND TOTAL ***	12,242.00

VENDOR SET: 01	BANK: 05	TOTALS:	NO	INVOICE AMOUNT	DISCOUNTS	CHECK AMOUNT
			22	12,242.00	0.00	12,242.00
BANK: 05	TOTALS:		22	12,242.00	0.00	12,242.00

VENDOR SET: 01 City of Dunwoody, GA  
BANK: 06 PNC Municipal Court Cash  
DATE RANGE: 9/01/2014 THRU 9/30/2014

VENDOR I.D.	NAME	STATUS	CHECK DATE	AMOUNT	DISCOUNT	CHECK NO	CHECK STATUS	CHECK AMOUNT
001168	City of Dunwoody							
I-August 2014	City of Dunwoody	R	9/19/2014			000017		
745 0000.121900.01	Due to Other Funds-100 (SYS)	City of Dunwoody		18,123.67				18,123.67

* * T O T A L S * *	NO	INVOICE AMOUNT	DISCOUNTS	CHECK AMOUNT
REGULAR CHECKS:	1	18,123.67	0.00	18,123.67
HAND CHECKS:	0	0.00	0.00	0.00
DRAFTS:	0	0.00	0.00	0.00
EFT:	0	0.00	0.00	0.00
NON CHECKS:	0	0.00	0.00	0.00
VOID CHECKS:	0	VOID DEBITS 0.00		
		VOID CREDITS 0.00	0.00	0.00

TOTAL ERRORS: 0

\*\* G/L ACCOUNT TOTALS \*\*

G/L ACCOUNT	NAME	AMOUNT
745 0000.121900.01	Due to Other Funds-100 (SYS)	18,123.67
	*** FUND TOTAL ***	18,123.67

VENDOR SET: 01 BANK: 06	TOTALS:	NO	INVOICE AMOUNT	DISCOUNTS	CHECK AMOUNT
		1	18,123.67	0.00	18,123.67
BANK: 06	TOTALS:	1	18,123.67	0.00	18,123.67

VENDOR SET: 02 City of Dunwoody, GA

BANK: 08 CVB of Dunwoody

DATE RANGE: 9/01/2014 THRU 9/30/2014

VENDOR I.D.	NAME	STATUS	CHECK DATE	AMOUNT	DISCOUNT	CHECK NO	CHECK STATUS	CHECK AMOUNT
002086	United Healthcare							
I-0035808268	United Healthcare	D	9/15/2014			000000		
950 7540.512100.00	Employees/Personnel/Benefits	United Healthcare		32.72				32.72
002004	Digitel Corporation							
I-111631	Digitel Corporation	R	9/05/2014			041177		
950 7540.523200.02	Admin/Telephone/Internet	Digitel Corporation		189.99				189.99
002013	Collinson Media and Events							
I-21000	Collinson Media and Events	R	9/05/2014			041178		
950 7540.521300.01	Marketing/Website Marketing	Collinson Media and		1,500.00				
I-21319	Collinson Media and Events	R	9/05/2014			041178		
950 7540.521300.01	Marketing/Website Marketing	Collinson Media and		2,000.00				3,500.00
002014	Kaeser and Blair							
I-40717246	Kaeser and Blair	R	9/05/2014			041179		
950 7540.531100.01	Promotional/Promotional Matls	Kaeser and Blair		1,486.19				1,486.19
002016	Meeting Professional Internati							
I-3169	Meeting Professional Internati	R	9/05/2014			041180		
950 7540.521200.18	Promotional/Sponsorships	Meeting Professional		1,000.00				1,000.00
002017	Dunwoody Chamber of Commerce							
I-5888	Dunwoody Chamber of Commerce	R	9/05/2014			041181		
950 7540.521200.14	Promotional/Comm Developmt	Dunwoody Chamber of		1,750.00				1,750.00
002047	Simple View, Inc							
I-52225	Simple View, Inc	R	9/05/2014			041182		
950 7540.521300.00	Marketing/Website Management	Simple View, Inc		500.00				500.00
002066	Greater Georgia Life							
I-000276154F	Greater Georgia Life	R	9/05/2014			041183		
950 7540.512100.00	Employees/Personnel/Benefits	Greater Georgia Life		62.12				62.12
002096	Coventry Dental							
I-20140815000494	Coventry Dental	R	9/05/2014			041184		
950 7540.512100.00	Employees/Personnel/Benefits	Coventry Dental		115.10				115.10
002112	PKY Fund II Atlanta II, LLC							
I-2fd1258-Access Car	PKY Fund II Atlanta II, LLC	R	9/05/2014			041185		
950 7540.522300.00	Admin/Rent	PKY Fund II Atlanta		10.00				10.00
002142	Ricoh Americas Corporation							
I-42398470	Ricoh Americas Corporation	R	9/05/2014			041186		
950 7540.522300.01	Admin/Equipment Lease	Ricoh Americas Corpo		153.55				153.55

VENDOR SET: 02 City of Dunwoody, GA

BANK: 08 CVB of Dunwoody

DATE RANGE: 9/01/2014 THRU 9/30/2014

VENDOR I.D.	NAME	STATUS	CHECK DATE	AMOUNT	DISCOUNT	CHECK NO	CHECK STATUS	CHECK AMOUNT
002160	Kim Trawick							
I-September 2014	Kim Trawick	R	9/05/2014			041187		
950 7540.523200.02	Admin/Telephone/Internet	Kim Trawick		75.00				75.00
002174	Humana EMP HP Georgia							
I-629434935	Humana EMP HP Georgia	R	9/05/2014			041188		
950 7540.512100.00	Employees/Personnel/Benefits	Humana EMP HP Georgi		1,537.79				1,537.79
002186	My Agency Savannah							
I-1141	My Agency Savannah	R	9/05/2014			041189		
950 7540.523400.00	Marketing/Printing	My Agency Savannah		1,333.05				1,333.05
002203	Urban Enterprises Promotions,							
I-14-375	Urban Enterprises Promotions,	R	9/05/2014			041190		
950 7540.521200.21	Promotional/Promotions	Urban Enterprises Pr		1,300.00				1,300.00
002210	Sarah Anne Steadman							
I-August 2014	Sarah Anne Steadman	R	9/05/2014			041191		
950 7540.523500.01	Promotional/Travel	Sarah Anne Steadman		127.51				
950 7540.531300.02	Promotional/Meals & Busn Devel	Sarah Anne Steadman		73.68				201.19
002002	Katherine A. Bishop							
I-September 2014	Katherine A. Bishop	R	9/19/2014			041192		
950 7540.523200.02	Admin/Telephone/Internet	Katherine A. Bishop		75.00				
950 7540.523500.02	Admin/Travel	Katherine A. Bishop		224.87				299.87
002013	Collinson Media and Events							
I-21438	Collinson Media and Events	R	9/19/2014			041193		
950 7540.523300.01	Marketing/Advertising -Digital	Collinson Media and		10,000.00				
I-21521	Collinson Media and Events	R	9/19/2014			041193		
950 7540.521300.01	Marketing/Website Marketing	Collinson Media and		2,000.00				
I-21522	Collinson Media and Events	R	9/19/2014			041193		
950 7540.521300.01	Marketing/Website Marketing	Collinson Media and		1,500.00				13,500.00
002028	Reunions Magazine, Inc							
I-18083	Reunions Magazine, Inc	R	9/19/2014			041194		
950 7540.523300.00	Marketing/Advertising - Print	Reunions Magazine, I		2,000.00				2,000.00
002065	Atlanta Magazine							
I-154473	Atlanta Magazine	R	9/19/2014			041195		
950 7540.521200.21	Promotional/Promotions	Atlanta Magazine		5,100.00				5,100.00
002075	Emmis Custom Publishing							
I-82114	Emmis Custom Publishing	R	9/19/2014			041196		
950 7540.523300.00	Marketing/Advertising - Print	Emmis Custom Publish		8,090.00				8,090.00



VENDOR SET: 02 City of Dunwoody, GA

BANK: 08 CVB of Dunwoody

DATE RANGE: 9/01/2014 THRU 9/30/2014

VENDOR I.D.	NAME	STATUS	CHECK DATE	AMOUNT	DISCOUNT	CHECK NO	CHECK STATUS	CHECK AMOUNT
002117	Comcast							
I-September 2014	Comcast	R	9/19/2014			041197		
950 7540.523200.02	Admin/Telephone/Internet	Comcast		166.69				166.69
002186	My Agency Savannah							
I-1145	My Agency Savannah	R	9/19/2014			041198		
950 7540.521200.12	Marketing/Graphic Design	My Agency Savannah		2,400.00				2,400.00
002193	Pioneer Publishing, Inc.							
I-2014-8149	Pioneer Publishing, Inc.	R	9/19/2014			041199		
950 7540.523300.00	Marketing/Advertising - Print	Pioneer Publishing,		1,600.00				1,600.00
002201	Pineapple Public Relations, In							
I-100-1014	Pineapple Public Relations, In	R	9/19/2014			041200		
950 7540.521200.20	Marketing/Public Relations	Pineapple Public Rel		2,500.00				2,500.00
002207	United Parcel Service, Inc							
I-5E5684-314	United Parcel Service, Inc	R	9/19/2014			041201		
950 7540.523200.01	Admin/Postage/Courier/Overnigh	United Parcel Servic		8.61				8.61
002211	Atlanta Journal-Constitution							
I-075691512	Atlanta Journal-Constitution	R	9/19/2014			041202		
950 7540.523300.01	Marketing/Advertising -Digital	Atlanta Journal-Cons		6,666.00				6,666.00
002212	Dixie District Assoc. of Chapt							
I-FallConvention2014	Dixie District Assoc. of Chapt	R	9/19/2014			041203		
950 7540.531100.03	Promotional/Meeting Bids & Inc	Dixie District Assoc		3,000.00				3,000.00
002013	Collinson Media and Events							
I-19779	Collinson Media and Events	R	9/26/2014			041204		
950 7540.523300.01	Marketing/Advertising -Digital	Collinson Media and		10,000.00				
I-20385	Collinson Media and Events	R	9/26/2014			041204		
950 7540.521300.01	Marketing/Website Marketing	Collinson Media and		2,000.00				12,000.00
002112	PKY Fund II Atlanta II, LLC							
I-2fd1258/Oct 2014	PKY Fund II Atlanta II, LLC	R	9/26/2014			041205		
950 7540.522300.00	Admin/Rent	PKY Fund II Atlanta		3,457.09				3,457.09
002142	Ricoh Americas Corporation							
I-5032349955	Ricoh Americas Corporation	R	9/26/2014			041206		
950 7540.531100.00	Admin/Office Expense	Ricoh Americas Corpo		167.05				167.05
002213	Smith Travel Research, Inc.							
I-323016	Smith Travel Research, Inc.	R	9/26/2014			041207		
950 7540.523600.01	Marketing/Dues & Subscriptions	Smith Travel Researc		1,050.00				1,050.00

VENDOR SET: 02 City of Dunwoody, GA

BANK: 08 CVB of Dunwoody

DATE RANGE: 9/01/2014 THRU 9/30/2014

VENDOR I.D.	NAME	STATUS	CHECK DATE	AMOUNT	DISCOUNT	CHECK NO	CHECK STATUS	CHECK AMOUNT
-------------	------	--------	------------	--------	----------	----------	--------------	--------------

\* \* T O T A L S \* \*

	NO	INVOICE AMOUNT	DISCOUNTS	CHECK AMOUNT
REGULAR CHECKS:	31	75,219.29	0.00	75,219.29
HAND CHECKS:	0	0.00	0.00	0.00
DRAFTS:	1	32.72	0.00	32.72
EFT:	0	0.00	0.00	0.00
NON CHECKS:	0	0.00	0.00	0.00
VOID CHECKS:	0	VOID DEBITS 0.00		
		VOID CREDITS 0.00	0.00	0.00

TOTAL ERRORS: 0

\*\* G/L ACCOUNT TOTALS \*\*

G/L ACCOUNT	NAME	AMOUNT
950 7540.512100.00	Employees/Personnel/Benefits	1,747.73
950 7540.521200.12	Marketing/Graphic Design	2,400.00
950 7540.521200.14	Promotional/Comm Developmt	1,750.00
950 7540.521200.18	Promotional/Sponsorships	1,000.00
950 7540.521200.20	Marketing/Public Relations	2,500.00
950 7540.521200.21	Promotional/Promotions	6,400.00
950 7540.521300.00	Marketing/Website Management	500.00
950 7540.521300.01	Marketing/Website Marketing	9,000.00
950 7540.522300.00	Admin/Rent	3,467.09
950 7540.522300.01	Admin/Equipment Lease	153.55
950 7540.523200.01	Admin/Postage/Courier/Overnigh	8.61
950 7540.523200.02	Admin/Telephone/Internet	506.68
950 7540.523300.00	Marketing/Advertising - Print	11,690.00
950 7540.523300.01	Marketing/Advertising -Digital	26,666.00
950 7540.523400.00	Marketing/Printing	1,333.05
950 7540.523500.01	Promotional/Travel	127.51
950 7540.523500.02	Admin/Travel	224.87
950 7540.523600.01	Marketing/Dues & Subscriptions	1,050.00
950 7540.531100.00	Admin/Office Expense	167.05
950 7540.531100.01	Promotional/Promotional Matls	1,486.19
950 7540.531100.03	Promotional/Meeting Bids & Inc	3,000.00
950 7540.531300.02	Promotional/Meals & Busn Devel	73.68
	*** FUND TOTAL ***	75,252.01

VENDOR SET: 02	BANK: 08	TOTALS:	NO	INVOICE AMOUNT	DISCOUNTS	CHECK AMOUNT
			32	75,252.01	0.00	75,252.01
BANK: 08	TOTALS:		32	75,252.01	0.00	75,252.01
REPORT TOTALS:			230	1,926,196.00	39.37CR	1,928,996.49

SELECTION CRITERIA

-----  
VENDOR SET: \* - All  
VENDOR: ALL  
BANK CODES: All  
FUNDS: All  
-----

CHECK SELECTION

CHECK RANGE: 000000 THRU 999999  
DATE RANGE: 9/01/2014 THRU 9/30/2014  
CHECK AMOUNT RANGE: 0.00 THRU 999,999,999.99  
INCLUDE ALL VOIDS: YES  
-----

PRINT OPTIONS

SEQUENCE: CHECK NUMBER

PRINT TRANSACTIONS: YES  
PRINT G/L: YES  
UNPOSTED ONLY: NO  
EXCLUDE UNPOSTED: YES  
MANUAL ONLY: NO  
STUB COMMENTS: NO  
REPORT FOOTER: NO  
CHECK STATUS: NO  
PRINT STATUS: \* - All  
-----