

MEMORANDUM

To: Mayor and City Council

From: Chris Pike, Finance Director

Date: February 09, 2015

Subject: **Annual Financial Report for 2014**

Following are the financial highlights for 2014. Our YTD numbers continue to trend strong for the City with most revenues at or above expectations. HOST, building permits, E911 revenue and hotel/motel taxes are pacing to end the year well above initial budgeted levels. Business Tangible Property Taxes are also up. This line is property taxes for businesses' capital equipment and inventory. Year-to-date E911 revenues have reached the annual budgeted amount creating a budget surplus in budgeted general fund transfers to E911. Court revenues are at 97% of YTD budget due in part to the cancellation of court dates in the first quarter of the year when the City experienced multiple storms. At the end of first quarter court revenues were at 95% so there has been some recovery in the final nine months. We will end the year very close to budget slightly exceeding our revised forecast.

Expenses are as expected. All departments show overall positive variances. The budget overage in Community Development is due entirely to the increased building permit revenues. Public Works shows a large variance due to reclassifying HOST into a separate fund. A budget amendment to capture variances such as this will come at a later date. Strategic management of resources in Police has resulted in savings in the overtime line item. A payout for overtime to cover training took place in November, but the line is still at a surplus after that payment. Public Works continues to progress with increased spending that occurred during the warmer months. The budget surplus in that department is about 2%.


As Finance Director, I have reviewed this report. I am not aware of any material untrue statements or material omission; nor do I consider anything misleading. The financial statements and related information fairly present the financial condition and the results in all material respects. Management is responsible for internal controls and periodically evaluates these internal controls. No deficiencies in internal controls were discovered.

RECOMMENDED ACTION

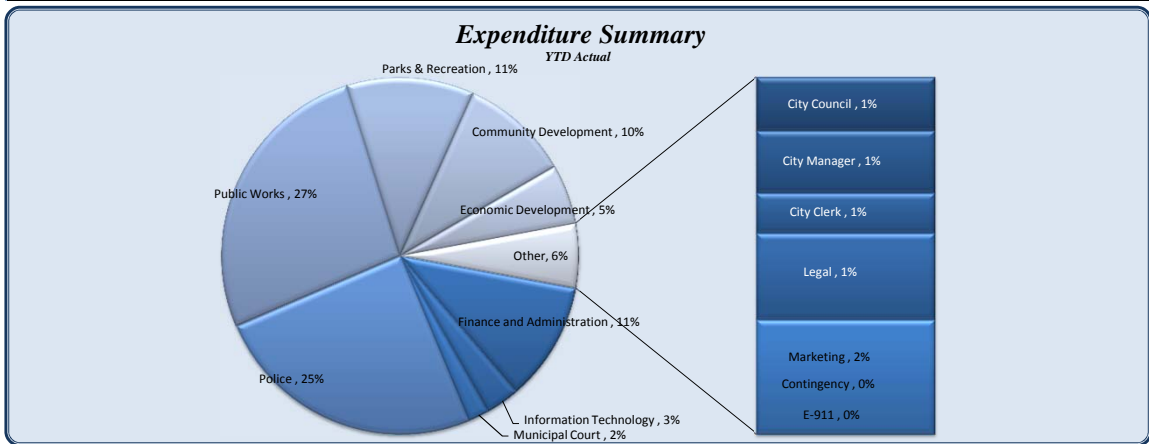
For Discussion Only

City of Dunwoody
YTD Statement of Revenues and
Expenses Through December 31, 2014

Revenues & Resources	Total Annual Budget	YTD Budget	YTD Actual	YTD Variance		Prior YTD Actual	Flux (Diff from Prior Year)
				(\$ '000)	(% of YTD Budget)		
Taxes	16,198,000	16,198,000	17,704,931	1,507	109%	16,677,025	1,027,905
Licenses & Permits	1,662,000	1,662,000	1,791,291	129	108%	1,617,785	173,506
Intergovernmental Revenues	-	-	3,000	3		-	3,000
Other Charges for Services	408,000	408,000	505,955	98	124%	424,080	81,875
Fines & Forfeitures	1,510,000	1,510,000	1,461,499	(49)	97%	1,345,044	116,455
Investment Income	10,000	10,000	4,670	(5)	47%	10,378	(5,709)
Contributions & Donations from Private Sources	50,000	50,000	58,869	9	118%	10,900	47,969
Miscellaneous Revenue	213,000	213,000	301,104	88	141%	65,150	235,954
Other Financing Sources	1,150,000	1,150,000	950,000	(200)	83%	295,009	654,991
Use of Prior Year Reserves	1,733,301	1,687,051	1,687,051	0	100%	-	1,687,051
Total Revenues & Resources	22,934,301	22,888,051	24,468,369	1,580	107%	20,445,372	4,022,998



Expenditures	Total Annual Budget	YTD Budget	YTD Actual	Variance		Prior YTD Actual	Flux (Diff from Prior Year)
				(\$ '000)	(% of YTD Budget)		
City Council	225,544	225,544	206,212	19	91%	192,627	(13,585)
City Manager	363,908	363,908	240,031	124	66%	341,008	100,977
City Clerk	170,742	170,742	155,014	16	91%	(396,650)	(551,664)
Legal	385,000	385,000	334,021	51	87%	374,360	40,339
Finance and Administration	2,789,724	2,789,724	2,550,216	240	91%	2,749,805	199,589
Information Technology	744,669	744,669	722,414	22	97%	689,550	(32,864)
Marketing	454,932	454,932	439,851	15	97%	401,374	(38,478)
Municipal Court	530,753	530,753	450,868	80	85%	427,673	(23,195)
Police	6,457,249	6,457,249	5,854,197	603	91%	6,744,644	890,447
E-911	251,655	251,655	-	252	0%	189,589	189,589
Public Works	11,535,646	11,535,646	6,279,943	5,256	54%	5,667,735	(612,208)
Parks & Recreation	2,815,008	2,815,008	2,723,367	92	97%	6,108,799	3,385,432
Community Development	2,619,802	2,619,802	2,341,687	278	89%	2,393,129	51,441
Economic Development	1,283,668	1,283,668	1,279,462	4	100%	273,936	(1,005,526)
Contingency	400,000	400,000	-	400	0%	-	-
Total Expenditures	31,028,300	31,028,300	23,577,284	7,451	76%	26,157,578	2,580,292



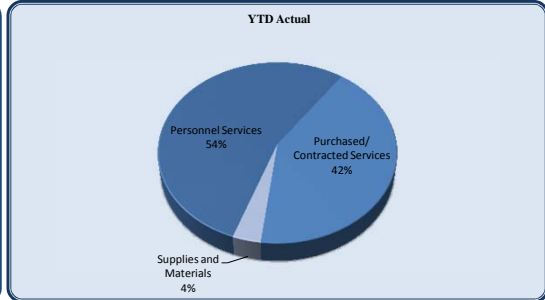
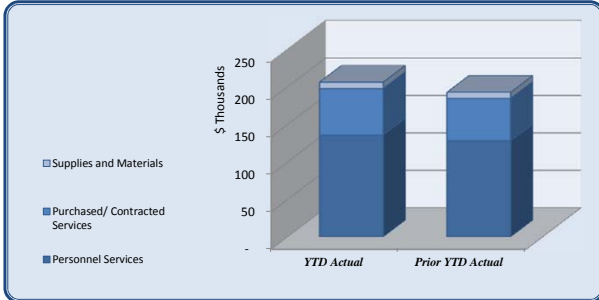
Total Revenues over/(under) Expenditures	(8,093,999)	(8,140,249)	891,085	9,031,335	(5,712,207)	6,603,292
---	--------------------	--------------------	----------------	------------------	--------------------	------------------

City of Dunwoody
YTD Statement of Revenues and
Expenses Through December 31, 2014

Revenues	Total Annual Budget	YTD Budget	YTD Actual	Variance		Prior YTD Actual	Flux (Diff from Prior Year)
				(\$ '000)	(% of YTD Budget)		
Real Property Tax	4,900,000	4,900,000	5,651,640	752	115%	5,058,289	593,351
Personal Property Tax	360,000	360,000	430,179	70	119%	387,204	42,975
Motor Vehicle	630,000	630,000	561,371	(69)	89%	577,756	16,385
Intangibles (Reg & Recording)	60,000	60,000	93,767	34	156%	62,910	30,856
Franchise Fees	3,250,000	3,250,000	3,523,837	274	108%	3,560,307	(36,470)
Hotel/Motel Tax	1,260,000	1,260,000	1,455,283	195	115%	1,228,877	226,405
Alcoholic Beverage Excise Tax	560,000	560,000	616,358	56	110%	616,533	(175)
MVR Excise Tax	98,000	98,000	114,738	17	117%	105,409	9,329
Excise Tax on Energy	-	-	35,814	36	-	-	35,814
Business & Occupation Tax	2,600,000	2,600,000	2,588,951	(11)	100%	2,564,251	24,700
Insurance Premium Tax	2,350,000	2,350,000	2,495,238	145	106%	2,386,636	108,603
Financial Institutions Tax	105,000	105,000	113,441	8	108%	109,743	3,698
Penalties & int on delinq tax	5,000	5,000	8,750	4	175%	7,001	1,749
Pen & Int on delinq taxes-Business	20,000	20,000	15,564	(4)	78%	12,109	3,455
Taxes	16,198,000	16,198,000	17,704,931	1,507	109%	16,677,025	1,027,905
Alcoholic Beverage Licenses	360,000	360,000	470,062	110	131%	347,698	122,363
Other Licenses and Permits	-	-	3,340	3	-	2,805	535
Planning & Zoning Fees	15,000	15,000	31,920	17	213%	36,485	(4,565)
Bldg Structures & Equipment	1,287,000	1,287,000	1,198,990	(88)	93%	1,208,263	(9,274)
Soil Erosion	-	-	25,379	25	-	22,533	2,846
Plan Review-Fire	-	-	61,600	62	-	-	61,600
Licenses & Permits	1,662,000	1,662,000	1,791,291	129	108%	1,617,785	173,506
Local Government Grants	-	-	3,000	3	-	-	3,000
Intergovernmental Revenues	-	-	3,000	3	-	-	3,000
Election Qualifying Fees	-	-	-	-	-	2,880	(2,880)
Sale of maps and publications	-	-	311	0	-	666	(355)
Special Police Services	10,000	10,000	17,090	7	171%	18,420	(1,330)
Fingerprinting Fee	5,000	5,000	9,147	4	183%	6,433	2,715
Public Safety-Other	36,000	36,000	115,281	79	320%	43,085	72,196
Special Assessments	20,000	20,000	22,788	3	114%	21,463	1,325
Streetlight Fees	327,000	327,000	327,726	1	100%	316,417	11,309
Recreation Program Fees	-	-	249	0	-	1,484	(1,235)
Pavilion Rentals	10,000	10,000	13,275	3	133%	12,625	650
NSF Fees	-	-	90	0	-	609	(519)
Other Charges for Services	408,000	408,000	505,955	98	124%	424,080	81,875
Municipal Court Fines & Forfeitures	1,500,000	1,500,000	1,461,499	(39)	97%	1,345,044	116,455
Cash Confiscation	10,000	10,000	-	(10)	0%	-	-
Fines & Forfeitures	1,510,000	1,510,000	1,461,499	(49)	97%	1,345,044	116,455
Interest Revenue	10,000	10,000	4,670	(5)	47%	10,378	(5,709)
Investment Income	10,000	10,000	4,670	(5)	47%	10,378	(5,709)
Contr & Don From Priv Sources	34,000	34,000	49,919	16	147%	-	49,919
Explorer Donations	16,000	16,000	8,950	(7)	56%	3,400	5,550
Donations	-	-	-	-	-	7,500	(7,500)
Contributions & Donations from Private Sources	50,000	50,000	58,869	9	118%	10,900	47,969
Rents & Royalties	198,000	198,000	233,397	35	118%	15,005	(218,392)
Reimb for damaged property	-	-	38,425	38	-	38,986	(561)
Other Charges For Services	15,000	15,000	26,453	11	176%	3,701	22,752
Miscellaneous Revenue	-	-	2,829	3	-	7,459	(4,629)
Miscellaneous Revenue	213,000	213,000	301,104	88	141%	65,150	235,954
Proceeds from sale of property	1,150,000	1,150,000	950,000	(200)	83%	295,009	654,991
Other Financing Sources	1,150,000	1,150,000	950,000	(200)	83%	295,009	654,991
Use of Prior Year Reserves	1,733,301	1,687,051	1,687,051	0	100%	-	1,687,051
Total Revenues	22,934,301	22,888,051	24,468,369	1,580	107%	20,445,372	4,022,998

City of Dunwoody
YTD Statement of Revenues and
Expenses Through December 31, 2014

City Council	Total Annual Budget	YTD Budget	YTD Actual	Variance (\$ '000)	(% of YTD Budget)	Prior YTD Actual	Flux (Diff from Prior Year)
Personnel Services	135,694	135,694	135,935	(0)	100%	128,090	(7,845)
Purchased/ Contracted Services	78,650	78,650	62,037	17	79%	56,829	(5,208)
Supplies and Materials	11,200	11,200	8,240	3	74%	7,708	(532)
Total City Council	225,544	225,544	206,212	19	91%	192,627	(13,585)



City Council	Total Annual Budget	YTD Budget	YTD Actual	Variance (\$ '000)	(% of YTD Budget)	Prior YTD Actual	Flux (Diff from Prior Year)
Regular Salaries	88,000	88,000	88,066	(0)	100%	88,000	(66)
Group Insurance	40,962	40,962	41,608	(1)	102%	33,831	(7,777)
Social Security	5,456	5,456	5,074	0	93%	5,072	(2)
Medicare	1,276	1,276	1,187	0	93%	1,186	(0)
Personnel Services	135,694	135,694	135,935	(0)	100%	128,090	(7,845)
Professional Services	3,000	3,000	1,868	1	62%	3,012	1,145
Technical Services	3,000	3,000	3,199	(0)	107%	110	(3,089)
Property/Liability Insurance	40,000	40,000	42,923	(3)	107%	33,361	(9,562)
Communications	6,500	6,500	1,772	5	27%	1,766	(7)
Printing & Binding	4,800	4,800	-	5	0%	837	837
Travel	10,300	10,300	5,754	5	56%	6,450	696
Dues & Fees	4,000	4,000	2,904	1	73%	2,294	(610)
Education & Training	7,050	7,050	3,617	3	51%	8,998	5,381
Purchased/ Contracted Services	78,650	78,650	62,037	17	79%	56,829	(5,208)
Supplies	4,000	4,000	3,947	0	99%	2,690	(1,257)
Food	4,500	4,500	2,317	2	51%	3,123	806
Books & Periodicals	700	700	220	0	31%	494	274
Small Equipment	2,000	2,000	1,757	0	88%	1,401	(356)
Supplies and Materials	11,200	11,200	8,240	3	74%	7,708	(532)
Total City Council	225,544	225,544	206,212	19	91%	192,627	(13,585)

City of Dunwoody
YTD Statement of Revenues and
Expenses Through December 31, 2014

<i>City Council</i>	Davis	Shortal	Nall	Riticher	Deutsch	Thompson	Heneghan	Unallocated	Total
Regular Salaries	16,000	12,000	12,000	12,000	12,000	12,000	12,000	66	88,066
Group Insurance	5,882		17,509			18,217			41,608
Social Security	988	744	622	744	698	530	744	4	5,074
Medicare	231	174	146	174	163	124	174	1	1,187
Personnel Services	23,101	12,918	30,277	12,918	12,861	30,871	12,918	71	135,935
Professional Services								1,868	1,868
Technical Services							199	3,000	3,199
Property/Liability Insurance								42,923	42,923
Communications	418						1,331	23	1,772
Travel	1,319		771	991	868	1,024	10	771	5,754
Dues & Fees	396	110	2,200				198		2,904
Education & Training	977		810	730	550	550			3,617
Purchased/ Contracted Services	3,111	110	3,781	1,721	1,418	1,574	1,738	48,585	62,037
Supplies	543		442	115	115	67	575	2,089	3,946
Food	593							1,724	2,317
Books & Periodicals	220								220
Small Equipment	1,757								1,757
Supplies and Materials	3,113	-	442	115	115	67	575	3,813	8,240
Total City Council	29,325	13,028	34,500	14,755	14,394	32,512	15,230	52,468	206,212

Section 2.07 of the Dunwoody Code of Ordinances states, "The mayor shall be provided an annual expense allowance of \$5,000.00 and each councilmember shall be provided an annual expense allowance of \$3,000.00 for the reimbursement of expenses actually and necessarily incurred by the mayor and councilmembers in carrying out their duties as elected officials of the city."

Please see the subsequent page for a breakdown of all non-payroll expenses; including those charged to each Councilmember's discretionary allowance.

Section 2.07 of the Dunwoody Code of Ordinances states, "The mayor shall be provided an annual expense allowance of \$5,000.00 and each councilmember shall be provided an annual expense allowance of \$3,000.00 for the reimbursement of expenses actually and necessarily incurred by the mayor and councilmembers in carrying out their duties as elected officials of the city." The expenses highlighted below are those credited to that allowance and totaled separately. Expenses not highlighted are other expenses attributable to the City Council Department budget.

Project	Council Member	Date	Vendor	Description	Account	Non-Allowance	Charter Allowance	Total
DS	Denny Shortal	04/30/2014	Dunwoody Chamber of Commerce	Greater Perimeter Power Lunch	Dues		35.00	
		05/31/2014	Dunwoody Chamber of Commerce	Greater Perimeter Power Lunch	Dues		25.00	
		09/30/2014	Dunwoody Chamber of Commerce	State Farm Luncheon	Dues		50.00	
						-	110.00	110.00
DT	Doug Thompson	03/31/2014	Georgia Municipal Ecom	Travel & Training - GMA Conference	Training	550.00		
		06/06/2014	Dated Events LLC	Dunwoody shirts	Supplies		67.46	
		08/29/2014	Doug Thompson	Travel & Training - GMA Conference	Travel	1,023.61		
						1,573.61	67.46	1,641.07
JH	John Heneghan	01/13/2014	Verizon Wireless	Wireless voice and/or Data	Communications		61.15	
		02/13/2014	Verizon Wireless	Wireless voice and/or Data	Communications		61.65	
		03/13/2014	Verizon Wireless	Wireless voice and/or Data	Communications		67.86	
		04/13/2014	Verizon Wireless	Wireless voice and/or Data	Communications		61.17	
		05/13/2014	Verizon Wireless	Wireless voice and/or Data	Communications		61.17	
		06/06/2014	Dated Events LLC	Dunwoody shirts	Supplies		169.46	
		06/13/2014	Verizon Wireless	Wireless voice and/or Data	Communications		60.92	
		07/13/2014	Verizon Wireless	Wireless voice and/or Data	Communications		63.90	
		08/13/2014	Verizon Wireless	Wireless voice and/or Data	Communications		61.11	
		09/13/2014	Verizon Wireless	Wireless voice and/or Data	Communications		60.86	
		09/26/2014	ATT U-verse (reimbursement)	Internet	Communications		375.00	
		09/26/2014	American Cab	Cab ride to capital	Travel		10.00	
		09/26/2014	Unique Style Cleaners (reimbursement)	Drycleaning	Supplies		98.50	
		10/13/2014	Verizon Wireless	Wireless voice and/or Data	Communications		60.62	
		12/31/2014	Verizon Wireless	Wireless voice and/or Data	Communications		64.12	
		12/31/2014	Microsoft (reimbursement)	Software Update	Tech Svcs		99.99	
		12/31/2014	Carbonite (reimbursement)	Backup Storage	Tech Svcs		99.00	
12/31/2014	A&T U-verse (reimbursement)	Internet	Communications		271.33			
12/31/2014	AJC (reimbursement)	Dues, Registrations & Subscriptions	Dues		197.65			
12/31/2014	Target (reimbursement)	Phone power accessories	Supplies		139.08			
12/31/2014	Unique Style Cleaners (reimbursement)	Drycleaning	Supplies		69.55			
12/31/2014	Costco	Printer Ink	Supplies		97.99			
						-	2,312.08	2,312.08
JR	Jim Riticher	03/31/2014	Georgia Municipal Ecom	Travel & Training - GMA Conference	Training	730.00		
		06/06/2014	Dated Events LLC	Dunwoody shirts	Supplies		115.46	
		12/31/2014	GMA-Mayors Day	Mayors Day travel	Travel	91.84		
		12/31/2014	Newly Elected Officials Institute-UGA	Travel & Training	Travel		80.08	
		12/31/2014	GMA Conference-Savannah	Travel & Training - GMA Conference	Travel	781.06		
		12/31/2014	Rockdale Co Courthouse	Travel-Parks Lawsuit	Travel		38.08	
						1,602.90	233.62	1,836.52
LD	Lynn Deutsch	03/31/2014	Georgia Municipal Ecom	Travel & Training - GMA Conference	Training	325.00		
		05/31/2014	Georgia Municipal Ecom	Travel & Training - GMA Conference	Training	225.00		
		06/06/2014	Dated Events LLC	Dunwoody shirts	Supplies		115.46	
		06/30/2014	Hertz	Travel & Training - GMA Conference	Travel	144.64		
		06/30/2014	Westin	Travel & Training - GMA Conference	Travel	769.23		
		07/31/2014	Westin	Travel & Training - GMA Conference	Travel	(46.20)		
						1,417.67	115.46	1,533.13
TN	Terry Nall	01/02/2014	Rotary Club of Dunwoody	Dues, Registrations & Subscriptions	Dues		437.50	
		01/31/2014	CHOA FDN	Dues, Registrations & Subscriptions	Dues		100.00	
		01/31/2014	Dunwoody Chamber of Commerce	Dues, Registrations & Subscriptions	Dues		5.00	
		02/28/2014	Dunwoody Chamber of Commerce	Dues, Registrations & Subscriptions	Dues		5.00	
		03/03/2014	Rotary Club of Dunwoody	Dues, Registrations & Subscriptions	Dues		250.00	
		03/17/2014	Rebecca Williams	Dues, Registrations & Subscriptions - Refunded by beneficiary	Dues		(25.00)	
		03/31/2014	Spruill Center for the	Dues, Registrations & Subscriptions	Dues		250.00	
		03/31/2014	Sarvi Formalwear	Tuxedo rental for attendance at Spruill center arts guild on 3/15/14	Supplies		110.20	
		03/31/2014	Sarvi Formalwear	Tuxedo rental for attendance at Governor's Ball on 3/8/14	Supplies		131.60	
		03/31/2014	Dunwoody Chamber of Co	Dues, Registrations & Subscriptions	Dues		5.00	
		03/31/2014	www.events.org	Dues, Registrations & Subscriptions	Supplies		200.00	
		03/31/2014	Georgia Municipal Ecom	Travel & Training - GMA Conference	Training	550.00		
		04/01/2014	Rotary Club of Dunwoody	Dues, Registrations & Subscriptions	Dues		300.00	
		04/30/2014	Dunwoody Chamber of Commerce	Dues, Registrations & Subscriptions	Dues		5.00	
		05/31/2014	Dunwoody Chamber of Commerce	Dues, Registrations & Subscriptions	Dues		5.00	
		06/30/2014	Dunwoody Chamber of Commerce	Dues, Registrations & Subscriptions	Dues		5.00	
		06/30/2014	Westin	Travel & Training - GMA Conference	Travel	771.43		
		07/01/2014	Rotary Club of Dunwoody	Dues, Registrations & Subscriptions	Dues		412.50	
		08/31/2014	Dunwoody Chamber of Commerce	Dues, Registrations & Subscriptions	Dues		5.00	
		10/02/2014	Rotary Club of Dunwoody	Dues, Registrations & Subscriptions	Dues		425.00	
10/31/2014	Dunwoody Chamber of Commerce	Dues, Registrations & Subscriptions	Dues		5.00			
11/30/2014	Dunwoody Chamber of Commerce	Dues, Registrations & Subscriptions	Dues		5.00			
12/31/2014	Dunwoody Chamber of Commerce	Dues, Registrations & Subscriptions	Dues		5.00			
12/31/2014	Georgia Municipal Association	Mayor's Day Registration	Training	260.00				
						1,581.43	2,641.80	4,223.23

Section 2.07 of the Dunwoody Code of Ordinances states, "The mayor shall be provided an annual expense allowance of \$5,000.00 and each councilmember shall be provided an annual expense allowance of \$3,000.00 for the reimbursement of expenses actually and necessarily incurred by the mayor and councilmembers in carrying out their duties as elected officials of the city." The expenses highlighted below are those credited to that allowance and totaled separately. Expenses not highlighted are other expenses attributable to the City Council Department budget.

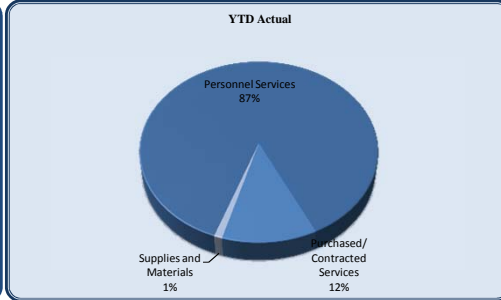
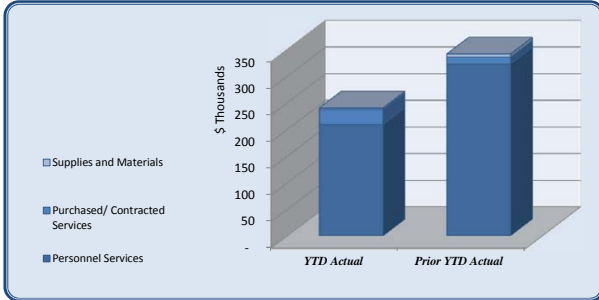
Project	Council Member	Date	Vendor	Description	Account	Non-Allowance	Charter Allowance	Total
MD	Michael Davis	01/13/2014	Verizon Wireless	Wireless voice and/or Data	Communications		38.01	
		01/31/2014	DJ Wall St Journal	Dues, Registrations & Subscriptions	Dues		32.00	
		01/31/2014	Atlanta Biz Chronicle	Dues, Registrations & Subscriptions	Books & Periodicals		188.00	
		01/31/2014	CDW Government / Various	Mac Probook & Accessories	Small Equipment	1,603.65		
		02/13/2014	Verizon Wireless	Wireless voice and/or Data	Communications		38.01	
		02/28/2014	TLF Blooms of Dunwoody	Supplies	Supplies		110.75	
		02/28/2014	Lanier Parking	Parking	Travel		10.00	
		02/28/2014	Elite Parking	Parking	Travel		11.00	
		02/28/2014	DJ Wall St Journal	Dues, Registrations & Subscriptions	Dues		32.00	
		03/13/2014	Verizon Wireless	Wireless voice and/or Data	Communications		38.01	
		03/31/2014	Sage Woodfire Tavern	State of the City discussions - Mike Davis, Edie Damann, Bob Mullen, Michael Starling	Food		74.06	
		03/31/2014	Longhorn Steakhouse	Lunch with DeKalb county police chief Cedric Alexander	Food		34.90	
		03/31/2014	Da Via-Perimeter Place	State of the City discussions - Mike Davis, Edie Damann, Bob Mullen, Michael Starling	Food		32.72	
		03/31/2014	DJ Wall St Journal	Dues, Registrations & Subscriptions	Dues		32.00	
		03/31/2014	Georgia Municipal Ecom	Travel & Training - GMA Conference	Training	550.00		
		04/13/2014	Verizon Wireless	Wireless voice and/or Data	Communications		38.01	
		04/30/2014	Marlow's Tavern	Lunch	Food		47.00	
		04/30/2014	DJ Wall St Journal	Dues, Registrations & Subscriptions	Dues		32.00	
		04/30/2014	Georgia Municipal Ecom	Travel & Training - GMA Conference	Training	375.00		
		05/13/2014	Verizon Wireless	Wireless voice and/or Data	Communications		38.01	
		05/31/2014	DJ Wall St Journal	Wall street journal - mayor's office	Dues		32.00	
		05/31/2014	Dunwoody Country Club	Lunch meeting with Michael Starling, Allison Nalley and Dan Farrar re: Economic Development	Food		47.08	
		06/06/2014	Dated Events LLC	Dunwoody shirts	Supplies		215.45	
		06/13/2014	Verizon Wireless	Wireless voice and/or Data	Communications		38.01	
		06/30/2014	DJ Wall St Journal	Dues, Registrations & Subscriptions	Books & Periodicals		32.00	
		07/13/2014	Verizon Wireless	Wireless voice and/or Data	Communications		38.01	
		07/18/2014	Mike Davis	Travel & Training - GMA Conference	Travel	1,286.28		
		07/31/2014	LAZ Parking	Parking	Travel		9.00	
		07/31/2014	Eclipse Di Luna	Lunch with citizen Stephen Patrick re: Volunteerism	Food		27.70	
		07/31/2014	Maggianos Perimeter	Lunch with Michael Starling and State Rep. Ed Setzler re: charter schools	Food		54.76	
		07/31/2014	DJ Wall St Journal	Dues, Registrations & Subscriptions	Dues		26.99	
		08/13/2014	Verizon Wireless	Wireless voice and/or Data	Communications		38.01	
		08/31/2014	Mad Italian	Lunch with citizen Carie Ann Williams re: Volunteer Committee Discussion	Food		19.02	
		08/31/2014	Office Max	Ink jet printer ink for mayor's office	Supplies	175.44		
		08/31/2014	Office Max	Office supplies for mayor's office	Supplies	35.28		
		08/31/2014	Another Broken Egg Café	Lunch: Mayor, Cedric Alexander, Bruce Levell, Jerome Edmondson re: Introduction of DeKalb County COO	Food		72.35	
		08/31/2014	City of Decatur on Street Parking	Parking for attendance at DeKalb County police life insurance event meeting 8/8/14	Travel		1.00	
		08/31/2014	DJ Wall St Journal	Dues, Registrations & Subscriptions	Dues		26.99	
		09/13/2014	Verizon Wireless	Wireless voice and/or Data	Communications		38.01	
		09/30/2014	DJ Wall St Journal	Dues, Registrations & Subscriptions	Dues		26.99	
		09/13/2014	Verizon Wireless	Wireless voice and/or Data	Communications		38.01	
		10/31/2014	DJ Wall St Journal	Dues, Registrations & Subscriptions	Dues		26.99	
		10/31/2014	GNFCC	Dues, Registrations & Subscriptions	Dues		25.00	
		11/30/2014	Another Broken Egg Café	Lunch with city manager candidate	Food		38.14	
		11/30/2014	Memphis BBQ	Lunch with city manager finalist	Food		35.00	
		11/30/2014	Memphis BBQ	Lunch with Marta Police Chief wanda Dunham and Bruce Lavell re: State Farm	Food		50.75	
		11/30/2014	Vintage Pizzeria	Lunch with Eric Clarkson (City of Decatur), Ed Riener (Avondale Estates), and Heyward Wescott re: DeKalb Municipal Association	Food		37.83	
		11/30/2014	DJ Wall St Journal	Dues, Registrations & Subscriptions	Dues		28.99	
		11/30/2014	Council for Quality Growth	Dues, Registrations & Subscriptions	Dues		45.00	
		11/30/2014	CDW Government	Color printer ink	Supplies	56.54		
		11/30/2014	CDW Government	Black printer ink	Supplies	24.37		
		11/30/2014	CDW Government	Black and color printer ink	Supplies	301.93		
		11/30/2014	CDW Government	Wireless keyboard and mouse	Small Equipment	153.10		
		12/31/2014	Verizon Wireless	Wireless voice and/or Data	Communications		38.01	
		12/31/2014	DJ Wall St Journal	Dues, Registrations & Subscriptions	Dues		28.99	
		12/31/2014	Paypal	DeKalb Chamber Legislative Preview Breakfast and Forum	Training		52.24	
		12/31/2014	DRI*Telestream	Media player plug-in/software for laptop	Supplies	5.95		
		12/31/2014	Parking	Parking for attendance at DeKalb Development Authority meeting	Travel		3.00	
		12/31/2014	Another Broken Egg Café	Breakfast with City Manager Eric Linton	Food		22.00	
						4,567.54	2,039.80	6,607.34
	Council & Mayor General	01/01/2014	GIRMA	reverse 2014 prepaid	Insurance	10,913.85		
		01/31/2014	American Coach Lines	Annual Retreat Bus Rental	Travel	770.00		
		01/31/2014	Crowne Plaza	Annual Retreat Food	Food	1,250.00		
		01/31/2014	WalMart	Annual Retreat Tour of Cities Breakfast supplies	Food	39.19		
		01/31/2014	Atkins Park Tavern	Annual Retreat Tour of Cities	Food	251.97		
		02/21/2014	Southtrac, Inc.	Bonser-Dunwoody shirts	Supplies	169.68		
		02/28/2014	Crowne Plaza	Annual Retreat Audio/Visual	Prof Svcs	521.99		
		02/28/2014	Crowne Plaza	Refund for Annual Retreat Audio/Visual double billed	Prof Svcs	(339.40)		

Section 2.07 of the Dunwoody Code of Ordinances states, "The mayor shall be provided an annual expense allowance of \$5,000.00 and each councilmember shall be provided an annual expense allowance of \$3,000.00 for the reimbursement of expenses actually and necessarily incurred by the mayor and councilmembers in carrying out their duties as elected officials of the city." The expenses highlighted below are those credited to that allowance and totaled separately. Expenses not highlighted are other expenses attributable to the City Council Department budget.

Project	Council Member	Date	Vendor	Description	Account	Non-Allowance	Charter Allowance	Total
		02/28/2014	Crowne Plaza	Refund for taxes on Annual Retreat Audio/Visual	Prof Svcs	(14.95)		
		04/17/2014	Carl Vinson Institute of Government	Annual Retreat Facilitator Expense	Prof Svcs	1,700.00		
		04/30/2014	Montblanc Ecommerce	Hutmacher going away present	Supplies	540.00		
		04/30/2014	Picture This Gallery	Hutmacher going away present	Supplies	222.00		
		07/08/2014	Sivad Business Solutions	Software - Electronic Hosted Campaign Financing Reporting	Tech Svcs	3,000.00		
		05/01/2014	GIRMA	Liability Insurance	Insurance	24,007.00		
		05/01/2014	GIRMA	Liability Insurance	Insurance	24,007.00		
		05/04/2014	Purchase Power	Postage	Communications	11.04		
		06/30/2014	Steelcase Inc	Council Chair Replacement	Supplies	212.93		
		06/30/2014	DS Waters Standard	Water	Supplies	68.92		
		07/02/2014	Custom Signs Today	Decals for car for July 4th Parade	Supplies	75.00		
		07/04/2014	Purchase Power	Postage	Communications	1.92		
		07/31/2014	Action Specialty Carts	Golf cart rental for July 4th Parade	Supplies	325.00		
		09/09/2014	Purchase Power	Postage	Communications	0.48		
		09/30/2014	GIRMA	record 2015 prepaid	Insurance	(16,004.67)		
		10/31/2014	Office Depot	Office supplies	Supplies	92.59		
		11/12/2014	Purchase Power	Postage	Communications	9.81		
		11/30/2014	Panera Bread	Lunch with facilities planning committee	Food	88.92		
		12/31/2014	Marco's Pizza	Dinner-CFK Program Volunteers	Food	93.61		
						52,013.88	-	52,013.88
								<u>70,277.25</u>

City of Dunwoody
YTD Statement of Revenues and
Expenses Through December 31, 2014

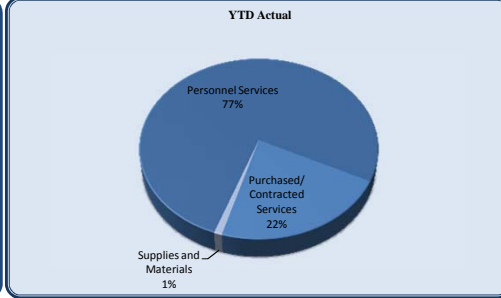
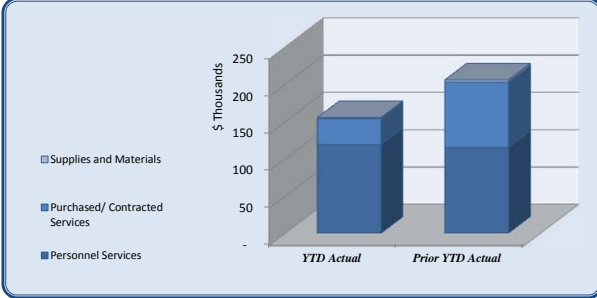
City Manager	Total Annual Budget	YTD Budget	YTD Actual	Variance		Prior YTD Actual	Flux (Diff from Prior Year)
				(\$ '000)	(% of YTD Budget)		
Personnel Services	302,766	302,766	209,357	93	69%	322,279	112,923
Purchased/ Contracted Services	56,685	56,685	28,245	28	50%	12,704	(15,541)
Supplies and Materials	4,457	4,457	2,429	2	55%	6,025	3,595
Total City Manager	363,908	363,908	240,031	124	66%	341,008	100,977



City Manager	Total Annual Budget	YTD Budget	YTD Actual	Variance		Prior YTD Actual	Flux (Diff from Prior Year)
				(\$ '000)	(% of YTD Budget)		
Regular Salaries	228,758	228,758	173,603	55	76%	242,370	68,767
Group Insurance	28,919	28,919	13,319	16	46%	35,080	21,761
Medicare	3,680	3,680	2,093	2	57%	3,671	1,578
Retirement	41,109	41,109	20,084	21	49%	41,158	21,074
Workers' Compensation	300	300	258	0	86%	-	(258)
Personnel Services	302,766	302,766	209,357	93	69%	322,279	112,923
Professional Services	38,000	38,000	16,020	22	42%	243	(15,777)
Communications	3,110	3,110	1,987	1	64%	2,202	215
Printing & Binding	1,000	1,000	788	0	79%	237	(551)
Travel	5,900	5,900	3,783	2	64%	4,739	956
Dues & Fees	2,875	2,875	1,669	1	58%	2,393	724
Education & Training	5,800	5,800	3,998	2	69%	2,890	(1,108)
Purchased/ Contracted Services	56,685	56,685	28,245	28	50%	12,704	(15,541)
Supplies	2,062	2,062	1,239	1	60%	2,168	929
Food	1,500	1,500	523	1	35%	1,123	600
Books & Periodicals	320	320	353	(0)	110%	179	(174)
Small Equipment	575	575	314	0	55%	2,555	2,240
Supplies and Materials	4,457	4,457	2,429	2	55%	6,025	3,595
Total City Manager	363,908	363,908	240,031	124	66%	341,008	100,977

City of Dunwoody
YTD Statement of Revenues and
Expenses Through December 31, 2014

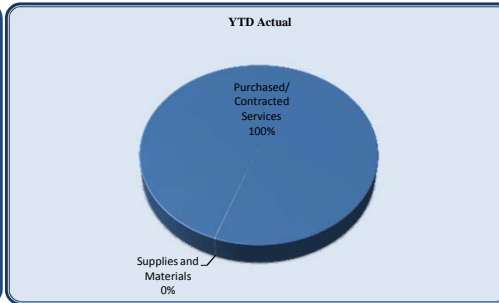
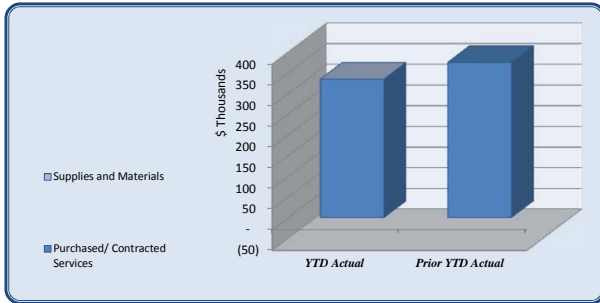
City Clerk	Total Annual Budget	YTD Budget	YTD Actual	Variance		Prior YTD Actual	Flux
				(\$ '000)	(% of YTD Budget)		(Diff from Prior Year)
Personnel Services	121,631	121,631	118,949	3	98%	114,704	(4,245)
Purchased/ Contracted Services	44,430	44,430	34,543	10	78%	87,874	53,331
Supplies and Materials	4,681	4,681	1,522	3	33%	2,717	1,195
Transfers Out	-	-	-	-	-	(601,944)	(601,944)
Total City Clerk	170,742	170,742	155,014	16	91%	(396,650)	(551,664)



City Clerk	Total Annual Budget	YTD Budget	YTD Actual	Variance		Prior YTD Actual	Flux
				(\$ '000)	(% of YTD Budget)		(Diff from Prior Year)
Salaries	90,896	90,896	89,588	1	99%	86,330	(3,258)
Group Insurance	14,894	14,894	13,424	1	90%	12,533	(891)
Medicare	1,289	1,289	1,355	(0)	105%	1,318	(37)
Retirement	14,402	14,402	14,403	(0)	100%	14,523	120
Workers' Compensation	150	150	179	(0)	119%	-	(179)
Personnel Services	121,631	121,631	118,949	3	98%	114,704	(4,245)
Professional Services	8,000	8,000	3,065	5	38%	34,168	31,103
Technical Services	2,750	2,750	400	2	15%	29,103	28,703
Repairs and Maintenance	22,700	22,700	25,916	(3)	114%	16,793	(9,123)
Communications	1,980	1,980	1,201	1	61%	1,693	492
Advertising	1,000	1,000	-	1	0%	650	650
Printing & Binding	500	500	-	1	0%	273	273
Travel	3,750	3,750	3,003	1	80%	2,397	(606)
Dues & Fees	265	265	358	(0)	135%	224	(134)
Education & Training	3,485	3,485	600	3	17%	2,573	1,973
Purchased/ Contracted Services	44,430	44,430	34,543	10	78%	87,874	53,331
Supplies	1,881	1,881	1,102	1	59%	1,833	731
Food	400	400	142	0	35%	99	(43)
Books & Periodicals	400	400	278	0	69%	-	(278)
Small Equipment	2,000	2,000	-	2	0%	785	785
Supplies and Materials	4,681	4,681	1,522	3	33%	2,717	1,195
Transfers to Debt Service Fund	-	-	-	-	-	(601,944)	(601,944)
Transfers Out	-	-	-	-	-	(601,944)	(601,944)
Total City Clerk	170,742	170,742	155,014	16	91%	(396,650)	(551,664)

City of Dunwoody
 YTD Statement of Revenues and
 Expenses Through December 31, 2014

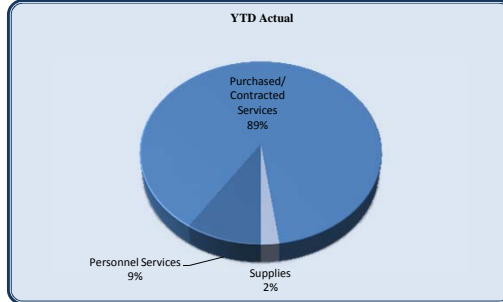
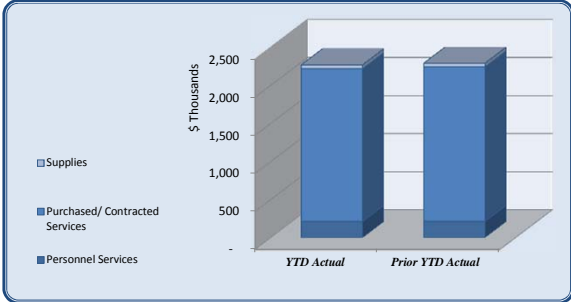
Legal	Total Annual	YTD Budget	YTD Actual	Variance	Prior YTD Actual	Flux
	Budget			(% of YTD Budget)		
				(\$ '000)		
Purchased/ Contracted Services	384,950	384,950	333,704	51	374,418	40,715
Supplies and Materials	50	50	317	(0)	(58)	(375)
Total Legal	385,000	385,000	334,021	51	374,360	40,339



Legal	Total Annual	YTD Budget	YTD Actual	Variance	Prior YTD Actual	Flux
	Budget			(% of YTD Budget)		
				(\$ '000)		
Professional Services	384,900	384,900	333,602	51	374,222	40,620
Printing & Binding	-	-	-	-	(266)	(266)
Travel	50	50	13	0	13	-
Purchased/ Contracted Services	384,950	384,950	333,704	51	374,418	40,715
Food	50	50	17	(0)	-	(17)
Supplies and Materials	50	50	317	(0)	(58)	(375)
Total Legal	385,000	385,000	334,021	51	374,360	40,339

City of Dunwoody
YTD Statement of Revenues and
Expenses Through December 31, 2014

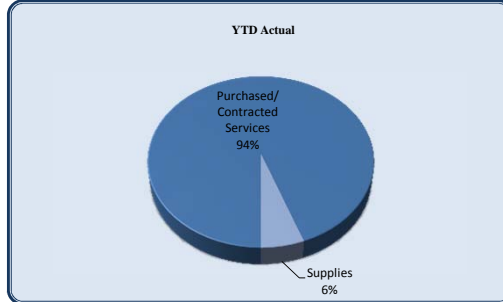
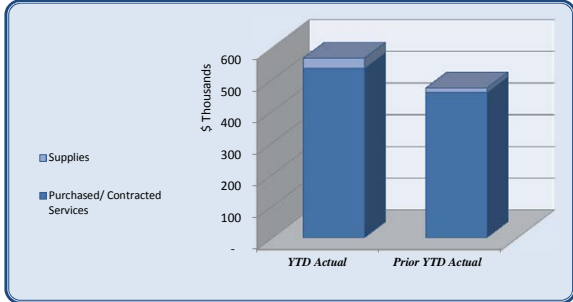
Finance and Administration							
	Total Annual Budget	YTD Budget	YTD Actual	Variance		Prior YTD Actual	Flux
				(\$ '000)	(% of YTD Budget)		(Diff from Prior Year)
Personnel Services	225,203	225,203	211,369	14	94%	212,098	729
Purchased/ Contracted Services	2,203,650	2,203,650	2,006,855	197	91%	2,029,279	22,425
Supplies	79,371	79,371	50,492	29	64%	48,428	(2,064)
Transfers Out	281,500	281,500	281,500	-	100%	460,000	178,500
Total Finance and Administration	2,789,724	2,789,724	2,550,216	240	91%	2,749,805	199,589



Finance and Administration							
	Total Annual Budget	YTD Budget	YTD Actual	Variance		Prior YTD Actual	Flux
				(\$ '000)	(% of YTD Budget)		(Diff from Prior Year)
Regular Salaries	135,649	135,649	134,898	1	99%	129,822	(5,076)
Group Insurance	22,461	22,461	19,385	3	86%	18,079	(1,306)
Medicare	1,967	1,967	1,928	0	98%	1,898	(30)
Retirement	21,976	21,976	20,912	1	95%	21,644	732
Workers' Compensation	150	150	179	(0)	119%	-	(179)
Other Employee Benefits	43,000	43,000	34,067	9	79%	40,656	6,589
Personnel Services	225,203	225,203	211,369	14	94%	212,098	729
Official/Admin Services	1,249,997	1,249,997	1,249,997	-	100%	1,249,997	0
Professional Services	99,636	99,636	59,548	40	60%	54,625	(4,923)
Technical Services	37,500	37,500	38,500	(1)	103%	32,036	(6,464)
Repairs & Maintenance	82,313	82,313	65,111	17	79%	86,422	21,311
Rentals	523,419	523,419	424,462	99	81%	424,349	(114)
Insurance	55,000	55,000	40,005	15	73%	52,678	12,673
Communications	8,200	8,200	6,890	1	84%	7,225	336
Advertising	2,500	2,500	1,219	1	49%	830	(389)
Printing & Binding	8,400	8,400	8,773	(0)	104%	6,590	(2,183)
Travel	5,500	5,500	6,180	(1)	112%	4,021	(2,159)
Dues & Fees	63,920	63,920	63,694	0	100%	73,946	10,251
Education & Training	38,465	38,465	13,921	25	36%	9,551	(4,371)
Other Charges	28,800	28,800	28,553	0	99%	27,010	(1,543)
Purchased/ Contracted Services	2,203,650	2,203,650	2,006,855	197	91%	2,029,279	22,425
Supplies	79,371	79,371	50,492	29	64%	48,428	(2,064)
Electricity	25,000	25,000	20,726	4	83%	21,938	1,212
Diesel	10,000	10,000	-	10	0%	-	-
Food	22,290	22,290	13,082	9	59%	6,067	(7,015)
Books & Periodicals	1,500	1,500	314	1	21%	708	394
Small Equipment	4,900	4,900	3,830	1	78%	9,209	-
Supplies	79,371	79,371	50,492	29	64%	48,428	(2,064)
Transfers to Debt Service Fund	-	-	-	-	-	160,000	160,000
Transfers to Capital	281,500	281,500	281,500	-	100%	-	18,500
Transfers Out	281,500	281,500	281,500	-	100%	460,000	178,500
Total Finance and Administration	2,789,724	2,789,724	2,550,216	240	91%	2,749,805	199,589

City of Dunwoody
 YTD Statement of Revenues and
 Expenses Through December 31, 2014

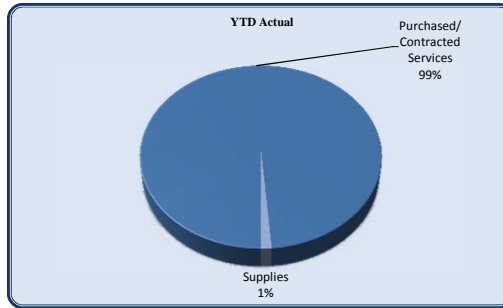
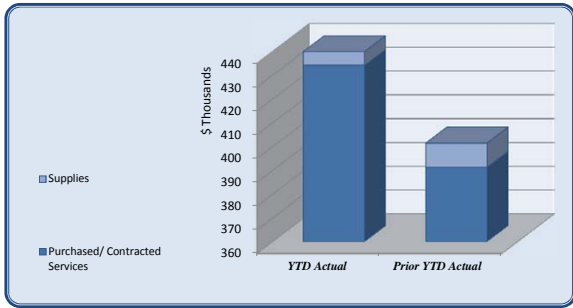
Information Technology	Total Annual Budget	YTD Budget	YTD Actual	Variance (\$ '000)	(% of YTD Budget)	Prior YTD Actual	Flux (Diff from Prior Year)
Purchased/ Contracted Services	531,934	531,934	533,850	(2)	100%	457,354	(76,496)
Supplies	33,360	33,360	31,936	1	96%	14,196	(17,740)
Transfers Out	179,375	179,375	156,628	23	87%	218,000	61,372
Total Information Technology	744,669	744,669	722,414	22	97%	689,550	(32,864)



Information Technology	Total Annual Budget	YTD Budget	YTD Actual	Variance (\$ '000)	(% of YTD Budget)	Prior YTD Actual	Flux (Diff from Prior Year)
Official/Admin Svcs	309,662	309,662	309,662	0	100%	294,215	(15,446)
Professional Services	-	-	40	(0)	-	279	239
Technical Services	13,000	13,000	12,842	0	99%	15,881	3,039
Repairs & Maintenance	174,033	174,033	177,632	(4)	102%	105,319	(72,313)
Communications	31,739	31,739	33,675	(2)	106%	41,659	7,984
Printing & Binding	500	500	-	1	0%	-	-
Education & Training	3,000	3,000	-	3	0%	-	-
Purchased/ Contracted Services	531,934	531,934	533,850	(2)	100%	457,354	(76,496)
Supplies	650	650	793	(0)	122%	1,071	277
Small Equipment	32,710	32,710	31,023	2	95%	13,126	-
Supplies	33,360	33,360	31,936	1	96%	14,196	(17,740)
Transfers to Debt Service Fund	-	-	-	-	-	218,000	218,000
Transfers to Capital	179,375	179,375	156,628	23	87%	-	(156,628)
Transfers Out	179,375	179,375	156,628	23	87%	218,000	61,372
Total Information Technology	744,669	744,669	722,414	22	97%	689,550	(32,864)

City of Dunwoody
YTD Statement of Revenues and
Expenses Through December 31, 2014

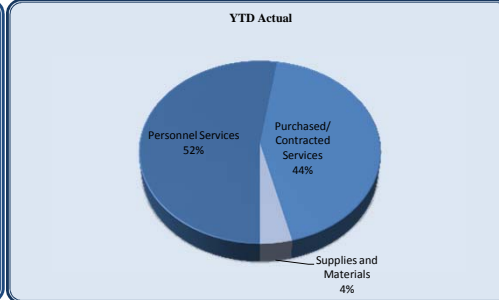
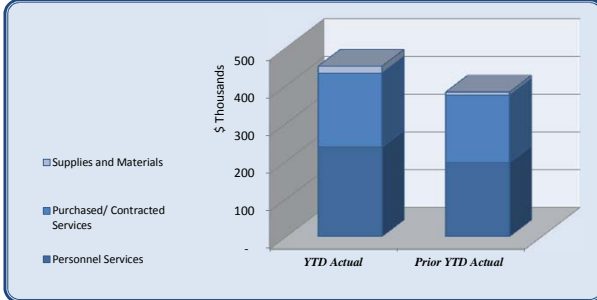
Marketing	Total Annual Budget	YTD Budget	YTD Actual	Variance (\$ '000)	(% of YTD Budget)	Prior YTD Actual	Flux (Diff from Prior Year)
Purchased/ Contracted Services	438,823	438,823	434,150	5	99%	391,264	(42,886)
Supplies	16,109	16,109	5,701	10	35%	10,110	4,408
Total Marketing	454,932	454,932	439,851	15	97%	401,374	(38,478)



Marketing	Total Annual Budget	YTD Budget	YTD Actual	Variance (\$ '000)	(% of YTD Budget)	Prior YTD Actual	Flux (Diff from Prior Year)
Official/Admin Services	298,983	298,983	298,983	-	100%	290,275	(8,708)
Professional Services	46,840	46,840	45,122	2	96%	48,200	3,078
Technical Services	15,000	15,000	13,415	2	89%	3,600	(9,815)
Communications	4,375	4,375	2,917	1	67%	2,507	(410)
Advertising	56,000	56,000	56,336	(0)	101%	39,445	(16,891)
Printing & Binding	13,000	13,000	12,588	0	97%	7,172	(5,415)
Dues & Fees	4,625	4,625	4,789	(0)	104%	-	(4,789)
Purchased/ Contracted Services	438,823	438,823	434,150	5	99%	391,264	(42,886)
Supplies	7,000	7,000	3,886	3	56%	6,603	2,717
Food	5,000	5,000	785	4	16%	2,042	1,257
Books & Periodicals	-	-	-	-	-	-	-
Small Equipment	4,109	4,109	1,030	3	25%	1,464	-
Supplies	16,109	16,109	5,701	10	35%	10,110	4,408
Total Marketing	454,932	454,932	439,851	15	97%	401,374	(38,478)

City of Dunwoody
YTD Statement of Revenues and
Expenses Through December 31, 2014

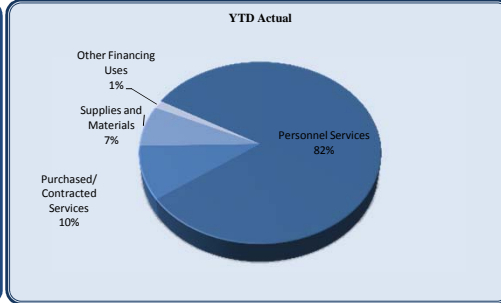
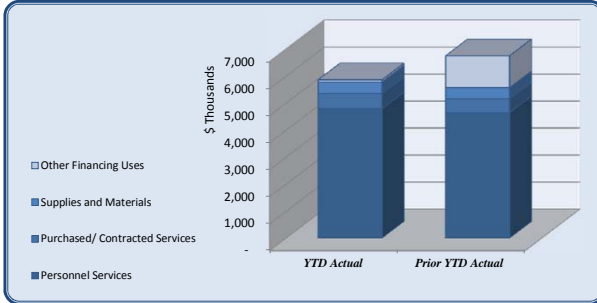
Municipal Court	Total Annual Budget	YTD Budget	YTD Actual	Variance	Prior YTD Actual	Flux		
							(% of YTD Budget)	(Diff from Prior Year)
Personnel Services	274,441	274,441	236,791	38	196,271	(40,520)	86%	
Purchased/ Contracted Services	236,850	236,850	196,497	40	178,218	(18,279)	83%	
Supplies and Materials	19,462	19,462	17,586	2	8,184	(9,402)	90%	
Other Financing Uses	-	-	(5)	0	45,000	45,005		
Total Municipal Court	530,753	530,753	450,868	80	427,673	(23,195)	85%	



Municipal Court	Total Annual Budget	YTD Budget	YTD Actual	Variance	Prior YTD Actual	Flux		
							(% of YTD Budget)	(Diff from Prior Year)
Regular Salaries	186,194	186,194	170,610	16	139,115	(31,496)	92%	
Overtime Salaries	17,000	17,000	6,758	10	5,906	(852)	40%	
Group Insurance	37,891	37,891	31,086	7	25,487	(5,599)	82%	
Medicare	2,691	2,691	2,539	0	2,145	(394)	94%	
Retirement	30,065	30,065	25,260	5	23,619	(1,641)	84%	
Workers' Compensation	600	600	537	0	-	(537)	89%	
Personnel Services	274,441	274,441	236,791	38	196,271	(40,520)	86%	
Professional Services	169,445	169,445	148,100	21	136,691	(11,409)	87%	
Technical Services	32,550	32,550	21,519	11	17,396	(4,123)	66%	
Repairs & Maintenance	16,050	16,050	16,935	(1)	15,362	(1,573)	106%	
Rentals	4,000	4,000	665	3	366	(300)	17%	
Communications	4,000	4,000	3,542	0	4,123	581	89%	
Printing & Binding	3,000	3,000	2,681	0	334	(2,348)	89%	
Travel	4,500	4,500	1,341	3	2,654	1,313	30%	
Dues & Fees	805	805	469	0	192	(277)	58%	
Education & Training	2,500	2,500	1,245	1	1,100	(145)	50%	
Purchased/ Contracted Services	236,850	236,850	196,497	40	178,218	(18,279)	83%	
Supplies	5,974	5,974	5,151	1	4,848	(303)	86%	
Food	2,300	2,300	876	1	1,220	344	38%	
Books & Periodicals	600	600	799	(0)	384	(415)	133%	
Small Equipment	10,588	10,588	10,760	(0)	1,731	(9,028)	102%	
Supplies and Materials	19,462	19,462	17,586	2	8,184	(9,402)	90%	
Transfers to Debt Service Fund	-	-	-	-	45,000	45,000		
Cash over/short	-	-	(5)	0	-	5		
Other Financing Uses	-	-	(5)	0	45,000	45,005		
Total Municipal Court	530,753	530,753	450,868	80	427,673	(23,195)	85%	

City of Dunwoody
YTD Statement of Revenues and
Expenses Through December 31, 2014

Police	Total Annual Budget	YTD Budget	YTD Actual	Variance		Prior YTD Actual	Flux (Diff from Prior Year)
				(\$ '000)	(% of YTD Budget)		
Personnel Services	5,163,926	5,163,926	4,789,173	375	93%	4,646,651	(142,523)
Purchased/ Contracted Services	699,705	699,705	557,513	142	80%	506,353	(51,161)
Supplies and Materials	509,220	509,220	423,112	86	83%	414,632	(8,480)
Other Financing Uses	84,398	84,398	84,398	-	100%	1,177,009	1,092,611
Total Police	6,457,249	6,457,249	5,854,197	603	91%	6,744,644	890,447



Police	Total Annual Budget	YTD Budget	YTD Actual	Variance		Prior YTD Actual	Flux (Diff from Prior Year)
				(\$ '000)	(% of YTD Budget)		
Regular Salaries	3,322,541	3,322,541	3,269,971	53	98%	3,112,612	(157,359)
Overtime Salaries	325,136	325,136	103,364	222	32%	170,238	66,874
Total Salaries	3,647,677	3,647,677	3,373,335	274	92%	3,282,849	(90,485)
Group Insurance	782,582	782,582	726,420	56	93%	676,560	(49,860)
Medicare	52,892	52,892	48,586	4	92%	48,543	(43)
Retirement	556,675	556,675	511,327	45	92%	519,612	8,285
Workers' Compensation	124,100	124,100	129,506	(5)	104%	118,871	(10,635)
Personnel Services	1,516,249	1,516,249	1,415,839	100	93%	1,363,801	(52,037)
Professional Services	92,000	92,000	11,273	81	12%	11,649	375
Technical Services	30,760	30,760	22,210	9	72%	20,379	(1,830)
Repairs & Maintenance	302,181	302,181	257,250	45	85%	254,355	(2,895)
Rentals	12,100	12,100	10,252	2	85%	7,716	(2,536)
Insurance	87,357	87,357	78,592	9	90%	71,748	(6,844)
Claims	4,000	4,000	27,031	(23)	676%	12,889	(14,142)
Communications	77,607	77,607	82,834	(5)	107%	66,519	(16,315)
Advertising	2,500	2,500	649	2	26%	688	39
Printing & Binding	5,440	5,440	4,201	1	77%	2,828	(1,374)
Travel	39,000	39,000	36,290	3	93%	28,890	(7,400)
Dues & Fees	10,480	10,480	6,329	4	60%	7,752	1,423
Education & Training	36,280	36,280	20,602	16	57%	20,939	336
Purchased/ Contracted Services	699,705	699,705	557,513	142	80%	506,353	(51,161)
Supplies	94,086	94,086	86,257	8	92%	108,745	22,488
Supplies-Explorer Program	17,000	17,000	17,709	(1)	104%	8,377	(9,332)
Gasoline	255,000	255,000	233,502	21	92%	236,953	3,451
Food	6,000	6,000	2,462	4	41%	2,178	(284)
Books & Periodicals	2,500	2,500	1,321	1	53%	1,931	610
Small Equipment	134,634	134,634	81,882	53	61%	56,448	(25,434)
Supplies and Materials	509,220	509,220	423,112	86	83%	414,632	(8,480)
Transfers to Debt Service Fund	-	-	-	-	-	939,000	939,000
Transfers to Capital Fund	84,398	84,398	84,398	-	100%	238,009	153,611
Other Financing Uses	84,398	84,398	84,398	-	100%	1,177,009	1,092,611
Total Police	6,457,249	6,457,249	5,854,197	603	91%	6,744,644	890,447

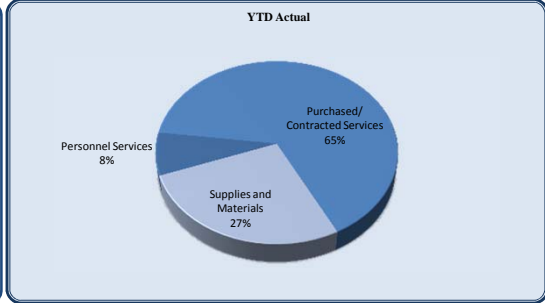
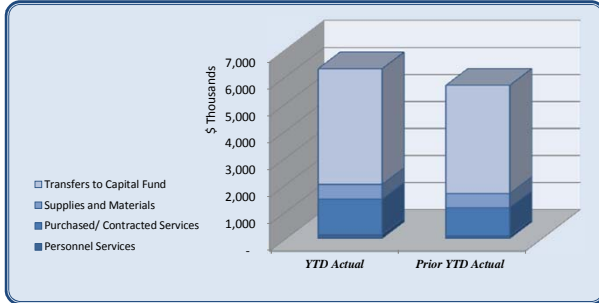
#G.6.

City of Dunwoody
YTD Statement of Revenues and
Expenses Through December 31, 2014

<i>E-911</i>	Total Annual Budget	YTD Budget	YTD Actual	Variance (\$ '000)	(% of YTD Budget)	Prior YTD Actual	Flux (Diff from Prior Year)
Transfers to E-911 Fund	251,655	251,655	-	252	0%	189,589	189,589
Total E-911	251,655	251,655	-	252	0%	189,589	189,589

City of Dunwoody
YTD Statement of Revenues and
Expenses Through December 31, 2014

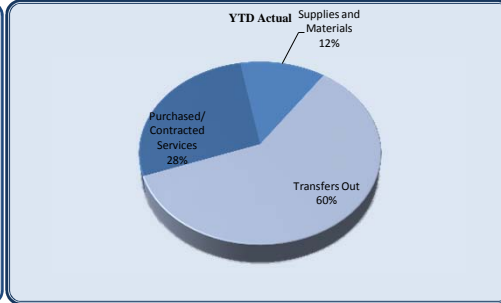
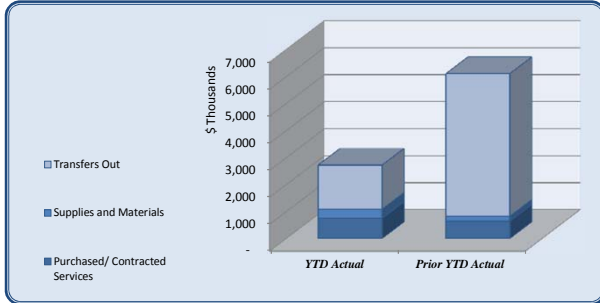
Public Works	Total Annual Budget	YTD Budget	YTD Actual	Variance	Prior YTD Actual	Flux
Personnel Services	154,058	154,058	151,652	2	105,795	(45,857)
Purchased/ Contracted Services	1,530,157	1,530,157	1,311,228	219	1,045,897	(265,331)
Supplies and Materials	546,431	546,431	542,063	4	519,999	(22,064)
Transfers to Capital Fund	9,305,000	9,305,000	4,275,000	5,030	3,996,044	(278,956)
Total Public Works	11,535,646	11,535,646	6,279,943	5,256	5,667,735	(612,208)



Public Works	Total Annual Budget	YTD Budget	YTD Actual	Variance	Prior YTD Actual	Flux
Salaries	113,883	113,883	113,094	1	82,688	(30,406)
Group Insurance	20,114	20,114	19,087	1	10,242	(8,844)
Medicare	1,636	1,636	1,634	0	1,169	(465)
Retirement	18,275	18,275	17,659	1	11,697	(5,963)
Workers' Compensation	150	150	179	(0)	-	(179)
Personnel Services	154,058	154,058	151,652	2	105,795	(45,857)
Official/Admin Svcs	255,000	255,000	255,000	-	255,000	-
Professional Services	96,850	96,850	68,503	28	41,135	(27,368)
Tree Fund Expenses	92,534	92,534	99,478	(7)	5,862	(93,616)
Professional Services	-	-	-	-	-	-
Technical Services	2,400	2,400	13,790	(11)	2,643	(11,147)
Repairs & Maintenance	23,300	23,300	15,542	8	21,570	6,028
R&M - Storm Damage Removal	105,000	105,000	72,594	32	21,951	(50,643)
R&M - Street Maintenance	685,800	685,800	567,336	118	456,117	(111,219)
R&M - Traffic Signals	221,000	221,000	172,390	49	195,188	22,798
R&M - Right of Way Maint	40,000	40,000	40,758	(1)	41,269	511
Claims	3,000	3,000	40	3	810	770
Communications	1,400	1,400	2,212	(1)	1,841	(371)
Advertising	1,000	1,000	1,357	(0)	732	(625)
Printing & Binding	750	750	-	1	1,289	1,289
Travel	1,323	1,323	967	0	34	(934)
Purchased/ Contracted Services	1,530,157	1,530,157	1,311,228	219	1,045,897	(265,331)
Supplies-Office	1,181	1,181	998	0	794	(204)
Supplies-Road Materials	60,000	60,000	90,687	(31)	73,555	(17,132)
Electricity	485,000	485,000	450,035	35	440,278	(9,757)
Small Equipment	-	-	344	(0)	5,372	5,029
Supplies and Materials	546,431	546,431	542,063	4	519,999	(22,064)
Transfers to HOST Fund	5,030,000	5,030,000	-	5,030	400,000	400,000
Transfers to Capital Fund	4,275,000	4,275,000	4,275,000	-	3,471,044	(803,956)
Transfers to Grants Fund	-	-	-	-	125,000	125,000
Transfers to Capital Fund	9,305,000	9,305,000	4,275,000	5,030	3,996,044	(278,956)
Total Public Works	11,535,646	11,535,646	6,279,943	5,256	5,667,735	(612,208)

City of Dunwoody
YTD Statement of Revenues and
Expenses Through December 31, 2014

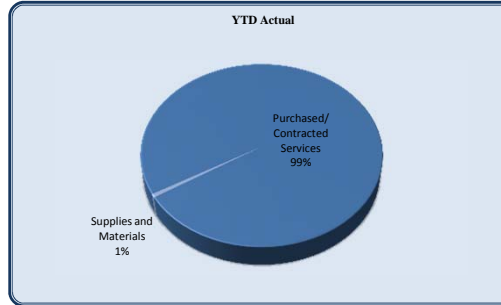
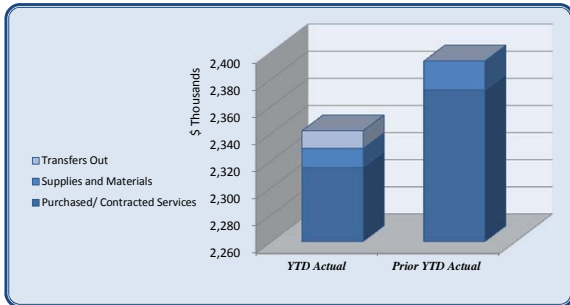
Parks and Recreation							
	Total Annual Budget	YTD Budget	YTD Actual	Variance (\$ '000)	(% of YTD Budget)	Prior YTD Actual	Flux (Diff from Prior Year)
Purchased/ Contracted Services	840,267	840,267	752,687	88	90%	646,653	(106,033)
Supplies and Materials	346,000	346,000	341,939	4	99%	188,342	(153,597)
Transfers Out	1,628,741	1,628,741	1,628,741	(0)	100%	5,273,804	3,645,063
Total Parks and Recreation	2,815,008	2,815,008	2,723,367	92	97%	6,108,799	3,385,432



Parks and Recreation							
	Total Annual Budget	YTD Budget	YTD Actual	Variance (\$ '000)	(% of YTD Budget)	Prior YTD Actual	Flux (Diff from Prior Year)
Official/Admin Svcs	125,000	125,000	125,000	0	100%	125,000	0
Professional Services	10,000	10,000	9,012	1	90%	1,850	(7,162)
R&M-Parks	669,267	669,267	586,749	83	88%	487,654	(99,095)
Rentals	2,000	2,000	-	2	0%	1,850	1,850
Property/Liability Insurance	32,100	32,100	28,955	3	90%	30,300	1,345
Communications	1,500	1,500	1,095	0	73%	1,228	133
Dues & Fees	400	400	160	0	40%	400	240
Purchased/ Contracted Services	840,267	840,267	752,687	88	90%	646,653	(106,033)
Supplies	182,000	182,000	177,378	5	97%	61,816	(115,561)
Utilities	156,000	156,000	164,248	(8)	105%	125,740	(38,508)
Small Equipment	8,000	8,000	-	8	0%	785	785
Supplies and Materials	346,000	346,000	341,939	4	99%	188,342	(153,597)
Transfers to Debt Service Fund	108,366	108,366	108,366	(0)	100%	108,367	1
Transfers to Capital Fund	1,520,375	1,520,375	1,520,375	-	100%	5,165,437	3,645,062
Transfers to Grants Fund	-	-	-	-	-	125,000	125,000
Transfers Out	1,628,741	1,628,741	1,628,741	(0)	100%	5,273,804	3,645,063
Total Parks and Recreation	2,815,008	2,815,008	2,723,367	92	97%	6,108,799	3,385,432

City of Dunwoody
YTD Statement of Revenues and
Expenses Through December 31, 2014

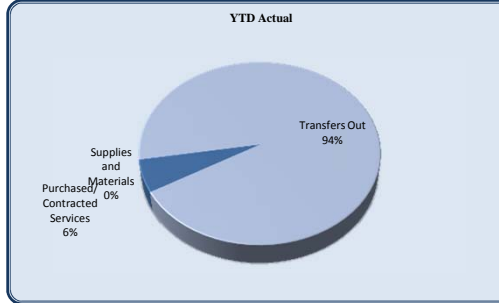
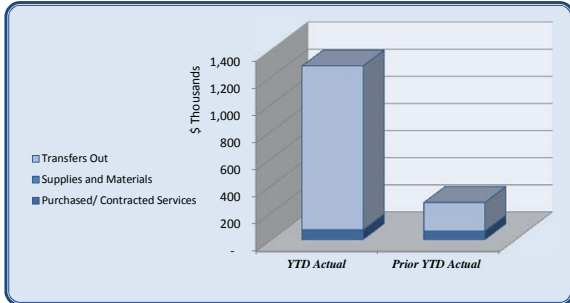
Community Development							
	Total Annual Budget	YTD Budget	YTD Actual	Variance		Prior YTD Actual	Flux
				(\$ '000)	(% of YTD Budget)		(Diff from Prior Year)
Purchased/ Contracted Services	2,590,302	2,590,302	2,314,884	275	89%	2,371,689	56,805
Supplies and Materials	16,500	16,500	13,803	3	84%	21,440	7,637
Transfers Out	13,000	13,000	13,000	-	100%	-	(13,000)
Total Community Development	2,619,802	2,619,802	2,341,687	278	89%	2,393,129	51,441



Community Development							
	Total Annual Budget	YTD Budget	YTD Actual	Variance		Prior YTD Actual	Flux
				(\$ '000)	(% of YTD Budget)		(Diff from Prior Year)
Official/Admin Svcs	2,138,000	2,138,000	2,137,893	0	100%	2,039,790	(98,103)
Professional Services	160,000	160,000	34,007	126	21%	134,293	100,286
Technical Services	174,250	174,250	77,126	97	44%	95,503	18,377
Repairs & Maintenance	83,120	83,120	39,289	44	47%	71,986	32,697
Rentals	5,000	5,000	4,460	1	89%	2,745	(1,715)
Communications	3,532	3,532	2,134	1	60%	1,873	(261)
Advertising	15,000	15,000	10,944	4	73%	10,432	(512)
Printing & Binding	5,000	5,000	5,065	(0)	101%	3,379	(1,686)
Travel	2,000	2,000	67	2	3%	19	(48)
Dues & Fees	1,900	1,900	926	1	49%	975	49
Education & Training	2,500	2,500	2,975	(0)	119%	695	(2,280)
Purchased/ Contracted Services	2,590,302	2,590,302	2,314,884	275	89%	2,371,689	56,805
Supplies	11,500	11,500	13,160	(2)	114%	11,833	(1,328)
Food	1,000	1,000	223	1	22%	499	276
Books & Periodicals	2,500	2,500	420	2	17%	28	(392)
Small Equipment	1,500	1,500	-	2	0%	9,080	9,080
Supplies and Materials	16,500	16,500	13,803	3	84%	21,440	7,637
Transfers to Capital Fund	13,000	13,000	13,000	-	100%	-	(13,000)
Transfers Out	13,000	13,000	13,000	-	100%	-	(13,000)
Total Community Development	2,619,802	2,619,802	2,341,687	278	89%	2,393,129	51,441

City of Dunwoody
YTD Statement of Revenues and
Expenses Through December 31, 2014

<i>Economic Development</i>	Total Annual Budget	YTD Budget	YTD Actual	Variance		Prior YTD Actual	Flux
					(% of YTD Budget)		(Diff from Prior Year)
				(\$ '000)			
Purchased/ Contracted Services	75,618	75,618	71,637	4	95%	63,494	(8,142)
Supplies and Materials	2,050	2,050	1,825	0	89%	998	(828)
Transfers Out	1,206,000	1,206,000	1,206,000	0	100%	209,444	(996,556)
Total Economic Development	1,283,668	1,283,668	1,279,462	4	100%	273,936	(1,005,526)



<i>Economic Development</i>	Total Annual Budget	YTD Budget	YTD Actual	Variance		Prior YTD Actual	Flux
					(% of YTD Budget)		(Diff from Prior Year)
				(\$ '000)			
Professional Services	30,000	30,000	30,000	-	100%	27,743	(2,257)
Technical Services	7,870	7,870	7,860	0	100%	7,765	(95)
Communications	968	968	0	1	0%	-	(0)
Advertising	28,690	28,690	30,025	(1)	105%	18,962	(11,063)
Printing & Binding	1,780	1,780	394	1	22%	305	(89)
Travel	210	210	56	0	27%	61	5
Dues & Fees	5,405	5,405	2,606	3	48%	8,358	5,752
Education & Training	695	695	695	0	100%	300	(395)
Purchased/ Contracted Services	75,618	75,618	71,637	4	95%	63,494	(8,142)
Supplies	-	-	-	-	-	978	978
Food	2,050	2,050	1,825	0	89%	20	(1,805)
Supplies and Materials	2,050	2,050	1,825	0	89%	998	(828)
Transfers to Debt Service Fund	1,206,000	1,206,000	1,206,000	0	100%	209,444	(996,556)
Transfers Out	1,206,000	1,206,000	1,206,000	0	100%	273,936	(1,005,526)
Total Economic Development	1,283,668	1,283,668	1,279,462	4	100%	273,936	(1,005,526)

<i>Contingency</i>	Total Annual Budget	YTD Budget	YTD Actual	Variance		Prior YTD Actual	Flux
					(% of YTD Budget)		(Diff from Prior Year)
				(\$ '000)			
Contingency	400,000	400,000	-	400	0%	-	-
Total Contingency	400,000	400,000	-	400	0%	-	-
Total General Fund Expenditures	31,028,300	31,028,300	23,577,284	7,451	76%	26,157,578	2,580,294
Total Revenues over/(under) Expenditures	(8,093,999)	(8,140,249)	891,085	9,031	-11%	(5,712,207)	6,603,292

City of Dunwoody
YTD Statement of Revenues and
Expenses Through December 31, 2014

#G.6.

<i>E911 Fund</i>	Total Annual Budget	YTD Budget	YTD Actual	Variance <small>(\$ '000)</small>	<small>(% of YTD Budget)</small>	Prior YTD Actual	Flux <small>(Diff from Prior Year)</small>
Revenues							
E911 Revenue	950,000	950,000	1,080,764	131	114%	1,194,085	113,321
Transfers In	251,655	251,655	-	(252)	0%	189,589	189,589
Residual Equity Transfer	25,000	25,000	-	(25)	0%	-	-
Total Revenues	1,201,655	1,201,655	1,080,764	(121)	90%	1,383,674	302,910
Expenditures							
Communications	108,738	108,738	36,296	72	33%	149,903	113,608
Intergovernmental-E911 (Chatcomm)	1,092,917	1,092,917	1,087,500	5	100%	1,075,000	(12,500)
Transfers Out-Debt	-	-	-	-	-	142,120	142,120
Total Expenditures	1,226,655	1,226,655	1,123,796	103	92%	1,367,023	243,227
Total Revenues over/(under) Expenditures	(25,000)	(25,000)	(43,031)	(18)	172%	16,651	59,682

City of Dunwoody
YTD Statement of Revenues and
Expenses Through December 31, 2014

<i>Hotel Excise Tax Fund</i>	Total Annual Budget	YTD Budget	YTD Actual	Variance	Prior YTD Actual	Flux
				(\$ '000)	(% of YTD Budget)	(Difference from Prior Year)
Revenues						
Hotel/Motel Tax	2,100,000	2,100,000	2,425,426	325	115%	2,048,053 (377,372)
Interest Revenue	-	-	27	0		49 22
Total Revenues	2,100,000	2,100,000	2,425,453	325	115%	2,048,102 (377,351)
Expenditures						
Transfers to General Fund	1,260,000	1,260,000	1,455,283	(195)	115%	1,226,657 (228,625)
Transfers to Component Unit - CVBD	840,000	840,000	970,170	(130)	115%	817,741 (152,429)
Total Expenditures	2,100,000	2,100,000	2,425,453	(325)	115%	2,044,398 (381,055)
Total Revenues over/(under) Expenditures	-	-	-	-		3,704 3,704

City of Dunwoody
 YTD Statement of Revenues and
 Expenses Through December 31, 2014

#G.6.

<i>Motor Vehicle Rental Excise Tax Fund</i>	Total Annual Budget	YTD Budget	YTD Actual	Variance	Prior YTD Actual	Flux
				(\$ '000)		(Difference from Prior Year)
				(% of YTD Budget)		
Revenues						
MV Rental Excise Tax	98,000	98,000	114,738	17	117%	105,409 (9,329)
Total Revenues	98,000	98,000	114,738	17	117%	105,409 (9,329)
Expenditures						
Transfers to General Fund	98,000	98,000	114,738	(17)	117%	105,409 (9,329)
Total Expenditures	98,000	98,000	114,738	(17)	117%	105,409 (9,329)
Total Revenues over/(under) Expenditures	-	-	-	-		-

City of Dunwoody
YTD Statement of Revenues and
Expenses Through December 31, 2014

<i>HOST Fund</i>	Total Annual Budget	YTD Budget	YTD Actual	Variance	Prior YTD Actual	Flux
				(\$ '000)	(% of YTD Budget)	(Difference from Prior Year)
Revenues						
Homestead Option Sales Tax	6,596,344	6,596,344	6,596,344	(0)	100%	5,584,893 (1,011,451)
Interest Revenue	-	-	3,178	3		- (3,178)
Transfers In-100	5,030,000	5,030,000	-	(5,030)	0%	- -
Residual Equity Transfer	28,656	28,656	-	(29)	0%	- -
Total Revenues	11,655,000	11,655,000	6,599,521	(5,055)	57%	5,584,893 1,613,549
Expenditures						
Transfers Out - Capital (PD)	150,000	150,000	150,000	-	100%	- (150,000)
Transfers Out - Capital (PW)	150,000	150,000	150,000	-	100%	- (150,000)
Transfers Out - Capital (PK)	2,325,000	2,325,000	2,325,000	-	100%	- (2,325,000)
Total Expenditures	2,625,000	2,625,000	2,625,000	-	100%	- (2,625,000)
Total Revenues over/(under) Expenditures	9,030,000	9,030,000	3,974,521	(5,055)	44%	5,584,893 1,613,549

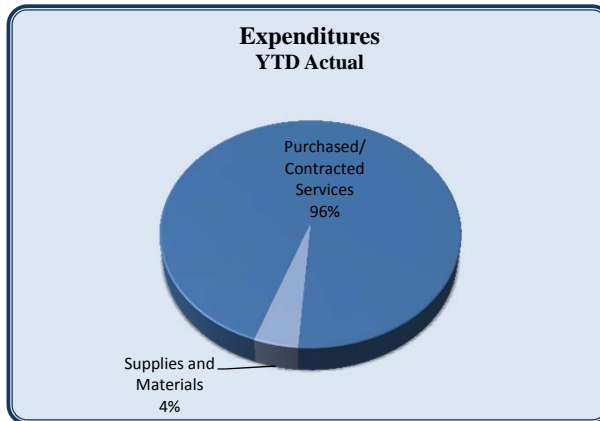
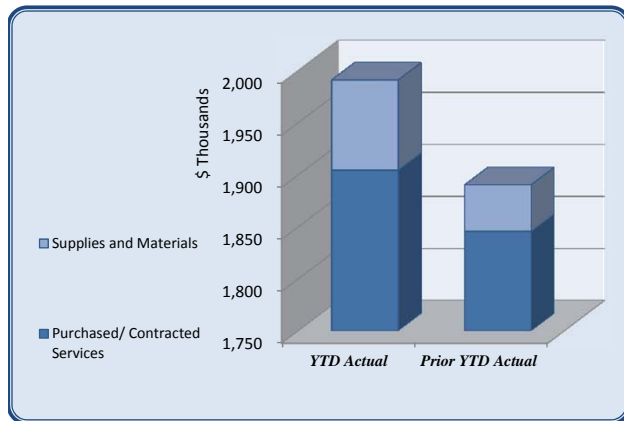
City of Dunwoody
YTD Statement of Revenues and
Expenses Through December 31, 2014

#G.6.

<i>Debt Service Fund</i>	Total Annual Budget	YTD Budget	YTD Actual	Variance	Prior YTD Actual	Flux
				(\$ '000)	(% of YTD Budget)	(Difference from Prior Year)
Revenues						
Interest Revenue	-	-	-	-	-	-
Transfers from General Fund	1,314,367	1,314,367	1,314,366	(0)	100%	1,085,170 (229,196)
Transfers from E911 Fund	-	-	-	-	-	134,816 134,816
Residual Equity Transfer In	-	-	-	-	-	-
Total Revenues	1,314,367	1,314,367	1,314,366	(0)	100%	1,219,986 (94,380)
Expenditures						
Lease Principal	-	-	-	-	-	1,411,390 1,411,390
Lease Interest	-	-	-	-	-	53,896 53,896
Transfers Out - CU	1,314,088	1,314,088	1,314,088	0	100%	314,088 (1,000,000)
Total Expenditures	1,314,088	1,314,088	1,314,088	0	100%	1,779,374 465,286
Total Revenues over/(under) Expenditures	279	279	279	(0)	100%	(559,388) (559,666)

City of Dunwoody
YTD Statement of Revenues and
Expenses Through December 31, 2014

<i>Stormwater fund</i>	Total Annual Budget	YTD Budget	YTD Actual	Variance		Prior YTD Actual	Flux
					(\$ '000)	(% of YTD Budget)	(Difference from Prior Year)
Revenues							
Stormwater Utility Charges	1,815,316	1,815,316	1,861,300	46		103%	1,837,404 (23,897)
Interest Revenue	500	500	1,286	1		257%	1,823 537
Residual Equity Transfer In	125,100	125,100	125,100	-		100%	- (125,100)
Total Revenues	1,940,916	1,940,916	1,987,686	47		102%	1,839,227 (148,460)
Expenditures							
Official/Admin Svcs	120,000	120,000	110,000	10		92%	120,000 10,000
Professional Services-Stormwater	120,000	120,000	80,943	39		67%	149,033 68,090
Repairs & Maintenance	1,597,100	1,597,100	1,712,909	116		107%	1,573,210 (139,700)
Rep & Maint-Riprap Program	-	-	-	-			1,734 1,734
Printing & Binding	1,000	1,000	-	1		0%	- -
Dues & Fees	500	500	431	0		86%	431 -
Purchased/ Contracted Services	1,838,600	1,838,600	1,904,284	(66)		104%	1,845,408 (58,876)
Supplies	90,000	90,000	86,651	3		96%	44,479 (42,172)
Books & Periodicals	500	500	-	1		0%	- -
Supplies and Materials	90,500	90,500	86,651	4		96%	44,757 (41,894)
Total Expenditures	1,929,100	1,929,100	1,990,935	(62)		103%	1,907,929 (83,006)
Total Revenues over/(under) Expenditures	11,816	11,816	(3,249)	(15)		-27%	(68,703) (65,454)



City of Dunwoody
YTD Statement of
Expenses Through December 31, 2014

#G.6.

<i>Capital Projects Fund</i>	Original Budget	Adjustments/ Amendments	Total Project Budget	Spent in Prior Years	Spent in Current Year	Total Spent to Date	Project Balance
Expenditures							
Courtroom and Council AV	140,400	-	140,400	(127,191)	-	(127,191)	13,209
Emergency BackUp/Disaster Recovery System	35,000	1,880	36,880	(34,290)	-	(34,290)	2,589
Off-site Replication of Servers for Disaster Recovery	51,875	-	51,875	-	(47,251)	(47,251)	4,624
Unified Communications Upgrade to provide for Redundancy COMPLETED 2014	47,500	-	47,500	-	(47,159)	(47,159)	341
Website Redesign and Replacement	65,000	-	65,000	-	(49,648)	(49,648)	15,352
Information Technology	339,775	1,880	341,655	(161,482)	(144,058)	(305,540)	36,115
City Hall Design & Engineering Prefunding	100,000	-	100,000	-	-	-	100,000
Programming Study for Future City Hall	50,000	-	50,000	-	(1,200)	(1,200)	48,800
Facilities Improvement Partnership Program (2014 FIPP)	250,000	(29,275)	220,725	-	(75,376)	(75,376)	145,349
City Hall Reconfiguration for Efficiency	31,500	-	31,500	-	(17,084)	(17,084)	14,416
Facilities	431,500	(29,275)	402,225	-	(93,660)	(93,660)	308,564
Fixed LPR & Mobile LPR	119,875	-	119,875	(49,459)	-	(49,459)	70,416
Code Red	24,500	-	24,500	(18,875)	-	(18,875)	5,625
Vehicle Replacement	1,500,000	-	1,500,000	(91,653)	(391,631)	(483,284)	1,016,716
Daily Report Software	12,400	-	12,400	-	-	-	12,400
Surveillance System	113,000	180,375	293,375	(67,875)	(107,389)	(175,264)	118,111
New Position-Detective Machinery & Equipment	30,000	-	30,000	-	(26,057)	(26,057)	3,943
AFIS Automated Fingerprint Identification System	54,398	-	54,398	-	-	-	54,398
Police Department	1,854,173	180,375	2,034,548	(227,862)	(525,077)	(752,939)	1,281,609
Dunwoody Village TE Project	2,100,000	(525,103)	1,574,897	(305,418)	(1,158,381)	(1,463,799)	111,099
Road Resurfacing	8,881,000	83,697	8,964,697	(6,731,050)	(408,491)	(7,139,541)	1,825,156
New Sidewalks and ADA Ramps	2,030,000	45,000	2,075,000	(1,319,909)	(461,038)	(1,780,947)	294,053
Traffic Calming Radar Signs	100,000	-	100,000	(11,650)	-	(11,650)	88,350
N. Peachtree Rd/Tilly Mill Intersection Improvement	2,100,000	-	2,100,000	(274,791)	(145,539)	(420,330)	1,679,670
Mt. Vernon Rd/Vermack Intersection Improvement	175,000	106,000	281,000	(51,598)	(45,853)	(97,451)	183,549
Womack/Vermack Intersection Improvement	200,000	-	200,000	(69,912)	-	(69,912)	130,088
Wayfinding	150,000	-	150,000	(29,100)	(50,416)	(79,516)	70,484
Chamblee Dunwoody & Spalding Drive	120,000	55,000	175,000	(6,000)	(95,734)	(101,734)	73,266
School Pedestrian Safety Improvements	-	40,000	40,000	(30,816)	(7,000)	(37,816)	2,184
Concept Funding-Tilly Mill at Mt. Vernon Place	25,000	-	25,000	-	-	-	25,000
Concept Funding-Mt. Vernon at Tilly Mill	25,000	-	25,000	-	-	-	25,000
Concept Funding-Chamblee Dunwoody at Peeler	50,000	-	50,000	-	-	-	50,000
Intelligent Traffic System (ITS)-adding signals to network	85,000	-	85,000	-	-	-	85,000
Partial Construction Funding-Chamblee Dunwoody Rd from Cambridge to Valley View	800,000	-	800,000	-	(46,368)	(46,368)	753,632
Chesnut Elementary Pedestrian Project	-	40,000	40,000	-	(13,915)	(13,915)	26,085
Kingsley Safe Routes to School-retaining walls	-	70,000	70,000	-	(37,689)	(37,689)	32,311
Construction Funding Mt. Vernon/Womack Pedestrian Crossing Improvements	-	150,000	150,000	-	-	-	150,000
Grant Match - TE grant - Chamblee Dunwoody	-	150,000	150,000	-	-	-	150,000
Winters Chapel (WalMart contribution)	-	30,000	30,000	-	-	-	30,000
Public Works	16,841,000	244,595	17,085,595	(8,830,244)	(2,470,424)	(11,300,668)	5,784,927
Pernoshal Park	1,025,000	2,225,000	3,250,000	-	(6,315)	(6,315)	3,243,685
Brook Run Demo	400,000	-	400,000	(89,310)	(128,457)	(217,767)	182,233
Brook Run Park Improvements	150,000	-	150,000	(111,114)	-	(111,114)	38,886
Brook Run Trail	572,010	841,777	1,413,787	(430,809)	(698,771)	(1,129,580)	284,206
Nancy Creek Greenway	25,000	-	25,000	(17,463)	-	(17,463)	7,538
Dunwoody Gateway Market Installation	150,000	-	150,000	(9,618)	-	(9,618)	140,382
Donaldson Chesnut Facility Stabilization	226,000	-	226,000	-	-	-	226,000
Design for Future Parks Trails Projects	25,000	-	25,000	-	-	-	25,000
Brook Run Dog Park Relocation	195,000	-	195,000	(30,088)	(5,180)	(35,268)	159,732
Dunwoody Park Parking Lot Resurfacing	100,000	-	100,000	-	-	-	100,000
Windwood Hollow Park Playground Replacement	125,000	65,000	190,000	-	(114,862)	(114,862)	75,138
Emergency Notification System for Brook Run Park and Dunwoody Park	85,000	-	85,000	-	(46,262)	(46,262)	38,738
Georgetown Park-Shade Structure	-	75,000	75,000	-	-	-	75,000
Georgetown Park-Play Structure	-	25,000	25,000	-	-	-	25,000
Parks	3,078,010	3,231,777	6,309,787	(688,402)	(999,847)	(1,688,250)	4,621,537
GIS Webviewer COMPLETED 2014	75,000	-	75,000	(22,457)	(19,400)	(41,857)	33,143
Plotter Purchase	20,000	-	20,000	(3,048)	(3,048)	(6,096)	13,904
GIS Mobile Collection Unit	13,000	-	13,000	-	(11,510)	(11,510)	1,490
Community Development	108,000	-	108,000	(25,505)	(33,958)	(59,463)	48,537
Completed/Abandoned Projects Closed Out	-	144,573	144,573	-	-	-	144,573
Unallocated	-	144,573	144,573	-	-	-	144,573
Total	22,652,458	3,773,924	26,426,382	(9,933,494)	(4,267,025)	(14,200,519)	12,225,863

Convention Visitors' Bureau of Dunwoody
Monthly Statement of Revenues and Expenses
December 31, 2014

CVB of Dunwoody			Variance		Prior YTD Actual
	Total Annual Budget	YTD Budget	YTD Actual	(% of YTD Budget)	
Fund Balance	-	-	-		
Revenues					
Interest Revenue	1,152	1,152	1,159	101%	1,230
Other Revenue	-	-	-		634
Tax Revenue	843,807	843,807	970,170	115%	819,221
Total Revenues	844,959	844,959	971,330	115%	821,085
Expenditures					
<i>Employees/Personnel</i>					
Salaries	245,422	245,422	254,729	104%	199,842
Benefits	30,503	30,503	23,566	77%	15,278
Payroll Taxes	24,542	24,542	20,311	83%	16,232
Unemployment	-	-	(810)		-
Medic	-	-	-		-
<i>Total Employees/Personnel Expenditures</i>	300,467	300,467	297,796	99%	231,351
<i>Administrative</i>					
Depreciation Expense	-	-	-		3,625
Legal & Professional Fees	18,835	18,835	14,471	77%	12,927
Rent	41,589	41,589	38,053	91%	40,374
Employee Development	6,680	6,680	4,208	63%	6,214
Equipment Lease	1,826	1,826	1,817	100%	1,772
IT Support	3,600	3,600	6,524	181%	2,059
Insurance	4,676	4,676	3,983	85%	3,622
Postage/Courier/Ovenight Mail	-	-	832		-
Telephone/Internet	7,242	7,242	6,753	93%	6,574
Licenses & Fees	3,530	3,530	7,190	204%	407
Miscellaneous	2,160	2,160	721	33%	1,111
Office Expense	2,400	2,400	3,093	129%	3,104
Vehicle Expenses	-	-	-		-
Meals & Meeting Expenses	3,510	3,510	3,212	92%	2,337
Travel	6,000	6,000	4,610	77%	1,464
Small Equipment	6,000	6,000	8,950	149%	4,449
Furniture & Fixtures	1,000	1,000	-	0%	-
<i>Total Administrative Expenditures</i>	109,048	109,048	104,418	96%	90,040
<i>Marketing</i>					
Research	-	-	6,800		12,999
Graphic Design	36,000	36,000	26,900	75%	41,470
Public Relations	11,500	11,500	10,950	95%	86
Website Management	13,983	13,983	43,253	309%	8,606
Website Marketing	42,000	42,000	52,979	126%	41,709
Advertising - Print	70,000	70,000	77,974	111%	103,522
Advertising - Digital	70,000	70,000	117,232	167%	47,904
Printing	12,000	12,000	18,270	152%	12,427
Postage/Courier/Ovenight Mail	2,720	2,720	143	5%	1,703
Dues & Subscriptions	8,641	8,641	2,836	33%	23,476
Memberships	9,960	9,960	12,275	123%	9,790
Customer Relationship Management Tool	12,000	12,000	13,500	113%	13,500
Photography	2,000	2,000	10,050	503%	7,185
Miscellaneous	1,800	1,800	1,179	66%	774
<i>Total Marketing Expenditures</i>	292,604	292,604	394,342	135%	325,150
<i>Promotional</i>					
Community Development	17,550	17,550	17,228	98%	15,289
Conventions and Trade Shows	22,290	22,290	17,960	81%	21,428
Event Hosting & Site Visits	14,800	14,800	11,960	81%	11,563
Sponsorships	20,000	20,000	13,000	65%	30,450
Meals and Business Development	3,000	3,000	2,279	76%	3,281
Meeting Bids and Incentives	8,000	8,000	3,000	38%	329
Promotions	20,000	20,000	28,533	143%	39,760
Travel	13,200	13,200	15,841	120%	8,784
Promotional Materials	24,000	24,000	16,721	70%	17,009
<i>Total Promotional Expenditures</i>	142,840	142,840	126,524	89%	147,893
Total Expenditures	844,959	844,959	923,080	109%	794,434
Total Revenues over/(under) Expenditures	-	-	48,250		26,651

VENDOR SET: 01 City of Dunwoody, GA
BANK: 01 Suntrust Concentration
DATE RANGE:12/01/2014 THRU 12/31/2014

#G.6.

VENDOR I.D.	NAME	STATUS	CHECK DATE	AMOUNT	DISCOUNT	CHECK NO	CHECK STATUS	CHECK AMOUNT
001145	ETS Corporation							
I-November 2014	ETS Corporation	D	12/01/2014			000000		
100 1516.523900.00	Merchant Services	ETS Corporation		2,112.42				2,112.42
001145	ETS Corporation							
I-December 2014	ETS Corporation	D	12/31/2014			000000		
100 1516.523900.00	Merchant Services	ETS Corporation		1,165.17				1,165.17
001615	PNC Bank, N. A.							
I-Dec 2014	PNC Bank, N. A.	D	12/01/2014			000000		
405 8000.582200.01	Lease Interest	PNC Bank, N. A.		2,591.34				
405 8000.581200.01	Lease Principal	PNC Bank, N. A.		14,552.10				
I-December 2014	PNC Bank, N. A.	D	12/01/2014			000000		
405 8000.582200.01	Lease Interest	PNC Bank, N. A.		2,696.69				
405 8000.581200.01	Lease Principal	PNC Bank, N. A.		6,333.83				26,173.96

* * T O T A L S * *	NO	INVOICE AMOUNT	DISCOUNTS	CHECK AMOUNT
REGULAR CHECKS:	0	0.00	0.00	0.00
HAND CHECKS:	0	0.00	0.00	0.00
DRAFTS:	3	29,451.55	0.00	29,451.55
EFT:	0	0.00	0.00	0.00
NON CHECKS:	0	0.00	0.00	0.00
VOID CHECKS:	0	VOID DEBITS 0.00		
		VOID CREDITS 0.00	0.00	0.00

TOTAL ERRORS: 0

** G/L ACCOUNT TOTALS **

G/L ACCOUNT	NAME	AMOUNT
100 1516.523900.00	Merchant Services	3,277.59
	*** FUND TOTAL ***	3,277.59
405 8000.581200.01	Lease Principal	20,885.93
405 8000.582200.01	Lease Interest	5,288.03
	*** FUND TOTAL ***	26,173.96

VENDOR SET: 01	BANK: 01	TOTALS:	NO	INVOICE AMOUNT	DISCOUNTS	CHECK AMOUNT
			3	29,451.55	0.00	29,451.55
BANK: 01	TOTALS:		3	29,451.55	0.00	29,451.55

VENDOR #G.6. 01 City of Dunwoody, GA
BANK. 02 Suntrust Payroll Account

DATE RANGE:12/01/2014 THRU 12/31/2014

VENDOR I.D.	NAME	STATUS	CHECK DATE	AMOUNT	DISCOUNT	CHECK NO	CHECK STATUS	CHECK AMOUNT
000022	ADP							
I-445999170	ADP	D	12/05/2014			000000		
100 1512.521200.00	Professional Services	ADP		505.85				505.85
000022	ADP							
I-446734153	ADP	D	12/19/2014			000000		
100 1512.521200.00	Professional Services	ADP		538.86				538.86

* * T O T A L S * *	NO	INVOICE AMOUNT	DISCOUNTS	CHECK AMOUNT
REGULAR CHECKS:	0	0.00	0.00	0.00
HAND CHECKS:	0	0.00	0.00	0.00
DRAFTS:	2	1,044.71	0.00	1,044.71
EFT:	0	0.00	0.00	0.00
NON CHECKS:	0	0.00	0.00	0.00
VOID CHECKS:	0	VOID DEBITS 0.00		
		VOID CREDITS 0.00	0.00	0.00

TOTAL ERRORS: 0

** G/L ACCOUNT TOTALS **

G/L ACCOUNT	NAME	AMOUNT
100 1512.521200.00	Professional Services	1,044.71
	*** FUND TOTAL ***	1,044.71

VENDOR SET: 01 BANK: 02	TOTALS:	NO	INVOICE AMOUNT	DISCOUNTS	CHECK AMOUNT
		2	1,044.71	0.00	1,044.71
BANK: 02	TOTALS:	2	1,044.71	0.00	1,044.71

VENDOR SET: 01 City of Dunwoody, GA
 BANK: 03 Suntrust Disbursement Acc
 DATE RANGE:12/01/2014 THRU 12/31/2014

#G.6.

VENDOR I.D.	NAME	STATUS	CHECK DATE	AMOUNT	DISCOUNT	CHECK NO	CHECK STATUS	CHECK AMOUNT
000025	Clark Patterson Lee							
I-45	Clark Patterson Lee	D	12/01/2014			000000		
100 7000.521100.01	Official/Admin Svcs	Clark Patterson Lee		132,250.00				132,250.00
000025	Clark Patterson Lee							
I-44	Clark Patterson Lee	D	12/15/2014			000000		
350 1565.541300.00	Buildings	Clark Patterson Lee		1,200.00				1,200.00
000073	JAT Consulting Services, Inc							
I-36	JAT Consulting Services, Inc	D	12/01/2014			000000		
100 1511.521100.01	Official/Admin Svcs	JAT Consulting Servi		104,166.38				104,166.38
000094	WEX BANK							
I-39133907	WEX BANK	D	12/06/2014			000000		
100 3200.531270.00	Gasoline	WEX BANK		86.04				86.04
000094	WEX BANK							
I-39252251	WEX BANK	D	12/23/2014			000000		
100 3200.531270.00	Gasoline	WEX BANK		13,086.68				13,086.68
000137	Medcom Services, Inc							
I-12/06/2014	Medcom Services, Inc	D	12/06/2014			000000		
100 0000.121300.16	Flex Spending Ded Payable	Medcom Services, Inc		4,598.51				4,598.51
000137	Medcom Services, Inc							
I-12/13/2014	Medcom Services, Inc	D	12/13/2014			000000		
100 0000.121300.16	Flex Spending Ded Payable	Medcom Services, Inc		104.03				104.03
000137	Medcom Services, Inc							
I-12/27/2014	Medcom Services, Inc	D	12/27/2014			000000		
100 0000.121300.16	Flex Spending Ded Payable	Medcom Services, Inc		1,435.41				1,435.41
000271	Georgia Bureau of Investigatio							
I-365-251472	Georgia Bureau of Investigatio	D	12/01/2014			000000		
100 3200.521300.00	Technical Svcs	Georgia Bureau of In		663.75				663.75
000271	Georgia Bureau of Investigatio							
I-364-251951	Georgia Bureau of Investigatio	D	12/31/2014			000000		
100 3200.521300.00	Technical Svcs	Georgia Bureau of In		88.50				88.50
001421	Chattahoochee River 911 Author							
I-December 2014	Chattahoochee River 911 Author	D	12/11/2014			000000		
215 3800.571000.00	Intergovernmental-E911	Chattahoochee River		93,750.00				
I-November 2014	Chattahoochee River 911 Author	D	12/11/2014			000000		
215 3800.571000.00	Intergovernmental-E911	Chattahoochee River		93,750.00				187,500.00

VENI #G.6. 01 City of Dunwoody, GA
BANK. 03 Suntrust Disbursement Acc

DATE RANGE:12/01/2014 THRU 12/31/2014

VENDOR I.D.	NAME	STATUS	CHECK DATE	AMOUNT	DISCOUNT	CHECK NO	CHECK STATUS	CHECK AMOUNT
001480	Interdev, LLC							
I-1003987	Interdev, LLC	D	12/01/2014			000000		
100 1535.521100.01	Official/Admin Svcs	Interdev, LLC		25,805.13				25,805.13
001551	Jacobs							
I-EEXF9502-JAN15-12	Jacobs	D	12/01/2014			000000		
100 1570.521100.01	Official/Admin Svcs	Jacobs		24,915.25				24,915.25
001685	J.P. Morgan Chase Commercial C							
I-December 2014	J.P. Morgan Chase Commercial C	D	12/26/2014			000000		
100 0000.121110.00	PCard A/P Control	J.P. Morgan Chase Co		142,188.19				142,188.19
001750	Riley McLendon, LLC II							
I-Sally Way YoungROW	Riley McLendon, LLC II	R	12/03/2014			018734		
350 4200.541400.00	Infrastructure	Riley McLendon, LLC		50,000.00				50,000.00
000008	CIT Technology Fin Serv Inc							
I-26105983	CIT Technology Fin Serv Inc	R	12/12/2014			018735		
100 1565.522300.00	Rentals	CIT Technology Fin S		733.00				733.00
000118	Peace Officers'							
I-December 2014	Peace Officers'	R	12/12/2014			018736		
100 0000.121300.15	POAB Deduction Payable	Peace Officers'		660.00				660.00
000138	Riley McLendon, LLC							
I-62536	Riley McLendon, LLC	R	12/12/2014			018737		
100 1530.521200.01	Prof Svcs-Legal	Riley McLendon, LLC		12,500.00				
I-62537	Riley McLendon, LLC	R	12/12/2014			018737		
100 1530.521200.02	Prof Svcs-Litigation	Riley McLendon, LLC		4,632.00				
I-62539	Riley McLendon, LLC	R	12/12/2014			018737		
350 4200.541400.00	Infrastructure	Riley McLendon, LLC		329.00				
I-62540	Riley McLendon, LLC	R	12/12/2014			018737		
560 4320.521200.09	Prof Svcs-Stormwater	Riley McLendon, LLC		226.18				17,687.18
000149	AT&T							
I-December 2014	AT&T	R	12/12/2014			018738		
100 1535.523200.00	Communications	AT&T		124.08				124.08
000150	Fidelity Security Life Insuran							
I-9348523	Fidelity Security Life Insuran	R	12/12/2014			018739		
100 0000.121300.12	EE-Vision Payable	Fidelity Security Li		403.36				403.36
000156	Powell, Hugh R							
I-1978	Powell, Hugh R	R	12/12/2014			018740		
100 2650.521200.00	Prof Svcs	Powell, Hugh R		1,050.00				1,050.00

VENDOR SET: 01 City of Dunwoody, GA
 BANK: 03 Suntrust Disbursement Acc
 DATE RANGE: 12/01/2014 THRU 12/31/2014

#G.6.

VENDOR I.D.	NAME	STATUS	CHECK DATE	AMOUNT	DISCOUNT	CHECK NO	CHECK STATUS	CHECK AMOUNT
000163	Metro Materials Inc.							
I-37525	Metro Materials Inc.	R	12/12/2014			018741		
100 4200.531100.00	Supplies			840.38				
I-37604	Metro Materials Inc.	R	12/12/2014			018741		
100 4200.531100.00	Supplies			513.04				1,353.42
000165	Vulcan Materials Company							
I-11043912	Vulcan Materials Company	R	12/12/2014			018742		
100 4200.531100.00	Supplies			560.77				
I-21212011557	Vulcan Materials Company	R	12/12/2014			018742		
560 4320.531100.00	Supplies			437.50				
I-21212011610	Vulcan Materials Company	R	12/12/2014			018742		
560 4320.531100.00	Supplies			437.50				1,435.77
000206	Georgia Power							
I-09153-15043/Nov 14	Georgia Power	R	12/12/2014			018743		
100 6200.531230.00	Utilities			24.49				24.49
000206	Georgia Power							
I-15158-51225/Nov 14	Georgia Power	R	12/12/2014			018744		
100 6200.531230.00	Utilities			532.85				532.85
000206	Georgia Power							
I-24953-72008/Nov 14	Georgia Power	R	12/12/2014			018745		
100 6200.531230.00	Utilities			334.64				334.64
000206	Georgia Power							
I-26354-99019/Nov 14	Georgia Power	R	12/12/2014			018746		
100 6200.531230.00	Utilities			48.34				48.34
000206	Georgia Power							
I-November 2014	Georgia Power	R	12/12/2014			018747		
100 4100.531230.00	Electricity			37,170.58				
100 6200.531230.00	Utilities			5,321.15				42,491.73
000228	Wildcat Striping and Sealing C							
I-52726	Wildcat Striping and Sealing C	R	12/12/2014			018748		
100 4100.522200.00	Repairs & Maintenance			2,809.00				2,809.00
000262	Dunwoody Chamber of Commerce I							
I-6214	Dunwoody Chamber of Commerce I	R	12/12/2014			018749		
100 7500.523300.00	Advertising			200.00				200.00

VENI #G.6. 01 City of Dunwoody, GA
BANK. 03 Suntrust Disbursement Acc

DATE RANGE:12/01/2014 THRU 12/31/2014

VENDOR I.D.	NAME	STATUS	CHECK DATE	AMOUNT	DISCOUNT	CHECK NO	CHECK STATUS	CHECK AMOUNT
000284	Aflac							
I-040304	Aflac	R	12/12/2014			018750		
100 0000.121300.18	AFLAC Deductions Payable	Aflac		1,303.72				1,303.72
000301	Joseph Aczel Photography							
I-10/1/2014	Joseph Aczel Photography	R	12/12/2014			018751		
100 1570.521200.00	Professional Services	Joseph Aczel Photogr		1,950.00				1,950.00
000331	Tyler Technologies, Inc							
I-025-110815	Tyler Technologies, Inc	R	12/12/2014			018752		
100 2650.522200.00	Repairs & Maintenance	Tyler Technologies,		200.00				200.00
001009	Kimley-Horn and Associates, In							
I-019124000-1014	Kimley-Horn and Associates, In	R	12/12/2014			018753		
350 4200.541400.00	Infrastructure	Kimley-Horn and Asso		5,569.95				
I-019124002-1014	Kimley-Horn and Associates, In	R	12/12/2014			018753		
350 6200.541200.00	Site improvements	Kimley-Horn and Asso		10,694.21				16,264.16
001023	Victoria Clearfield							
I-November 2014	Victoria Clearfield	R	12/12/2014			018754		
100 2650.521300.00	Technical Svcs	Victoria Clearfield		960.00				960.00
001086	Schiff Hardin LLP							
I-1948634	Schiff Hardin LLP	R	12/12/2014			018755		
100 1530.521200.02	Prof Svcs-Litigation	Schiff Hardin LLP		3,370.84				3,370.84
001107	TerraMark							
I-T2014-079-8027	TerraMark	R	12/12/2014			018756		
560 4320.522200.00	Repairs & Maintenance	TerraMark		808.75				
I-T2014-138-7975	TerraMark	R	12/12/2014			018756		
560 4320.521200.09	Prof Svcs-Stormwater	TerraMark		13,450.00				14,258.75
001120	ESRI, Inc.							
I-25654138	ESRI, Inc.	R	12/12/2014			018757		
100 0000.113800.00	Prepaid Items	ESRI, Inc.		11,200.00				11,200.00
001136	Sky Design							
I-0040810	Sky Design	R	12/12/2014			018758		
350 4200.521200.00	Professional Services	Sky Design		770.00				770.00
001170	Hasley Recreation, Inc.							
I-14-449	Hasley Recreation, Inc.	R	12/12/2014			018759		
100 6200.531100.00	Supplies	Hasley Recreation, I		23,208.00				23,208.00

VENDOR SET: 01 City of Dunwoody, GA
 BANK: 03 Suntrust Disbursement Acc
 DATE RANGE: 12/01/2014 THRU 12/31/2014

#G.6.

VENDOR I.D.	NAME	STATUS	CHECK DATE	AMOUNT	DISCOUNT	CHECK NO	CHECK STATUS	CHECK AMOUNT
001187	APG PCE, LLC							
I-PC41-100/Dec 14	APG PCE, LLC	R	12/12/2014			018760		
100 1565.531230.00	Electricity	APG PCE, LLC		594.90				594.90
001221	CSU Command College							
I-Human Resource Mgm	CSU Command College	R	12/12/2014			018761		
100 3200.523700.00	Education & Training	CSU Command College		950.00				950.00
001274	Nova Engineering and Environme							
I-0101922	DVP CONST MATERIALS TEST	R	12/12/2014			018762		
350 4200.541400.00	Infrastructure	DVP CONST MATERIALS		4,470.00				4,470.00
001275	LMI Systems, Inc							
I-1049421	LMI Systems, Inc	R	12/12/2014			018763		
100 6200.522200.06	R&M-Parks	LMI Systems, Inc		414.00				414.00
001281	Phase 3 Marketing & Communicat							
I-0072779-IN	Phase 3 Marketing & Communicat	R	12/12/2014			018764		
100 1570.521200.00	Professional Services	Phase 3 Marketing &		2,909.18				2,909.18
001305	CoStar Realty Information, Inc							
I-102605257	CoStar Realty Information, Inc	R	12/12/2014			018765		
100 7500.521300.00	Technical Services	CoStar Realty Inform		7,860.36				7,860.36
001328	LexisNexis Risk Data Managemen							
I-1502895-20141130	LexisNexis Risk Data Managemen	R	12/12/2014			018766		
100 1511.521300.00	Technical Services	LexisNexis Risk Data		50.00				50.00
001333	E. Harriman Construction, Inc.							
I-1202-14	E. Harriman Construction, Inc.	R	12/12/2014			018767		
100 6200.522200.06	R&M-Parks	E. Harriman Construc		701.49				701.49
001345	JEL Consulting Group, LLC							
I-212	JEL Consulting Group, LLC	R	12/12/2014			018768		
100 7500.521200.00	Professional Services	JEL Consulting Group		2,500.00				2,500.00
001415	Rite Way							
I-365174	Rite Way	R	12/12/2014			018769		
100 6200.522200.06	R&M-Parks	Rite Way		1,621.32				1,621.32
001430	John Deere Landscapes, Inc							
I-70405339	John Deere Landscapes, Inc	R	12/12/2014			018770		
100 4200.531100.00	Supplies	John Deere Landscape		489.00				489.00

VENI #G.6. 01 City of Dunwoody, GA
 BANK. 03 Suntrust Disbursement Acc

DATE RANGE:12/01/2014 THRU 12/31/2014

VENDOR I.D.	NAME	STATUS	CHECK DATE	AMOUNT	DISCOUNT	CHECK NO	CHECK STATUS	CHECK AMOUNT
001444	Kenneth Wickham							
I-11/19/2014	Kenneth Wickham	R	12/12/2014			018771		
100 2650.521200.00	Prof Svcs	Kenneth Wickham		350.00				
I-12/3/2014	Kenneth Wickham	R	12/12/2014			018771		
100 2650.521200.00	Prof Svcs	Kenneth Wickham		350.00				700.00
001484	URS Corporation							
I-6097765	URS Corporation	R	12/12/2014			018772		
350 4200.541400.00	Infrastructure	URS Corporation		28,971.58				28,971.58
001492	James Duncan and Associates, I							
I-386-14-05	James Duncan and Associates, I	R	12/12/2014			018773		
100 7000.521200.00	Prof Svcs	James Duncan and Ass		3,310.00				3,310.00
001504	American Engineers, Inc							
I-94760	American Engineers, Inc	R	12/12/2014			018774		
350 4200.541400.00	Infrastructure	American Engineers,		8,137.50				8,137.50
001517	Southern Premier Contractors,							
I-DUN-236	1644 DAMON CT	R	12/12/2014			018775		
560 4320.522200.00	Repairs & Maintenance	CCTV & CLEANING OF P		2,245.00				
I-DUN-237	2374 FENHURST PLACE	R	12/12/2014			018775		
560 4320.522200.00	Repairs & Maintenance	2374 FENHURST PLACE		95,942.62				98,187.62
001542	Southeastern Engineering Inc (
I-15437	RFP 2014-11 STORM MGMT	R	12/12/2014			018776		
560 4320.522200.00	Repairs & Maintenance	RFP 2014-11 STORM MG		3,725.00				
I-15446	CDR MS4 CROSS-SECTION ALT	R	12/12/2014			018776		
350 4200.541400.00	Infrastructure	CDR MS4 CROSS-SECTIO		2,232.50				5,957.50
001625	5Guys Contracting, LLC							
I-1116-1	5Guys Contracting, LLC	R	12/12/2014			018777		
100 6200.522200.06	R&M-Parks	5Guys Contracting, L		11,250.00				
I-1203-1	5Guys Contracting, LLC	R	12/12/2014			018777		
100 6200.522200.06	R&M-Parks	5Guys Contracting, L		940.00				12,190.00
001656	De Lage Landen							
I-43615771	De Lage Landen	R	12/12/2014			018778		
100 3200.522300.00	Rentals	De Lage Landen		304.00				304.00
001673	Aerial Innovations of Ga., Inc							
I-44822	Aerial Innovations of Ga., Inc	R	12/12/2014			018779		
100 7000.521300.00	Technical Svcs	Aerial Innovations o		94.50				
I-44823	Aerial Innovations of Ga., Inc	R	12/12/2014			018779		
100 7000.521300.00	Technical Svcs	Aerial Innovations o		91.50				186.00

VENDOR SET: 01 City of Dunwoody, GA
 BANK: 03 Suntrust Disbursement Acc
 DATE RANGE:12/01/2014 THRU 12/31/2014

#G.6.

VENDOR I.D.	NAME	STATUS	CHECK DATE	AMOUNT	DISCOUNT	CHECK NO	CHECK STATUS	CHECK AMOUNT
001704	Technology Association of Geor							
I-PER15-1	Technology Association of Geor	R	12/12/2014			018780		
100 7500.523300.00	Advertising	Technology Associati		2,500.00				2,500.00
001721	Carr, Lawson, Cantrell & Assoc							
I-10241.3U1	Carr, Lawson, Cantrell & Assoc	R	12/12/2014			018781		
350 4200.541400.00	Infrastructure	Carr, Lawson, Cantre		1,250.00				
I-10241.5U1	Carr, Lawson, Cantrell & Assoc	R	12/12/2014			018781		
350 4200.541400.00	Infrastructure	Carr, Lawson, Cantre		625.00				1,875.00
001731	David Zagoria							
I-Jordan Mobley	David Zagoria	R	12/12/2014			018782		
100 2650.521200.04	Prof Svcs-Public Defender	David Zagoria		95.00				
I-Kevin Dressler	David Zagoria	R	12/12/2014			018782		
100 2650.521200.04	Prof Svcs-Public Defender	David Zagoria		95.00				190.00
001739	Kelly Michael Hundley, LLC							
I-234	Kelly Michael Hundley, LLC	R	12/12/2014			018783		
100 1530.521200.02	Prof Svcs-Litigation	Kelly Michael Hundle		60.00				60.00
001758	Corporate Health Partners, LLC							
I-3677	Corporate Health Partners, LLC	R	12/12/2014			018784		
100 1540.512900.00	Other Employment Benefits	Corporate Health Par		1,825.33				1,825.33
001766	Office Furniture Expo							
I-0174262	Office Furniture Expo	R	12/12/2014			018785		
100 1330.531100.00	Supplies	Office Furniture Exp		299.95				
I-0174288	Office Furniture Expo	R	12/12/2014			018785		
100 1540.531100.00	Supplies	Office Furniture Exp		299.95				
100 1320.531100.00	Supplies	Office Furniture Exp		269.95				
100 1530.531100.00	Supplies	Office Furniture Exp		299.95				1,169.80
001787	Optech RWM, LLC							
I-D1014	Optech RWM, LLC	R	12/12/2014			018786		
100 6200.522200.06	R&M-Parks	Optech RWM, LLC		19,564.50				
100 4200.522200.05	R&M - Right of Way Maint	Optech RWM, LLC		1,666.66				
100 4200.522200.01	R&M-Storm Damage Removal	Optech RWM, LLC		1,050.00				
I-D1114	Optech RWM, LLC	R	12/12/2014			018786		
100 6200.522200.06	R&M-Parks	Optech RWM, LLC		22,563.87				
100 4200.522200.05	R&M - Right of Way Maint	Optech RWM, LLC		1,666.66				46,511.69
001799	Colliers International - Atlan							
I-December 2014	Colliers International - Atlan	R	12/12/2014			018787		
100 0000.381100.00	Rental Commissions	Colliers Internation		362.25				362.25

VENI #G.6. 01 City of Dunwoody, GA
BANK. 03 Suntrust Disbursement Acc

DATE RANGE:12/01/2014 THRU 12/31/2014

VENDOR I.D.	NAME	STATUS	CHECK DATE	AMOUNT	DISCOUNT	CHECK NO	CHECK STATUS	CHECK AMOUNT
001813	A Creative Experience, LLC							
I-1001506	A Creative Experience, LLC	R	12/12/2014			018788		
100 1513.523400.00	Printing & Binding	A Creative Experienc		1,960.00				1,960.00
001820	Sharon Dickson, LLC							
I-October 2014	Sharon Dickson, LLC	R	12/12/2014			018789		
100 2650.521200.00	Prof Svcs	Sharon Dickson, LLC		700.00				700.00
001824	Veith Traffic Services, LLC							
I-3011-6	Veith Traffic Services, LLC	R	12/12/2014			018790		
100 4200.522200.03	R&M - Traffic Signals	Veith Traffic Servic		400.00				
I-3011-7	Veith Traffic Services, LLC	R	12/12/2014			018790		
100 4200.522200.03	R&M - Traffic Signals	Veith Traffic Servic		400.00				800.00
001825	Randstad US LP							
I-R16914837	Randstad US LP	R	12/12/2014			018791		
100 7000.522200.00	Repairs & Maintenance	Randstad US LP		543.75				
I-R16954122	Randstad US LP	R	12/12/2014			018791		
100 7000.522200.00	Repairs & Maintenance	Randstad US LP		673.00				
I-R16991944	Randstad US LP	R	12/12/2014			018791		
100 7000.522200.00	Repairs & Maintenance	Randstad US LP		537.50				1,754.25
001831	CDI-Infrastructure, LLC dba L.							
I-527464	CDI-Infrastructure, LLC dba L.	R	12/12/2014			018792		
215 3800.523200.00	Communications	CDI-Infrastructure,		740.00				740.00
001838	Sustainable Water Planning & E							
I-1004	Sustainable Water Planning & E	R	12/12/2014			018793		
560 4320.522200.00	Repairs & Maintenance	Sustainable Water Pl		2,650.00				
I-1007	Sustainable Water Planning & E	R	12/12/2014			018793		
560 4320.522200.00	Repairs & Maintenance	Sustainable Water Pl		2,650.00				5,300.00
001841	Ed Castro Landscape, Inc.							
I-Pay App 2	Ed Castro Landscape, Inc.	R	12/12/2014			018794		
350 4200.541400.00	Infrastructure	Ed Castro Landscape,		171,005.41				171,005.41
001845	American Design Specialties							
I-1	American Design Specialties	R	12/12/2014			018795		
100 6200.531100.00	Supplies	American Design Spec		3,500.00				3,500.00
001856	GCD & Associates, LLC							
I-Pay App 1	GCD & Associates, LLC	R	12/12/2014			018796		
100 6200.531100.00	Supplies	GCD & Associates, LL		15,016.50				15,016.50

VENDOR SET: 01 City of Dunwoody, GA

BANK: 03 Suntrust Disbursement Acc

#G.6.

DATE RANGE:12/01/2014 THRU 12/31/2014

VENDOR I.D.	NAME	STATUS	CHECK DATE	AMOUNT	DISCOUNT	CHECK NO	CHECK STATUS	CHECK AMOUNT
1	Law Enforcement Training							
I-1005	Law Enforcement Training:	R	12/12/2014			018797		
100 3200.523700.00	Education & Training	Law Enforcement Trai		460.00				460.00
1	Charles Oliver							
I-Charles Oliver	Charles Oliver:	R	12/12/2014			018798		
100 1320.523500.00	Travel	Charles Oliver:		392.00				392.00
1	Chris Cooke							
I-Chris Cooke	Chris Cooke:	R	12/12/2014			018799		
100 3200.521200.00	Prof Svcs	Chris Cooke:		150.00				150.00
1	E.C. Services, Inc							
I-EC Services	E.C. Services, Inc:	R	12/12/2014			018800		
100 0000.323100.00	Bldg Structures & Equipment	E.C. Services, Inc:		780.24				780.24
1	Humphries and Company							
I-Humphries & Co	Humphries and Company:	R	12/12/2014			018801		
100 0000.323100.00	Bldg Structures & Equipment	Humphries and Compan		5,201.60				5,201.60
1	Mark Magnuson							
I-Mark Magnuson	Mark Magnuson:	R	12/12/2014			018802		
100 3200.521200.00	Prof Svcs	Mark Magnuson:		100.00				100.00
1	McKenney's Inc							
I-McKenney's	McKenney's Inc:	R	12/12/2014			018803		
100 0000.323100.00	Bldg Structures & Equipment	McKenney's Inc:		1,560.48				1,560.48
1	Michael Starling							
I-Michael Starling(5	Michael Starling:	R	12/12/2014			018804		
100 7500.523500.00	Travel	Michael Starling:		6.50				
100 7500.531300.00	Food	Michael Starling:		162.40				168.90
1	Rebecca Keefer							
I-Rebecca Keefer (3)	Rebecca Keefer:	R	12/12/2014			018805		
100 7000.521300.00	Technical Svcs	Rebecca Keefer:		75.00				75.00
000010	GMA							
I-218211	GMA	R	12/19/2014			018806		
100 0000.113800.00	Prepaid Items	GMA		123,915.00				123,915.00
000094	WEX BANK							
I-39107436	WEX BANK	R	12/19/2014			018807		
100 3200.531270.00	Gasoline	WEX BANK		895.45				895.45

VENI #G.6. 01 City of Dunwoody, GA
 BANK. 03 Suntrust Disbursement Acc

DATE RANGE:12/01/2014 THRU 12/31/2014

VENDOR I.D.	NAME	STATUS	CHECK DATE	AMOUNT	DISCOUNT	CHECK NO	CHECK STATUS	CHECK AMOUNT
000129	Verizon Wireless Services LLC							
I-9735425427	Verizon Wireless	R	12/19/2014			018808		
100 3200.523200.00	Communications	Verizon Wireless		163.08				163.08
000138	Riley McLendon, LLC							
I-62538	Riley McLendon, LLC	R	12/19/2014			018809		
100 2650.521200.03	Prof Svcs-Court Solicitor	Riley McLendon, LLC		4,770.00				4,770.00
000149	AT&T							
I-Dec 2014	AT&T	R	12/19/2014			018810		
100 1535.523200.00	Communications	AT&T		117.65				117.65
000151	Wolfe, Timothy W.							
I-November 2014	Wolfe, Timothy W.	R	12/19/2014			018811		
100 2650.521200.00	Prof Svcs	Wolfe, Timothy W.		700.00				700.00
000160	Georgia Technology Authority							
I-924-660881114	Georgia Technology Authority	R	12/19/2014			018812		
100 3200.521300.00	Technical Svcs	Georgia Technology A		39.41				39.41
000163	Metro Materials Inc.							
I-37672	Metro Materials Inc.	R	12/19/2014			018813		
100 4200.531100.00	Supplies	Metro Materials Inc.		354.41				
I-37751	Metro Materials Inc.	R	12/19/2014		3.32CR	018813		
100 4200.531100.00	Supplies	Metro Materials Inc.		162.87				517.28
000165	Vulcan Materials Company							
I-21212012332	Vulcan Materials Company	R	12/19/2014			018814		
560 4320.531100.00	Supplies	Vulcan Materials Com		326.25				
I-21212012532	Vulcan Materials Company	R	12/19/2014			018814		
560 4320.531100.00	Supplies	Vulcan Materials Com		480.75				807.00
000183	Sprint							
I-LCI-221899	Sprint	R	12/19/2014			018815		
100 3200.521300.00	Technical Svcs	Sprint		30.00				30.00
000196	Georgia Management Agency, Inc							
I-58751	Georgia Management Agency, Inc	R	12/19/2014			018816		
100 4200.522200.03	R&M - Traffic Signals	Georgia Management A		12,659.30				
I-58776	Georgia Management Agency, Inc	R	12/19/2014			018816		
100 4200.522200.03	R&M - Traffic Signals	Georgia Management A		14,798.58				
I-58810	Georgia Management Agency, Inc	R	12/19/2014			018816		
100 4200.522200.03	R&M - Traffic Signals	Georgia Management A		11,932.95				
I-58829	Georgia Management Agency, Inc	R	12/19/2014			018816		
100 4200.522200.03	R&M - Traffic Signals	Georgia Management A		12,570.71				
I-58879	Georgia Management Agency, Inc	R	12/19/2014			018816		
100 4200.522200.03	R&M - Traffic Signals	Georgia Management A		13,113.22				
I-58934	Georgia Management Agency, Inc	R	12/19/2014			018816		

VENDOR SET: 01 City of Dunwoody, GA

BANK: 03 Suntrust Disbursement Acc

#G.6.

DATE RANGE:12/01/2014 THRU 12/31/2014

VENDOR I.D.	NAME	STATUS	CHECK DATE	AMOUNT	DISCOUNT	CHECK NO	CHECK STATUS	CHECK AMOUNT
000196	Georgia Management AgeCONT							
I-58934	Georgia Management Agency, Inc	R	12/19/2014			018816		
560 4320.521200.09	Prof Svcs-Stormwater			26,161.24				
100 4200.522200.02	R&M - Street Maintenance			49,006.00				
I-58935	Georgia Management Agency, Inc	R	12/19/2014			018816		
100 4200.522200.03	R&M - Traffic Signals			15,124.38				
I-58940	Georgia Management Agency, Inc	R	12/19/2014			018816		
100 4200.522200.02	R&M - Street Maintenance			3,250.00				158,616.38
000211	GIRMA							
I-215833	GIRMA	R	12/19/2014			018817		
100 3200.523100.01	Claims			628.10				628.10
000211	GIRMA							
I-215834	GIRMA	R	12/19/2014			018818		
100 3200.523100.01	Claims			575.13				575.13
000211	GIRMA							
I-215886	GIRMA	R	12/19/2014			018819		
100 3200.523100.01	Claims			52.00				52.00
000211	GIRMA							
I-217579	GIRMA	R	12/19/2014			018820		
100 3200.523100.01	Claims			7,217.43				7,217.43
000211	GIRMA							
I-217620	GIRMA	R	12/19/2014			018821		
100 3200.523100.01	Claims			1,000.00				1,000.00
000245	FedEx							
I-2-848-38330	FedEx	R	12/19/2014			018822		
100 3200.523200.00	Communications			33.22				
I-2-856-59533	FedEx	R	12/19/2014			018822		
100 3200.523200.00	Communications			32.48				
I-2-863-03573	FedEx	R	12/19/2014			018822		
100 3200.523200.00	Communications			46.03				111.73
000269	DeKalb County Georgia							
I-6305611/Nov 2014	DeKalb County Georgia	R	12/19/2014			018823		
100 6200.531230.00	Utilities			58.45				
I-6305655/Nov 2014	DeKalb County Georgia	R	12/19/2014			018823		
100 6200.531230.00	Utilities			75.88				
I-6305677/Nov 2014	DeKalb County Georgia	R	12/19/2014			018823		
100 6200.531230.00	Utilities			316.43				
I-6305688/Nov 2014	DeKalb County Georgia	R	12/19/2014			018823		
100 6200.531230.00	Utilities			28.01				
I-6563314/Dec 2014	DeKalb County Georgia	R	12/19/2014			018823		
100 6200.531230.00	Utilities			9.50				488.27

VENI #G.6. 01 City of Dunwoody, GA
BANK. 03 Suntrust Disbursement Acc

DATE RANGE:12/01/2014 THRU 12/31/2014

VENDOR I.D.	NAME	STATUS	CHECK DATE	AMOUNT	DISCOUNT	CHECK NO	CHECK STATUS	CHECK AMOUNT
000313	Atlanta Area Council							
I-Youth Applicants	Atlanta Area Council	R	12/19/2014			018824		
100 3200.531100.01	Supplies-Explorer Program	Atlanta Area Council		464.00				464.00
001029	Georgia Local Government Perso							
I-2015 Membership	Georgia Local Government Perso	R	12/19/2014			018825		
100 1540.523600.00	Dues & Fees	Georgia Local Govern		50.00				50.00
001097	US Department of Homeland Secu							
I-SAVE-341442	US Department of Homeland Secu	R	12/19/2014			018826		
100 1516.521300.00	Technical Services	US Department of Hom		25.00				25.00
001187	APG PCE, LLC							
I-PC41-100/Jan 2015	APG PCE, LLC	R	12/19/2014			018827		
100 0000.113800.00	Prepaid Items	APG PCE, LLC		42,754.13				42,754.13
001274	Nova Engineering and Environme							
I-0102617	ROBERTS DR SIDEWALK TEST	R	12/19/2014			018828		
350 4200.541400.00	Infrastructure	ROBERTS DR SIDEWALK		1,935.50				1,935.50
001275	LMI Systems, Inc							
I-1049797	LMI Systems, Inc	R	12/19/2014			018829		
100 6200.522200.06	R&M-Parks	LMI Systems, Inc		2,359.90				
I-1049921	LMI Systems, Inc	R	12/19/2014			018829		
100 6200.522200.06	R&M-Parks	LMI Systems, Inc		1,445.00				
I-1049960	LMI Systems, Inc	R	12/19/2014			018829		
100 6200.522200.06	R&M-Parks	LMI Systems, Inc		227.50				4,032.40
001282	United Maintenance, Inc.							
I-220143	United Maintenance, Inc.	R	12/19/2014			018830		
100 6200.522200.06	R&M-Parks	United Maintenance,		328.10				328.10
001282	United Maintenance, Inc.							
I-220144	United Maintenance, Inc.	R	12/19/2014			018831		
100 6200.522200.06	R&M-Parks	United Maintenance,		840.00				840.00
001282	United Maintenance, Inc.							
I-220145	United Maintenance, Inc.	R	12/19/2014			018832		
100 6200.522200.06	R&M-Parks	United Maintenance,		1,161.40				1,161.40
001282	United Maintenance, Inc.							
I-220146	United Maintenance, Inc.	R	12/19/2014			018833		
100 6200.522200.06	R&M-Parks	United Maintenance,		80.00				80.00

VENDOR SET: 01 City of Dunwoody, GA

BANK: 03 Suntrust Disbursement Acc

#G.6.

DATE RANGE:12/01/2014 THRU 12/31/2014

VENDOR I.D.	NAME	STATUS	CHECK DATE	AMOUNT	DISCOUNT	CHECK NO	CHECK STATUS	CHECK AMOUNT
001316	Lose and Associates							
I-20141106	Lose and Associates	R	12/19/2014			018834		
350 6200.541200.00	Site improvements	Lose and Associates		7,602.55				7,602.55
001333	E. Harriman Construction, Inc.							
I-1210-14	E. Harriman Construction, Inc.	R	12/19/2014			018835		
100 6200.522200.06	R&M-Parks	E. Harriman Construc		1,288.00				1,288.00
001345	JEL Consulting Group, LLC							
I-209	JEL Consulting Group, LLC	R	12/19/2014			018836		
100 7500.521200.00	Professional Services	JEL Consulting Group		2,500.00				2,500.00
001385	Wolverton and Associates, Inc.							
I-39805	Survey/Construction Plan	R	12/19/2014			018837		
350 4200.541400.00	Infrastructure	Survey/Construction		4,496.56				
I-39814	Wolverton and Associates, Inc.	R	12/19/2014			018837		
350 4200.541400.00	Infrastructure	Wolverton and Associ		2,648.49				7,145.05
001444	Kenneth Wickham							
I-12/10/2014	Kenneth Wickham	R	12/19/2014			018838		
100 2650.521200.00	Prof Svcs	Kenneth Wickham		350.00				350.00
001477	Gresham, Smith and Partners							
I-26	Gresham, Smith and Partners	R	12/19/2014			018839		
350 4200.541400.00	Infrastructure	Gresham, Smith and P		141.04				141.04
001484	URS Corporation							
I-6125262	URS Corporation	R	12/19/2014			018840		
250 4002.541400.14	TAP-Infrastructure	URS Corporation		26,864.10				26,864.10
001496	Fisher Broyles							
I-56507	Fisher Broyles	R	12/19/2014			018841		
960 6200.541200.00	Site improvements	Fisher Broyles		217.25				
I-57071	Fisher Broyles	R	12/19/2014			018841		
960 6200.541200.00	Site improvements	Fisher Broyles		657.25				874.50
001505	Cityworks Azteca Systems, Inc							
I-10068	Cityworks Azteca Systems, Inc	R	12/19/2014			018842		
100 4100.521300.00	Technical Services	Cityworks Azteca Sys		11,390.00				11,390.00
001508	Atlanta Business Chronicle							
I-15982	Atlanta Business Chronicle	R	12/19/2014			018843		
100 1570.523300.00	Advertising	Atlanta Business Chr		5,750.00				
I-16171	Atlanta Business Chronicle	R	12/19/2014			018843		
100 1570.523300.00	Advertising	Atlanta Business Chr		2,892.40				8,642.40

VENI #G.6. 01 City of Dunwoody, GA
 BANK. 03 Suntrust Disbursement Acc

DATE RANGE:12/01/2014 THRU 12/31/2014

VENDOR I.D.	NAME	STATUS	CHECK DATE	AMOUNT	DISCOUNT	CHECK NO	CHECK STATUS	CHECK AMOUNT
001542	Southeastern Engineering Inc (
I-15176	Southeastern Engineering Inc (R	12/19/2014			018844		
350 4200.541400.00	Infrastructure		Southeastern Enginee	5,625.00				
I-15541	Southeastern Engineering Inc (R	12/19/2014			018844		
560 4320.521200.09	Prof Svcs-Stormwater		Southeastern Enginee	1,862.50				7,487.50
001557	Enterprise Leasing Company of							
I-8LJBOP	Enterprise Leasing Company of	R	12/19/2014			018845		
100 3200.531100.01	Supplies-Explorer Program		Enterprise Leasing C	165.54				165.54
001565	Georgia Development Partners,							
I-201412162671	DNC PIPE 10/15/14	R	12/19/2014			018846		
560 4320.522200.00	Repairs & Maintenance		DNC PIPE 10/15/14	25,013.78				
I-WQ011-01	MT VERNON RD	R	12/19/2014			018846		
560 4320.522200.00	Repairs & Maintenance		MT VERNON RD	47,199.83				
560 4320.522200.00	Repairs & Maintenance		MT VERNON RD	4,886.81				77,100.42
001617	Johnson Landscape, Inc. dba Ve							
I-CSTEE-0009-0028-10	Johnson Landscape, Inc. dba Ve	R	12/19/2014			018847		
350 4200.541400.00	Infrastructure		Johnson Landscape, I	230,106.58				230,106.58
001687	Mary Trantow							
I-141212	Mary Trantow	R	12/19/2014			018848		
100 1565.531100.00	Supplies		Mary Trantow	1,272.22				1,272.22
001690	Oldcastle Precast Inc.							
I-410128000	Oldcastle Precast Inc.	R	12/19/2014			018849		
560 4320.531100.00	Supplies		Oldcastle Precast In	367.45				367.45
001712	Mulkey, Inc.							
I-2014066.00-4	Mulkey, Inc.	R	12/19/2014			018850		
350 4200.541400.00	Infrastructure		Mulkey, Inc.	11,555.00				11,555.00
001719	Perimeter Community Improvemen							
I-PCID 10853(7)	Perimeter Community Improvemen	R	12/19/2014			018851		
250 4002.522200.12	Repairs & Maintenance - PTO		Perimeter Community	45,141.79				
I-PCID 12615(1)	Perimeter Community Improvemen	R	12/19/2014			018851		
250 4006.541400.14	Bike Impl Plan-Infrastructure		Perimeter Community	428.45				45,570.24
001731	David Zagoria							
I-Alexander Walton	David Zagoria	R	12/19/2014			018852		
100 2650.521200.04	Prof Svcs-Public Defender		David Zagoria	95.00				
I-Leah Mills	David Zagoria	R	12/19/2014			018852		
100 2650.521200.04	Prof Svcs-Public Defender		David Zagoria	60.00				
I-Rashad Haywood	David Zagoria	R	12/19/2014			018852		
100 2650.521200.04	Prof Svcs-Public Defender		David Zagoria	60.00				215.00

VENDOR SET: 01 City of Dunwoody, GA
 BANK: 03 Suntrust Disbursement Acc
 DATE RANGE:12/01/2014 THRU 12/31/2014

#G.6.

VENDOR I.D.	NAME	STATUS	CHECK DATE	AMOUNT	DISCOUNT	CHECK NO	CHECK STATUS	CHECK AMOUNT
001732	AT&T Mobility II LLC							
I-070155-0914	AT&T Mobility Attn: Tina Fisch	R	12/19/2014			018853		
215 3800.523200.00	Communications	AT&T Mobility Attn:		6,018.00				6,018.00
001756	Georgia Snacks							
I-114	Georgia Snacks	R	12/19/2014			018854		
100 1540.512900.00	Other Employment Benefits	Georgia Snacks		800.00				800.00
001775	Tri Scapes, Inc.							
I-Retainage #1	Tri Scapes, Inc.	R	12/19/2014			018855		
350 6200.541200.00	Site improvements	Tri Scapes, Inc.		66,600.00				66,600.00
001784	Peak Democracy, Inc.							
I-453	Peak Democracy, Inc.	R	12/19/2014			018856		
100 1570.521300.00	Technical Services	Peak Democracy, Inc.		2,250.00				2,250.00
001796	IPR Southeast LLC							
I-201412162669	2487 DUNKERRIN LANE	R	12/19/2014			018857		
560 4320.522200.00	Repairs & Maintenance	2487 DUNKERRIN LANE		60,795.69				
I-201412162670	4674 VILLAGE NORTH COURT	R	12/19/2014			018857		
560 4320.522200.00	Repairs & Maintenance	4674 VILLAGE NORTH C		19,851.50				80,647.19
001820	Sharon Dickson, LLC							
I-December 2014	Sharon Dickson, LLC	R	12/19/2014			018858		
100 2650.521200.00	Prof Svcs	Sharon Dickson, LLC		700.00				700.00
001825	Randstad US LP							
I-R17026811	Randstad US LP	R	12/19/2014			018859		
100 7000.522200.00	Repairs & Maintenance	Randstad US LP		750.00				750.00
001831	CDI-Infrastructure, LLC dba L.							
I-527832	CDI-Infrastructure, LLC dba L.	R	12/19/2014			018860		
215 3800.523200.00	Communications	CDI-Infrastructure,		3,552.00				3,552.00
001833	Marny Heit							
I-Cedric Thornton	Marny Heit	R	12/19/2014			018861		
100 2650.521200.04	Prof Svcs-Public Defender	Marny Heit		170.00				
I-Dana Jackson	Marny Heit	R	12/19/2014			018861		
100 2650.521200.04	Prof Svcs-Public Defender	Marny Heit		120.00				290.00
001835	Landscape Structures, Inc.							
I-INV-010408-ED	Landscape Structures, Inc.	R	12/19/2014			018862		
350 6200.541400.00	Infrastructure	Landscape Structures		114,861.85				114,861.85

VENI #G.6. 01 City of Dunwoody, GA
 BANK. 03 Suntrust Disbursement Acc

DATE RANGE:12/01/2014 THRU 12/31/2014

VENDOR I.D.	NAME	STATUS	CHECK DATE	AMOUNT	DISCOUNT	CHECK NO	CHECK STATUS	CHECK AMOUNT
001858	Georgia Xpress Lubes, Inc.dba							
I-17137	Georgia Xpress Lubes, Inc.dba	R	12/19/2014			018863		
100 3200.522200.02	Repairs & Maintenance-Vehicle		Georgia Xpress Lubes	49.99				
I-17205	Georgia Xpress Lubes, Inc.dba	R	12/19/2014			018863		
100 3200.522200.02	Repairs & Maintenance-Vehicle		Georgia Xpress Lubes	49.99				
I-17247	Georgia Xpress Lubes, Inc.dba	R	12/19/2014			018863		
100 3200.522200.02	Repairs & Maintenance-Vehicle		Georgia Xpress Lubes	49.99				
I-17390	Georgia Xpress Lubes, Inc.dba	R	12/19/2014			018863		
100 3200.522200.02	Repairs & Maintenance-Vehicle		Georgia Xpress Lubes	49.99				
I-17418	Georgia Xpress Lubes, Inc.dba	R	12/19/2014			018863		
100 3200.522200.02	Repairs & Maintenance-Vehicle		Georgia Xpress Lubes	69.98				
I-17492	Georgia Xpress Lubes, Inc.dba	R	12/19/2014			018863		
100 3200.522200.02	Repairs & Maintenance-Vehicle		Georgia Xpress Lubes	61.98				
I-17621	Georgia Xpress Lubes, Inc.dba	R	12/19/2014			018863		
100 3200.522200.02	Repairs & Maintenance-Vehicle		Georgia Xpress Lubes	49.99				
I-17628	Georgia Xpress Lubes, Inc.dba	R	12/19/2014			018863		
100 3200.522200.02	Repairs & Maintenance-Vehicle		Georgia Xpress Lubes	49.99				
I-17653	Georgia Xpress Lubes, Inc.dba	R	12/19/2014			018863		
100 3200.522200.02	Repairs & Maintenance-Vehicle		Georgia Xpress Lubes	67.03				
I-17728	Georgia Xpress Lubes, Inc.dba	R	12/19/2014			018863		
100 3200.522200.02	Repairs & Maintenance-Vehicle		Georgia Xpress Lubes	73.97				
I-17735	Georgia Xpress Lubes, Inc.dba	R	12/19/2014			018863		
100 3200.522200.02	Repairs & Maintenance-Vehicle		Georgia Xpress Lubes	73.97				
I-17851	Georgia Xpress Lubes, Inc.dba	R	12/19/2014			018863		
100 3200.522200.02	Repairs & Maintenance-Vehicle		Georgia Xpress Lubes	103.91				
I-17994	Georgia Xpress Lubes, Inc.dba	R	12/19/2014			018863		
100 3200.522200.02	Repairs & Maintenance-Vehicle		Georgia Xpress Lubes	49.99				
I-18246	Georgia Xpress Lubes, Inc.dba	R	12/19/2014			018863		
100 3200.522200.02	Repairs & Maintenance-Vehicle		Georgia Xpress Lubes	88.49				
I-18275	Georgia Xpress Lubes, Inc.dba	R	12/19/2014			018863		
100 3200.522200.02	Repairs & Maintenance-Vehicle		Georgia Xpress Lubes	49.99				
I-18416	Georgia Xpress Lubes, Inc.dba	R	12/19/2014			018863		
100 3200.522200.02	Repairs & Maintenance-Vehicle		Georgia Xpress Lubes	49.99				
I-18435	Georgia Xpress Lubes, Inc.dba	R	12/19/2014			018863		
100 3200.522200.02	Repairs & Maintenance-Vehicle		Georgia Xpress Lubes	64.98				
I-18476	Georgia Xpress Lubes, Inc.dba	R	12/19/2014			018863		
100 3200.522200.02	Repairs & Maintenance-Vehicle		Georgia Xpress Lubes	48.25				
I-18489	Georgia Xpress Lubes, Inc.dba	R	12/19/2014			018863		
100 3200.522200.02	Repairs & Maintenance-Vehicle		Georgia Xpress Lubes	49.99				
I-18494	Georgia Xpress Lubes, Inc.dba	R	12/19/2014			018863		
100 3200.522200.02	Repairs & Maintenance-Vehicle		Georgia Xpress Lubes	49.99				
I-18497	Georgia Xpress Lubes, Inc.dba	R	12/19/2014			018863		
100 3200.522200.02	Repairs & Maintenance-Vehicle		Georgia Xpress Lubes	64.98				
I-18679	Georgia Xpress Lubes, Inc.dba	R	12/19/2014			018863		
100 3200.522200.02	Repairs & Maintenance-Vehicle		Georgia Xpress Lubes	49.99				
I-18680	Georgia Xpress Lubes, Inc.dba	R	12/19/2014			018863		
100 3200.522200.02	Repairs & Maintenance-Vehicle		Georgia Xpress Lubes	70.98				1,388.40

VENDOR SET: 01 City of Dunwoody, GA
 BANK: 03 Suntrust Disbursement Acc
 DATE RANGE:12/01/2014 THRU 12/31/2014

#G.6.

VENDOR I.D.	NAME	STATUS	CHECK DATE	AMOUNT	DISCOUNT	CHECK NO	CHECK STATUS	CHECK AMOUNT
1	The Centered Body							
I-Centered Body	The Centered Body:	R	12/19/2014			018864		
100 0000.316100.00	Business & Occupation Tax	Miscellaneous Vendor		50.00				50.00
1	Sara Tabor							
I-Sara Tabor (3)	Sara Tabor:	R	12/19/2014			018865		
100 0000.347900.00	Pavilion Rentals	Sara Tabor:		200.00				200.00
000029	Low Engineers, LLC							
I-15169	Low Engineers. LLC	R	12/31/2014			018866		
100 4100.521100.01	Official/Admin Svcs	Low Engineers. LLC		21,250.00				
100 6200.521100.01	Official/Admin Svcs	Low Engineers. LLC		10,416.65				
560 4320.521200.09	Prof Svcs-Stormwater	Low Engineers. LLC		10,000.00				41,666.65
000277	DeKalb Superior Court							
I-18-359-01-025	DeKalb Superior Court	R	12/31/2014			018867		
350 4200.541400.00	Infrastructure	DeKalb Superior Cour		19,000.00				19,000.00
001856	GCD & Associates, LLC							
I-Pay App 2	GCD & Associates, LLC	R	12/31/2014			018868		
350 6200.541200.00	Site improvements	GCD & Associates, LL		7,192.50				7,192.50
001861	EmpowerD Wellness							
I-Wellness Program	EmpowerD Wellness	R	12/31/2014			018869		
100 1540.512900.00	Other Employment Benefits	EmpowerD Wellness		3,315.00				3,315.00

* * T O T A L S * *	NO	INVOICE AMOUNT	DISCOUNTS	CHECK AMOUNT
REGULAR CHECKS:	136	1,780,273.17	3.32CR	1,780,269.85
HAND CHECKS:	0	0.00	0.00	0.00
DRAFTS:	14	638,087.87	0.00	638,087.87
EFT:	0	0.00	0.00	0.00
NON CHECKS:	0	0.00	0.00	0.00
VOID CHECKS:	0 VOID DEBITS	0.00		
	VOID CREDITS	0.00	0.00	0.00

TOTAL ERRORS: 0

VENI #G.6. 01 City of Dunwoody, GA
 BANK. 03 Suntrust Disbursement Acc

DATE RANGE:12/01/2014 THRU 12/31/2014

** G/L ACCOUNT TOTALS **

G/L ACCOUNT	NAME	AMOUNT
100 0000.113800.00	Prepaid Items	177,869.13
100 0000.121110.00	PCard A/P Control	142,188.19
100 0000.121300.12	EE-Vision Payable	403.36
100 0000.121300.15	POAB Deduction Payable	660.00
100 0000.121300.16	Flex Spending Ded Payable	6,137.95
100 0000.121300.18	AFLAC Deductions Payable	1,303.72
100 0000.316100.00	Business & Occupation Tax	50.00
100 0000.323100.00	Bldg Structures & Equipment	7,542.32
100 0000.347900.00	Pavilion Rentals	200.00
100 0000.381100.00	Rental Commissions	362.25
100 1320.523500.00	Travel	392.00
100 1320.531100.00	Supplies	269.95
100 1330.531100.00	Supplies	299.95
100 1511.521100.01	Official/Admin Svcs	104,166.38
100 1511.521300.00	Technical Services	50.00
100 1513.523400.00	Printing & Binding	1,960.00
100 1516.521300.00	Technical Services	25.00
100 1530.521200.01	Prof Svcs-Legal	12,500.00
100 1530.521200.02	Prof Svcs-Litigation	8,062.84
100 1530.531100.00	Supplies	299.95
100 1535.521100.01	Official/Admin Svcs	25,805.13
100 1535.523200.00	Communications	241.73
100 1540.512900.00	Other Employment Benefits	5,940.33
100 1540.523600.00	Dues & Fees	50.00
100 1540.531100.00	Supplies	299.95
100 1565.522300.00	Rentals	733.00
100 1565.531100.00	Supplies	1,272.22
100 1565.531230.00	Electricity	594.90
100 1570.521100.01	Official/Admin Svcs	24,915.25
100 1570.521200.00	Professional Services	4,859.18
100 1570.521300.00	Technical Services	2,250.00
100 1570.523300.00	Advertising	8,642.40
100 2650.521200.00	Prof Svcs	4,200.00
100 2650.521200.03	Prof Svcs-Court Solicitor	4,770.00
100 2650.521200.04	Prof Svcs-Public Defender	695.00
100 2650.521300.00	Technical Svcs	960.00
100 2650.522200.00	Repairs & Maintenance	200.00
100 3200.521200.00	Prof Svcs	250.00
100 3200.521300.00	Technical Svcs	821.66
100 3200.522200.02	Repairs & Maintenance-Vehicle	1,388.40
100 3200.522300.00	Rentals	304.00
100 3200.523100.01	Claims	9,472.66
100 3200.523200.00	Communications	274.81
100 3200.523700.00	Education & Training	1,410.00
100 3200.531100.01	Supplies-Explorer Program	629.54
100 3200.531270.00	Gasoline	14,068.17

VENDOR SET: 01 City of Dunwoody, GA
 BANK: 03 Suntrust Disbursement Acc
 DATE RANGE:12/01/2014 THRU 12/31/2014

#G.6.

** G/L ACCOUNT TOTALS **

G/L ACCOUNT	NAME	AMOUNT
100 4100.521100.01	Official/Admin Svcs	21,250.00
100 4100.521300.00	Technical Services	11,390.00
100 4100.522200.00	Repairs & Maintenance	2,809.00
100 4100.531230.00	Electricity	37,170.58
100 4200.522200.01	R&M-Storm Damage Removal	1,050.00
100 4200.522200.02	R&M - Street Maintenance	52,256.00
100 4200.522200.03	R&M - Traffic Signals	80,999.14
100 4200.522200.05	R&M - Right of Way Maint	3,333.32
100 4200.531100.00	Supplies	2,920.47
100 6200.521100.01	Official/Admin Svcs	10,416.65
100 6200.522200.06	R&M-Parks	64,785.08
100 6200.531100.00	Supplies	41,724.50
100 6200.531230.00	Utilities	6,749.74
100 7000.521100.01	Official/Admin Svcs	132,250.00
100 7000.521200.00	Prof Svcs	3,310.00
100 7000.521300.00	Technical Svcs	261.00
100 7000.522200.00	Repairs & Maintenance	2,504.25
100 7500.521200.00	Professional Services	5,000.00
100 7500.521300.00	Technical Services	7,860.36
100 7500.523300.00	Advertising	2,700.00
100 7500.523500.00	Travel	6.50
100 7500.531300.00	Food	162.40
	*** FUND TOTAL ***	1,070,700.31
215 3800.523200.00	Communications	10,310.00
215 3800.571000.00	Intergovernmental-E911	187,500.00
	*** FUND TOTAL ***	197,810.00
250 4002.522200.12	Repairs & Maintenance - PTOP	45,141.79
250 4002.541400.14	TAP-Infrastructure	26,864.10
250 4006.541400.14	Bike Impl Plan-Infrastructure	428.45
	*** FUND TOTAL ***	72,434.34
350 1565.541300.00	Buildings	1,200.00
350 4200.521200.00	Professional Services	770.00
350 4200.541400.00	Infrastructure	548,099.11
350 6200.541200.00	Site improvements	92,089.26
350 6200.541400.00	Infrastructure	114,861.85
	*** FUND TOTAL ***	757,020.22
560 4320.521200.09	Prof Svcs-Stormwater	51,699.92
560 4320.522200.00	Repairs & Maintenance	265,768.98
560 4320.531100.00	Supplies	2,049.45
	*** FUND TOTAL ***	319,518.35
960 6200.541200.00	Site improvements	874.50
	*** FUND TOTAL ***	874.50

VENDOR SET: 01	BANK: 03	TOTALS:	NO	INVOICE AMOUNT	DISCOUNTS	CHECK AMOUNT
			150	2,418,361.04	3.32CR	2,418,357.72
BANK: 03	TOTALS:		150	2,418,361.04	3.32CR	2,418,357.72

VENI #G.6. 01 City of Dunwoody, GA
BANK. 05 Suntrust Municipal Court

DATE RANGE:12/01/2014 THRU 12/31/2014

VENDOR I.D.	NAME	STATUS	CHECK DATE	AMOUNT	DISCOUNT	CHECK NO	CHECK STATUS	CHECK AMOUNT
000278	DeKalb State Court							
I-D00037003-04	DeKalb State Court	R	12/12/2014			202983		
745 0000.121500.01	Jail Bonds Payable	DeKalb State Court		908.00				908.00
000278	DeKalb State Court							
I-D00038679-80	DeKalb State Court	R	12/12/2014			202984		
745 0000.121500.01	Jail Bonds Payable	DeKalb State Court		1,300.00				1,300.00
1	ORZHEKHOVSKIY, VLADISLAV							
I-000201412052656	ORZHEKHOVSKIY, VLADISLAV:	R	12/12/2014			202985		
745 0000.121500.01	Jail Bonds Payable	Bond Refund:D0003963		552.00				552.00
1	KINI, ROHAN							
I-000201412052657	KINI, ROHAN:	R	12/12/2014			202986		
745 0000.121500.01	Jail Bonds Payable	Bond Refund:D0001326		175.00				175.00
1	SIMMONS, ERIC							
I-000201412052658	SIMMONS, ERIC:	R	12/12/2014			202987		
745 0000.121500.01	Jail Bonds Payable	Bond Refund:F36901		100.00				100.00
1	FRANCIS, BRIANNA D							
I-000201412052659	FRANCIS, BRIANNA D:	R	12/12/2014			202988		
745 0000.121500.01	Jail Bonds Payable	Cash Refund:D0003771		75.00				75.00
1	GUZMAN-VALVERDE, MIRNA							
I-000201412052660	GUZMAN-VALVERDE, MIRNA:	R	12/12/2014			202989		
745 0000.121500.01	Jail Bonds Payable	Bond Refund:D0001901		450.00				450.00
1	DEBNAM, CYNTHIA GAIL							
I-000201412052661	DEBNAM, CYNTHIA GAIL:	R	12/12/2014			202990		
745 0000.121500.01	Jail Bonds Payable	Bond Refund:D0003806		300.00				300.00
1	MCFARLANE, ADILIFU							
I-000201412052662	MCFARLANE, ADILIFU:	R	12/12/2014			202991		
745 0000.121500.01	Jail Bonds Payable	Bond Refund:P01222		50.00				50.00
1	MATLOCK, TARA							
I-000201412052663	MATLOCK, TARA:	R	12/12/2014			202992		
745 0000.121500.01	Jail Bonds Payable	Bond Refund:D0003908		150.00				
745 0000.121500.01	Jail Bonds Payable	Bond Refund:D0003908		580.00				730.00
1	KINI, TRISHNA							
I-000201412052664	KINI, TRISHNA:	R	12/12/2014			202993		
745 0000.121500.01	Jail Bonds Payable	Bond Refund:D0003963		730.00				
745 0000.121500.01	Jail Bonds Payable	Bond Refund:D0003963		150.00				880.00

VENDOR SET: 01 City of Dunwoody, GA
 BANK: 05 Suntrust Municipal Court
 DATE RANGE:12/01/2014 THRU 12/31/2014

#G.6.

VENDOR I.D.	NAME	STATUS	CHECK DATE	AMOUNT	DISCOUNT	CHECK NO	CHECK STATUS	CHECK AMOUNT
1	QUINTEROS, LUIS HUMBERTO							
I-000201412052665	QUINTEROS, LUIS HUMBERTO:	R	12/12/2014			202994		
745 0000.121500.01	Jail Bonds Payable			730.00				
745 0000.121500.01	Jail Bonds Payable			126.00				856.00
1	BAILEY, VERA							
I-000201412052666	BAILEY, VERA:	R	12/12/2014			202995		
745 0000.121500.01	Jail Bonds Payable			150.00				
745 0000.121500.01	Jail Bonds Payable			150.00				300.00
1	Amanda Rose Kennedy							
I-Amanda Kennedy	Amanda Rose Kennedy:	R	12/12/2014			202996		
745 0000.121500.01	Jail Bonds Payable			730.00				730.00
1	Cecily Simone Smothers							
I-Cecily Smothers	Cecily Simone Smothers:	R	12/12/2014			202997		
745 0000.121500.01	Jail Bonds Payable			4.00				4.00
1	Cherise Lanae Beasley							
I-Cherise Beasley	Cherise Lanae Beasley:	R	12/12/2014			202998		
745 0000.121500.01	Jail Bonds Payable			50.00				50.00
1	Daniel James Homrich							
I-Daniel Homrich	Daniel James Homrich:	R	12/12/2014			202999		
745 0000.121500.01	Jail Bonds Payable			80.00				80.00
1	Derrick Anthony Chin							
I-Derrick Chin	Derrick Anthony Chin:	R	12/12/2014			203000		
745 0000.121500.01	Jail Bonds Payable			700.00				700.00
1	Joel Michael Redding							
I-Joel Redding	Joel Michael Redding:	R	12/12/2014			203001		
745 0000.121500.01	Jail Bonds Payable			15.00				15.00
1	Lindy Ray Rogers							
I-Lindy Rogers	Lindy Ray Rogers:	R	12/12/2014			203002		
745 0000.121500.01	Jail Bonds Payable			950.00				950.00
000115	DeKalb County Jail							
I-November 2014	DeKalb County Jail	R	12/19/2014			203003		
745 0000.121800.00	Due to State Agencies			14.50				14.50
000116	DeKalb County Finance Dept.							
I-November 2014	DeKalb County Finance Dept.	R	12/19/2014			203004		
745 0000.121800.00	Due to State Agencies			4,680.10				4,680.10

VENDOR #G.6. 01 City of Dunwoody, GA
BANK. 05 Suntrust Municipal Court

DATE RANGE:12/01/2014 THRU 12/31/2014

VENDOR I.D.	NAME	STATUS	CHECK DATE	AMOUNT	DISCOUNT	CHECK NO	CHECK STATUS	CHECK AMOUNT
000118	Peace Officers'							
I-Nov 2014	Peace Officers'	R	12/19/2014			203005		
745 0000.121800.00	Due to State Agencies	Peace Officers'		4,593.17				4,593.17
000146	GSCCCA							
I-November 2014	GSCCCA	R	12/19/2014			203006		
745 0000.121800.00	Due to State Agencies	GSCCCA		19,069.87				19,069.87
001062	DeKalb Co Drug Abuse Treatment							
I-November 2014	DeKalb Co Drug Abuse Treatment	R	12/19/2014			203007		
745 0000.121800.00	Due to State Agencies	DeKalb Co Drug Abuse		754.57				754.57

* * T O T A L S * *	NO	INVOICE AMOUNT	DISCOUNTS	CHECK AMOUNT
REGULAR CHECKS:	25	38,317.21	0.00	38,317.21
HAND CHECKS:	0	0.00	0.00	0.00
DRAFTS:	0	0.00	0.00	0.00
EFT:	0	0.00	0.00	0.00
NON CHECKS:	0	0.00	0.00	0.00
VOID CHECKS:	0	VOID DEBITS 0.00		
		VOID CREDITS 0.00	0.00	0.00

TOTAL ERRORS: 0

** G/L ACCOUNT TOTALS **

G/L ACCOUNT	NAME	AMOUNT
745 0000.121500.01	Jail Bonds Payable	9,205.00
745 0000.121800.00	Due to State Agencies	29,112.21
	*** FUND TOTAL ***	38,317.21

VENDOR SET: 01	BANK: 05	TOTALS:	NO	INVOICE AMOUNT	DISCOUNTS	CHECK AMOUNT
			25	38,317.21	0.00	38,317.21
BANK: 05	TOTALS:		25	38,317.21	0.00	38,317.21

VENDOR SET: 01 City of Dunwoody, GA
 BANK: 06 PNC Municipal Court Cash
 DATE RANGE: 12/01/2014 THRU 12/31/2014

#G.6.

VENDOR I.D.	NAME	STATUS	CHECK DATE	AMOUNT	DISCOUNT	CHECK NO	CHECK STATUS	CHECK AMOUNT
001168	City of Dunwoody							
	I-November 2014		R 12/12/2014			000020		
	745 0000.121900.01	Due to Other Funds-100 (SYS)	City of Dunwoody	10,238.50				10,238.50

* * T O T A L S * *	NO	INVOICE AMOUNT	DISCOUNTS	CHECK AMOUNT
REGULAR CHECKS:	1	10,238.50	0.00	10,238.50
HAND CHECKS:	0	0.00	0.00	0.00
DRAFTS:	0	0.00	0.00	0.00
EFT:	0	0.00	0.00	0.00
NON CHECKS:	0	0.00	0.00	0.00
VOID CHECKS:	0	VOID DEBITS 0.00		
		VOID CREDITS 0.00	0.00	0.00

TOTAL ERRORS: 0

** G/L ACCOUNT TOTALS **

G/L ACCOUNT	NAME	AMOUNT
745 0000.121900.01	Due to Other Funds-100 (SYS)	10,238.50
	*** FUND TOTAL ***	10,238.50

VENDOR SET: 01	BANK: 06	TOTALS:	NO	INVOICE AMOUNT	DISCOUNTS	CHECK AMOUNT
			1	10,238.50	0.00	10,238.50
BANK: 06	TOTALS:		1	10,238.50	0.00	10,238.50
REPORT TOTALS:			181	2,497,413.01	3.32CR	2,497,409.69

#G.6.

SELECTION CRITERIA

VENDOR SET: 01-City of Dunwoody
 VENDOR: ALL
 BANK CODES: All
 FUNDS: All

CHECK SELECTION

CHECK RANGE: 000000 THRU 999999
 DATE RANGE: 12/01/2014 THRU 12/31/2014
 CHECK AMOUNT RANGE: 0.00 THRU 999,999,999.99
 INCLUDE ALL VOIDS: YES

PRINT OPTIONS

SEQUENCE: CHECK NUMBER

PRINT TRANSACTIONS: YES
 PRINT G/L: YES
 UNPOSTED ONLY: NO
 EXCLUDE UNPOSTED: YES
 MANUAL ONLY: NO
 STUB COMMENTS: NO
 REPORT FOOTER: NO
 CHECK STATUS: NO
 PRINT STATUS: * - All
