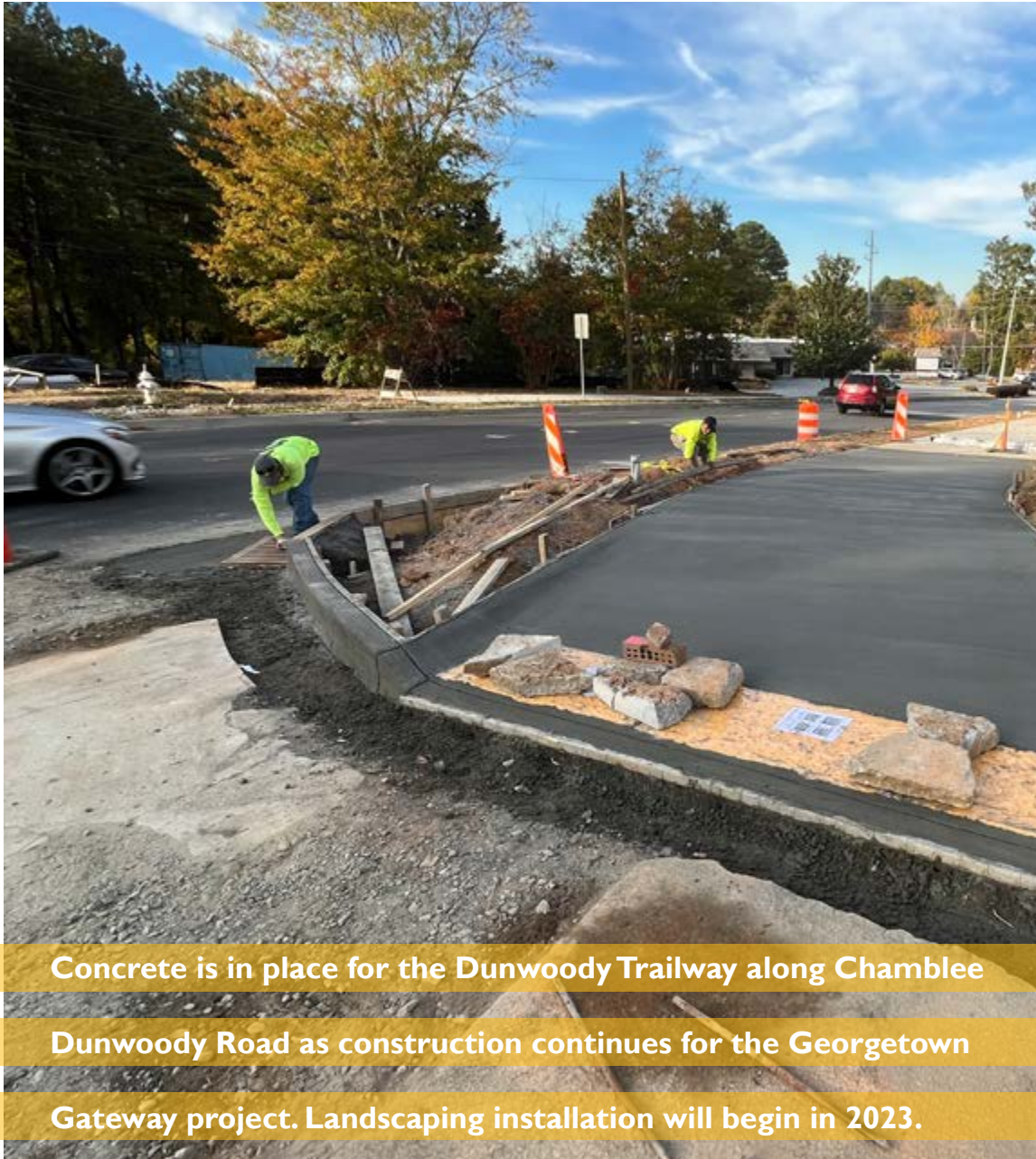




CITY OF DUNWOODY Quarterly Department Report

Q4 2022



Concrete is in place for the Dunwoody Trailway along Chamblee Dunwoody Road as construction continues for the Georgetown Gateway project. Landscaping installation will begin in 2023.

## Projects Started This Quarter

- Dunwoody Road Sidewalk Project
- Right-of-Way Acquisition for Mount Vernon Road at Tilly Mill Road Intersection Improvement
- Gateway Sign Final Design

## Ongoing Projects This Quarter

- Winters Chapel Road Path Phase I
- Georgetown Gateway
- Chamblee Dunwoody at Womack Intersection Improvement
- Spalding Drive Stormwater Pipe Upgrade

## Finished Projects This Quarter

- 2022 Pavement Resurfacing
- Perimeter Center West Pipe Lining

## Upcoming Dates

- Dunwoody Road Sidewalk utility relocation
- Right-of-Way Acquisition for Old Spring House Path



# DUNWOODY PUBLIC WORKS AT WORK



## 5 Quick-Build projects completed in 2022

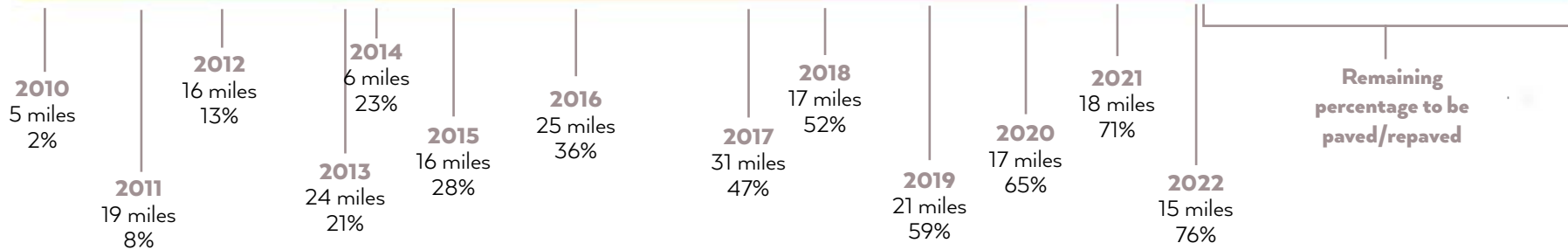
- A** Added landscaped island on Vernon Oaks Drive to calm traffic and decrease pedestrian crossing distance
- B** Removed secondary crosswalk on North Peachtree at Chesnut Elementary School to redirect pedestrians to the crosswalk with a crossing guard
- C** Added 325 feet of sidewalk on Dunwoody Park to connect to MARTA stop
- D** Extended existing sidewalk 200 feet to the apartments at the end of Ridgeview Road
- E** Narrowed the entrance to Hidden Branches Drive at Mount Vernon to calm traffic and decrease pedestrian crossing distance

Item	<i>Miles of road paved/ repaved.</i>												
Year	2010	2011	2012	2013	2014	2015	2016	2017	2018	2019	2020	2021	2022
<b>Annual</b>	5	19	16	24	6	16	25	31	17	21	17	18	15
<b>Total</b>	5	24	39	63	69	85	111	142	159	179	197	215	230
<b>Percent</b>	2%	8%	13%	21%	23%	28%	36%	47%	52%	59%	65%	71%	76%

Item	<i>Feet of sidewalks built.</i>												
Year	2011	2012	2013	2014	2015	2016	2017	2018	2019	2020	2021	2022	
<b>Annual</b>	3,100	7,530	14,182	9,885	7,525	11,715	2,220	2,470	4,880	300	10,600	975	
<b>Total</b>	3,100	10,630	24,812	34,697	42,222	53,937	56,157	58,627	63,507	63,807	74,407	75,382	

3/4+ Dunwoody roads have been paved or repaved since cityhood

15 miles scheduled for paving in 2023



Item	Number of service requests.															
Mon.	Jan	Feb	Mar	YTD	Apr	May	June	YTD	Jul	Aug	Sept	YTD	Oct	Nov	Dec	Year
2017	25	46	57	128	17	53	99	297	69	62	53	481	10	20	18	529
2018	60	70	54	184	49	82	80	395	48	75	80	598	49	47	43	737
2019	32	27	34	93	55	60	47	255	39	70	73	437	65	29	41	572
2020	65	50	92	207	56	50	60	373	62	93	51	579	84	62	31	756
2021	56	54	50	160	76	57	60	353	74	67	80	574	47	56	39	716
2022	43	44	43	130	59	54	53	296	65	69	59	489	53	43	49	634

Item	Number of storm water service requests.															
Mon.	Jan	Feb	Mar	YTD	Apr	May	Jun	YTD	Jul	Aug	Sept	YTD	Oct	Nov	Dec	Year
2017	15	6	4	25	9	6	11	51	14	8	6	79	15	12	2	108
2018	0	7	10	17	7	6	3	33	7	10	10	60	8	6	6	80
2019	8	1	3	12	6	6	10	34	5	4	4	47	6	7	4	64
2020	20	11	16	47	15	11	14	87	24	79	34	224	22	11	5	262
2021	12	6	17	35	19	18	10	82	13	8	23	126	6	7	8	147
2022	8	6	16	30	11	7	10	58	5	13	4	80	7	7	10	104



Path and sidewalk construction is nearing completion along the Winters Chapel Road corridor. Phase II, a partnership with Peachtree Corners, is in the preliminary design stage.



**Inclement weather moved Dunwoody's 2022 Veterans Day ceremony indoors to City Hall. More than 100 Dunwoody High School band,**

**orchestra and choir students performed from the lobby while speakers and audience members filled City Hall chambers.**

## Projects Started This Quarter

- Staff compiled department and partner events and programs for Winter/Spring '23 L.E.A.F. Parks & Rec Guide. Guide released January 12, 2023.
- The artist proposals are open for Black History Month and Women's History Month. A total of three submissions were received for Black History Month, including two new artists. The exhibit will run February 1 - 28 at the Brook Run Skate Park.

## Ongoing Projects This Quarter

- Two Bridges Park construction continues with Q1 2023 scheduled completion date. The playground installation and parking lot paving is complete. The splash pad and bathroom construction ongoing through December.
- The delivery of CXT bathroom for Waterford Park is scheduled for January 2023.

## Finished Projects This Quarter

- The service projects and LifeSouth bloodmobile confirmed for the 7th annual Martin Luther King Day of Service. The Souper Bowl of Caring food drive began December 1 at Holiday Lights and will run through January 16, 2023. The service projects will be held at Brook Run Park, Dunwoody Nature Center, and Spruill Center for the Arts the morning of January 16, 2023.
- The invasive plant removal completed, and planting list confirmed, for Two Bridges Park.



The first Halloween Pet Portraits event sold out with 40 pre-registered participants, plus five walk-ups. A portion of proceeds benefited the Brook Run Dog Park Association.



Dunwoody's third annual Holiday Lights was a sweet success. New event components featured additional concessions, adult beverages, and a kickoff of Letters to Santa and Letters for Seniors programs.


Park - related night and weekend events (Started Tracking in 2019)

Feb	Mar	YTD	Apr	May	Jun	YTD	Jul	Aug	Sept	YTD	Oct	Nov	Dec	Year
NA	NA	0	NA	NA	NA	0	2	3	2	7	3	1	1	12
3	0	4	0	0	0	4	0	0	0	4	1	1	1	7
0	0	1	0	2	1	4	2	2	1	9	0	2	1	12
3	1	4	1	3	2	10	2	3	1	16	3	1	1	21

Item	Number of Park service requests.															
Mon.	Jan	Feb	Mar	YTD	Apr	May	Jun	YTD	Jul	Aug	Sept	YTD	Oct	Nov	Dec	Year
2020	2	0	0	2	4	6	2	14	5	4	7	30	7	7	4	48
2021	25	37	42	104	24	26	19	173	25	32	28	258	8	5	6	277
2022	1	2	12	15	10	17	5	47	7	11	5	70	11	7	3	91



Playground installation and parking lot paving is complete for Two Bridges Park. The park is scheduled to open in first quarter 2023; the splashpad will open in late Spring.



# TRUCK OR TREAT October 27



Dunwoody Police Department, the Adrian Duke Project, and a large crowd helped close out the Dunwoody Food Truck Thursdays season with Parks and Rec's annual Truck or Treat event.



## Projects Started This Quarter

- The department filmed a Dunwoody Police Department recruitment video this quarter.
- All drivers are participating in an in-person defensive driving class.
- Berry Dunn conducted two rounds of interviews and ride-along with Officers, Council members, and others as part of their review of the department, as well as a community listening meeting.

## Finished Projects This Quarter

- The department received an Aftermath K9 grant of \$250.
- The department conducted three distracted driving details and issued 97 citations.
- The department participated in the National Prescription Take Back Initiative and collected a large number of prescription drugs.
- Officers transitioned to the new Glock 17 handguns equipped with advanced optics.
- More than 50 needy children were served through the Christmas for Kids program.
- The department served on a Sex Trafficking panel held at Dunwoody United Methodist Church.
- Sergeant Herbers and Sergeant Leach were promoted.
- The department participated in the See and Be Seen Campaign and the Truck or Treat event.
- The department participated in the Cops on Donut Shops event, raising \$5,000 for the athletes of Special Olympics Georgia.
- The new Flock License Plate Reader cameras were deployed.
- Conducted a Death by Overdose free community class to Dunwoody citizens on October 12.
- Participated in DeKalb FOP's Santa Cop Bowling Tournament, helping to raise funds for DeKalb children in need.
- Participated in I Care Atlanta's Thanksgiving Outreach event, providing nearly 60 meals to Dunwoody families in need.



Item	Number of calls.															
Mon.	Jan	Feb	Mar	YTD	Apr	May	Jun	YTD	Jul	Aug	Sept	YTD	Oct	Nov	Dec	Year
2017	5,116	4,858	5,468	15,442	5,004	4,763	5,145	30,354	4,680	5,740	5,501	46,275	5,811	5,340	4,515	61,941
2018	4,536	4,115	5,367	14,018	5,020	5,097	5,206	29,341	5,220	5,259	4,822	44,642	5,034	4,855	4,972	59,503
2019	5,865	5,622	5,917	17,404	5,220	5,456	5,241	33,321	5,493	5,386	4,305	48,505	5,814	5,933	5,264	65,516
2020	5,777	5,659	5,171	16,607	3,168	3,875	4,350	28,000	4,778	5,683	4,747	43,208	5,388	4,092	4,529	57,217
2021	4,369	4,225	4,182	12,776	3,838	3,661	3,784	24,059	3,846	3,783	3,455	35,143	3,518	3,645	3,844	46,150
2022	3,782	3,167	3,380	10,329	3,281	3,461	3,468	20,539	3,439	3,563	3,465	31,006	3,422	3,380	3,430	41,238

Item	Number of Priority 1 calls (Calls that require immediate response)															
Mon.	Jan	Feb	Mar	YTD	Apr	May	Jun	YTD	Jul	Aug	Sept	YTD	Oct	Nov	Dec	Year
2017	28	36	34	98	37	39	36	210	28	34	41	313	39	40	42	434
2018	54	41	31	126	38	36	39	239	41	49	52	381	45	46	51	523
2019	37	31	51	119	56	56	58	289	52	60	57	458	68	41	60	627
2020	50	43	42	135	-	2	29	166	41	43	49	299	41	44	43	427
2021	54	50	53	157	45	34	44	280	40	35	33	388	38	43	37	506
2022	26	29	35	90	29	43	30	192	36	26	53	307	32	36	52	427

Item	Number of alarm calls.															
Mon.	Jan	Feb	Mar	YTD	Apr	May	Jun	YTD	Jul	Aug	Sept	YTD	Oct	Nov	Dec	Year
2017	274	213	374	861	218	247	261	1,587	281	234	205	2,307	201	240	235	2,983
2018	245	268	297	810	293	301	301	1,705	322	277	287	2,591	270	274	273	3,408
2019	198	218	245	661	226	261	224	1,372	193	192	136	1,893	240	258	235	2,626
2020	205	205	154	564	130	128	162	984	160	167	163	1,474	197	182	195	2,048
2021	172	173	159	504	185	230	222	1,141	150	146	169	1,606	180	222	236	2,244
2022	229	155	190	574	178	176	198	1,126	167	202	204	1,699	180	183	267	2,329



Dunwoody Police Department raised \$5,000 for Special Olympics Georgia via the Cops on Donut Shops event.

A public poll inviting the community to vote for department K-9 units, garnered Honorable Mention and \$250 for Dunwoody Police Department.



Item	Number of Officer - initiated incidents.															
Mon.	Jan	Feb	Mar	YTD	Apr	May	Jun	YTD	Jul	Aug	Sept	YTD	Oct	Nov	Dec	Year
2017	3,040	2,825	3,159	9,024	3,765	2,612	3,069	18,470	2,467	3,652	3,464	28,053	3,869	3,438	2,501	37,861
2018	2,742	2,550	3,556	8,848	3,350	3,196	3,356	18,750	3,293	3,417	3,135	28,595	3,283	3,092	3,106	38,076
2019	4,249	3,998	4,184	12,431	3,431	3,519	3,446	22,827	3,984	3,903	2,852	33,566	3,879	4,015	3,258	44,718
2020	4,015	3,976	3,693	11,684	2,061	2,513	3,015	19,273	3,376	4,250	3,260	30,159	3,755	2,512	2,797	39,223
2021	2,772	2,789	2,526	8,087	2,184	1,934	1,933	14,138	2,066	1,986	1,762	19,952	1,765	1,895	1,982	25,594
2022	1,978	1,560	1,652	5,190	1,582	1,550	1,665	9,987	1,529	1,651	1,592	14,759	1,607	1,709	1,510	19,585

Item	Number of Part 1 violent crimes.															
Mon.	Jan	Feb	Mar	YTD	Apr	May	Jun	YTD	Jul	Aug	Sept	YTD	Oct	Nov	Dec	Year
2017	4	9	3	16	3	4	3	26	7	6	2	41	6	6	8	61
2018	8	3	5	16	2	4	7	29	6	11	11	57	8	4	9	78
2019	4	3	3	10	8	9	4	31	5	3	10	49	5	3	10	67
2020	5	2	6	13	5	5	10	33	6	7	11	57	5	9	6	77
2021	5	4	8	17	7	9	11	44	8	9	11	72	5	9	7	93
2022	10	8	10	28	8	13	5	54	9	8	11	82	4	10	8	104

Item	Number of Part 1 property crimes.															
Mon.	Jan	Feb	Mar	YTD	Apr	May	Jun	YTD	Jul	Aug	Sept	YTD	Oct	Nov	Dec	Year
2017	161	147	137	445	136	166	124	871	166	200	193	1,430	173	216	200	2,019
2018	168	142	172	482	154	178	180	994	182	184	156	1,516	180	155	208	2,059
2019	167	170	157	494	153	134	176	957	163	161	150	1,431	179	154	211	1,975
2020	172	126	116	414	42	83	84	623	101	97	103	924	139	147	181	1,391
2021	148	132	128	408	109	101	122	740	116	109	107	1,072	99	120	139	1,430
2022	131	94	119	344	140	113	126	723	147	112	130	1,112	123	122	128	1,485



Officers transitioned to new, advanced-optic Glock 17 handguns.

POLICE

FLOCK license plate readers deployed through city



DUNWOODY POLICE FILMED A RECRUITMENT VIDEO TO BE RELEASED IN 1Q 2023



DPD taught Halloween safety via the See and Be Seen program at October's Truck or Treat event



The PATH Foundation presented renderings and plans for the Dunwoody Trail Master Plan at Light Up Dunwoody in November.



## Projects Started This Quarter

- The construction has started on hotel, parking deck, and associated site work at the Campus 244 development. The work on the existing office building and addition is continuing.
- The Department has started the “Green Speak” lecture series focused on sustainability items. The first event was held at the Dunwoody Nature Center on November 7.
- The Department has submitted a grant application for a pedestrian connection between two residential streets.

## Ongoing Projects This Quarter

- The Trail Master Plan is proceeding. An open house took place in December that had 98 members of the public in attendance and provided insight into public preferences.
- Grubb Properties has submitted a rezoning and special land use permit application to add a nursing home to its properties on Perimeter Center East. The application is expected for review by the City Council in February.
- The construction on the remaining parcels of Perimeter Marketplace is continuing. The QuikTrip gas station and the retail building will be completed in February.
- The construction at High Street is progressing with both residential buildings topped out. The phased opening will begin in 2024.
- The Code Enforcement division has conducted two apartment sweeps and is continuing to oversee the implementation of fixes.
- The Community Development department is continuing to support the Economic Development department with the Edge City 2.0 project.

## Finished Projects This Quarter

- The Planning and Zoning Division, in partnership with the Police and Finance Departments, has introduced ideas for changes to the City’s alcohol licensing requirements to facilitate experiential retail providers.
- The Department has submitted a successful application and has been granted “Tree City” for the 10th year in a row.
- The department successfully planned and administered the 2022 household electronic waste recycling event and served 310 residents.



A public review of the Dunwoody Trail Master Plan was held Dec. 7 at City Hall with 98 in attendance.

**Next meeting:  
February 8**



Item	Number of plans received for review.															
Mon.	Jan	Feb	Mar	YTD	Apr	May	Jun	YTD	Jul	Aug	Sept	YTD	Oct	Nov	Dec	Year
2017	80	110	184	374	162	136	240	912	187	238	132	1,469	176	149	101	1,895
2018	148	162	247	557	109	115	115	896	158	148	94	1,296	126	144	85	1,651
2019	132	102	117	351	58	71	75	555	137	128	114	934	91	58	55	1,138
2020	202	247	298	747	227	172	310	1,456	249	201	276	2,182	104	70	94	2,450
2021	165	149	224	538	162	138	147	985	157	202	145	1,489	151	130	122	1,892
2022	139	145	191	475	141	187	202	1,005	120	173	129	1,427	117	115	107	1,766

Item	Number of inspections requested.															
Mon.	Jan	Feb	Mar	YTD	Apr	May	Jun	YTD	Jul	Aug	Sept	YTD	Oct	Nov	Dec	Year
2017	223	351	468	1,042	151	363	291	1,847	309	315	391	2,862	359	373	283	3,877
2018	282	337	334	953	465	428	385	2,231	369	445	345	3,390	353	340	325	4,408
2019	166	158	170	494	562	497	357	1,910	188	189	170	2,457	348	353	397	3,555
2020	359	345	320	1,024	355	301	327	2,007	339	330	316	2,992	183	231	155	3,561
2021	444	631	561	1,636	583	511	563	3,293	560	496	512	4,861	543	488	448	6,340
2022	441	526	695	1,662	622	630	639	3,553	611	597	523	5,284	574	604	407	6,869

Item	Number of permits issued.															
Mon.	Jan	Feb	Mar	YTD	Apr	May	Jun	YTD	Jul	Aug	Sept	YTD	Oct	Nov	Dec	Year
2017	92	74	83	249	100	125	121	595	129	129	110	963	106	101	75	1,245
2018	120	104	140	364	111	107	85	667	143	126	70	1,006	117	94	48	1,265
2019	114	106	103	323	89	136	92	640	112	128	117	997	115	70	58	1,240
2020	104	110	120	334	109	109	125	677	114	131	99	1,021	116	91	104	1,332
2021	99	135	190	424	130	107	123	784	114	153	95	1,146	153	92	84	1,475
2022	108	113	139	360	116	147	149	772	113	139	108	1,132	96	98	85	1,411

Item	Number of new code compliance complaints.															
Mon.	Jan	Feb	Mar	YTD	Apr	May	Jun	YTD	Jul	Aug	Sept	YTD	Oct	Nov	Dec	Year
2017	9	5	15	29	17	28	21	95	48	68	9	220	41	45	33	339
2018	19	23	16	58	29	29	31	89	38	42	22	102	18	15	50	185
2019	15	57	29	101	35	58	54	248	43	35	33	359	49	11	10	429
2020	17	24	54	95	57	92	112	356	60	80	38	534	46	9	24	613
2021	11	11	47	69	44	32	41	186	20	30	30	266	25	35	35	361
2022	46	38	30	114	60	57	80	311	64	78	51	504	35	29	24	592



The Dunwoody Sustainability Committee debuted Green Speak, a free speaker series, on Nov. 7 at the Dunwoody Nature Center. The initial presentation covered five directions for making the world greener:

- sustainable food/products
- energy/water efficiency
- recycling
- composting
- using alternate modes of transportation

# SUSTAINABILITY

310 Dunwoody residents recycled electronics at the department's Electronics Recycling event in October.





# CAMPUS 244

Site work and construction has begun on the hotel, parking deck at the Campus 244 development. The work on the existing office building and addition is continuing.

[Click for more details](#)



Several of High Street's commercial and residential buildings have topped out. Phased opening will begin early 2024.

Construction nears completion; the QuikTrip at Perimeter Marketplace to open in 1Q2023.





## Projects Started This Quarter

- Dunwoody Trail Master Plan: Coordinated public input opportunity at Light Up Dunwoody, supported Trails Open House, promoted online survey, created webpage
- Green Light Art Project: Created logo, press release, video
- StartSmart program for entrepreneurs- press release, social, ads on LinkedIn, Rough Draft, Aha Connection
- Reviewed bids for 2023 Community Survey

## Ongoing Projects This Quarter

- Dunwoody Digest: released Fall edition in October; produced Winter edition distributed in January
- Coordinated GreenSpeak program brand/registration for Community Development
- Distribution of new resident welcome packets – 100+ and counting
- Martin Luther King, Jr. Day of Service: Press release for Souper Bowl of Caring & service projects
- Youth City Council at Dunwoody High School: Mayor Deutsch, Council Member Catherine Lautenbacher and Council Member Price presented
- Graphic design: Edge City feedback, Nonprofit grants, Truck or Treat, Spalding detour maps, Vote for Hank & Ranger, Front Yard Tree program, Green Speak, Holiday Lights, Trail Talk & Park Talk, Dunwoody's 14th birthday, Development maps for Economic Development website, Sanitation changes, Digest social images, Fireworks rules, and more!
- Print ads: Monthly calendar ads for Dunwoody Crier and Dunwoody Reporter
- Videos: Created 13 videos with 44K total views; 5 Council meetings with 1184 views on Facebook
  - o Come on in! (Business ribbon-cutting videos): A January Love, Brown Bag Seafood, Jeni's Splendid Ice Cream, Morty's Meat & Supply, 101 Bagel Café, V/O Med Spa
  - o Edge City meeting promo, #GreatDunwoodyCleanup preview, Holiday Lights drone, Ryan Seacrest art
- Issued 16 press releases; Received 24 media inquiries
- Created 21 newsletters: D-news, Dunwoody Ambassadors, Inside Dunwoody, GDOT closures update, Georgetown Gateway update
- Top posts: (Facebook) Dwayne Johnson (The Rock) at Perimeter Mall, (Twitter) GDOT lane closures (Instagram) High Street Video repost



OPEN HOUSE OCT 20  
**EDGE CITY 2.0**  
*Show your thoughts*

**TRUCK OR TREAT**  
October 27

**October Highlights**

- 1 Arts and Culture Month Kickoff/ Hispanic Heritage Celebration
- 2 Electronics Recycling
- 4 Dunwoody Art Commission Meeting
- 6 Zoning Board of Appeals Meeting
- 8 "Shade Gardening"
- 10 Dunwoody City Council Meeting
- 11 Planning Commission Meeting
- 13 Sustainability Committee Meeting
- 14 Friday Night Hike
- 15 Spirits for Sprull
- 16 Dunwoody Community Bike Ride
- 20 Edge City 2.0 Open House
- 22 Halloween Farm Festival
- 24 Dunwoody City Council Meeting
- 27 Truck or Treat
- 28 Friday Night Hike
- 30 "Zombie Prom"

**Every Thursday**  
Food Truck Thursdays

**Every Saturday**  
Dunwoody Farmers Market

**ELECTRONICS Recycling**  
Sunday October 2

**Groovin' on the Green**  
OCTOBER 8

*All are invited*  
**Veterans Day Ceremony**  
Friday, November 11 | Veterans Memorial | Brook Run Park

**November Highlights**

- 1 Dunwoody Art Commission Meeting
- 3 Zoning Board of Appeals Meeting
- 5 Dunwoody Wine Stroll
- 8 Planning Commission Meeting
- 9 Citizens Advisory Capital Improvements Committee Meeting
- 10 Sustainability Committee Meeting
- 11 Veterans Day Ceremony
- 12 "Pruning"
- 14 Dunwoody City Council Meeting
- 16 Holiday Artists Market Reception
- 17 Dunwoody Development Authority Meeting
- 18 Friday Night Hike
- 19 History Alive
- 20 Bike-Walk Dunwoody
- 24 Thanksgiving
- 28 Dunwoody City Council Meeting

**Great Dunwoody Cleanup**  
Nov 5

**Apple Cider Days**  
Nov 11

**Thanksgiving**  
Nov 23-24

**Food Truck Thursdays**  
Nov 5

**Dunwoody Wine Stroll**  
Nov 5

**Holiday Light**  
at Brook Run Park

**December Highlights**

- 1 Opening Night Holiday Lights
- 3 Zoning Board of Appeals Meeting
- 1-31 Holiday Lights
- 2-18 Twas the Night Before Christmas
- 3 Dunwoody Farmers Market
- 5 Special-Called Dunwoody Alcohol License Review Board Meeting
- 6 Dunwoody Art Commission Meeting
- 7 Dunwoody Trail Master Plan Open House
- 8 Sustainability Committee Meeting
- 10 Dunwoody Farmers Market Open House
- 12 Handmade Gift Bazaar
- 13 Planning Commission Meeting
- 14 Holiday Tasting and Late-Night Shopping
- 17 Dunwoody Farmers Market
- 23 City Hall Closed
- 26 City Hall Closed

**Open House**  
opportunities  
Your opinions wanted

**Discy Park Talk**

**Finished Projects This Quarter**

- Revamped contact information across the city website
- #Great Dunwoody Cleanup – Press release, video, webpage, 19 groups registered
- Veterans Day – Press release, video, rain plan

**Coming up**

- Video promo for Martin Luther King (MLK, Jr.) Day of Service, Atlanta Day nonprofit grants
- January Youth City Council: Chief Grogan
- Planning for the State of the City
- Planning for Two Bridges Park opening



Number of public engagement opportunities, community meetings and events

Item	Number of public engagement opportunities, community meetings, and events.															
Mon.	Jan	Feb	Mar	YTD	Apr	May	Jun	YTD	Jul	Aug	Sept	YTD	Oct	Nov	Dec	Year
2017	2	1	2	5	2	3	2	12	3	1	4	20	5	4	4	33
2018	2	6	3	11	3	5	2	21	2	3	3	29	6	4	3	42
2019	2	4	3	9	4	4	1	18	4	5	5	32	3	4	3	42
2020	7	7	2	16	4	6	4	30	3	6	6	45	9	2	3	59
2021	3	4	4	11	1	9	8	29	4	4	4	41	11	7	5	64
2022	2	9	7	18	6	6	5	35	9	8	8	60	12	11	6	89

THE BEST OF ITP + OTP

The best of the ATL is ATP: It's where inside the Perimeter and Outside the Perimeter meet in perfect harmony. The heartbeat of Atlanta's most vibrant business district, Dunwoody blends a high-style urban vibe with easy suburban living.

**DUNWOODY AT THE PERIMETER**

You'll find a talented business core, plus a diverse mix of cultures, parks, restaurants and shopping galore. Inviting neighborhoods, strong schools and unbeatable connectivity. All in Dunwoody.

**Dunwoody**

# C'mon in videos NEW BUSINESS WELCOMES

Brown Bag Seafood



click to watch

Jeni's Ice Cream



click to watch

V/O Med Spa



click to watch

A January Love



click to watch

Morty's Meat & Supply



click to watch

101 Bagel



click to watch

Item	Number of unique visitors to Dunwoody's website.															
Mon.	Jan	Feb	Mar	YTD	Apr	May	Jun	YTD	Jul	Aug	Sept	YTD	Oct	Nov	Dec	Year
2017	12,719	12,432	13,163	38,314	13,472	14,794	15,973	82,553	13,748	15,673	11,203	123,177	12,397	10,827	8,624	155,025
2018	12,247	14,077	16,083	42,407	12,848	13,530	12,346	81,131	11,935	13,741	12,888	119,695	14,323	11,914	9,912	155,844
2019	10,908	11,104	11,401	33,413	16,401	17,028	16,197	83,039	24,001	23,105	27,050	157,195	20,362	20,299	15,101	212,957
2020	16,622	15,855	27,056	59,533	20,759	21,660	23,556	125,508	23,329	21,183	20,887	190,907	22,450	15,491	19,204	248,052
2021	13,015	12,066	14,682	39,763	12,664	14,243	20,909	87,579	15,720	18,123	16,525	137,947	15,258	13,990	20,386	187,581
2022	15,960	11,845	14,939	42,744	17,705	17,086	16,247	93,782	14,473	15,628	14,866	138,749	16,013	12,437	13,856	181,055

Item	Number of unique page views on Dunwoody's website.															
Mon.	Jan	Feb	Mar	YTD	Apr	May	Jun	YTD	Jul	Aug	Sept	YTD	Oct	Nov	Dec	Year
2017	44,201	42,419	47,076	133,696	44,770	48,392	46,318	273,176	39,665	50,465	45,450	408,756	55,911	46,217	36,433	547,317
2018	51,893	51,977	53,198	157,068	50,002	56,867	55,027	318,964	44,311	52,345	38,972	454,592	40,589	33,773	27,623	556,577
2019	45,450	46,012	46,648	138,110	64,554	64,808	62,760	330,232	78,977	80,738	87,513	577,460	70,027	62,880	47,381	757,748
2020	51,855	48,238	83,410	183,503	64,864	65,120	66,990	380,477	65,852	60,933	59,461	566,723	58,450	43,548	52,032	720,753
2021	38,953	35,593	41,745	116,291	39,066	42,671	55,181	253,209	45,026	47,998	44,607	390,840	41,765	37,184	47,699	517,488
2022	42,577	35,285	43,768	121,630	49,167	48,414	51,162	270,373	43,568	44,979	42,680	401,600	44,122	33,766	37,573	517,061

Item	Number of engagements (Reactions, Comments, Shares, etc.) on Facebook.															
Mon.	Jan	Feb	Mar	YTD	Apr	May	Jun	YTD	Jul	Aug	Sept	YTD	Oct	Nov	Dec	Year
2020	3,614	5,442	6,232	15,288	6,807	11,849	5,155	39,099	5,710	4,226	4,242	53,277	3,544	2,207	2,489	61,517
2021	7,214	7,214	7,214	7,214	2,507	5,126	4,648	19,495	4,361	3,379	2,769	30,004	3,046	2,723	2,303	38,076
2022	2,207	2,608	2,541	7,356	3,334	2,265	1,716	14,671	3,267	2,958	2,048	22,944	2,593	2,537	2,655	30,729

## Promo videos

Green Light Art project



click to watch

Ryan Seacrest murals



click to watch

Veterans Day ceremony



click to watch

#Great Dunwoody Cleanup



click to watch


**2.7M**  
impressions

2.7 million impressions across social media channels in 2022



**52**  
issues in 2022

A weekly recap of City of Dunwoody news and happenings distributed via email on Fridays to 13K+ subscribers



**2,432**  
engagements in 2022  
(> Cities of Atlanta, Alpharetta and Marietta)



**95.6K**  
distribution in 2022

A full-color print quarterly publication mailed to each city household and business 4 x per year



**181K**  
unique visitors to  
Dunwoody website in 2022



**2022**  
DEPARTMENT  
communication  
channels

**650**  
subscribers

A monthly newsletter from City Manager Eric Linton covering city business and municipal news to 650+ subscribers as well as via social media and D-News



**397** nextdoor  
posts and replies in 2022

Informational and event posts on Nextdoor reach 20.7K subscribers in the City of Dunwoody

**12**  
issues in 2022

A monthly compilation of volunteer needs within the community distributed to 150+ Dunwoody Ambassadors



**86**  
videos

added to City of Dunwoody's YouTube channel in 2022



**5.1K**  
Instagram followers



Item	Number of Facebook fans.											
Mon.	Jan	Feb	Mar	Apr	May	Jun	Jul	Apr	Sept	Oct	Nov	Dec
2020	5,472	5,547	5,759	5,844	5,968	6,058	6,166	6,222	6,336	6,405	6,444	6,477
2021	6,550	6,553	6,592	6,644	6,728	6,794	6,888	6,935	7,010	7,069	7,121	7,151
2022	7,184	7,228	7,256	7,308	7,342	7,437	7,540	7,672	7,805	7,903	7,956	8,001

Item	Number of Twitter followers.											
Mon.	Jan	Feb	Mar	Apr	May	Jun	Jul	Apr	Sept	Oct	Nov	Dec
2020	6,928	6,979	7,102	7,160	7,211	7,278	7,322	7,363	7,421	7,475	7,490	7,494
2021	7,432	7,452	7,467	7,475	7,423	7,425	7,460	7,492	7,537	7,535	7,544	7,568
2022	7,611	7,634	7,644	7,641	7,645	7,662	7,682	7,701	7,699	7,678	7,617	7,626

## Ongoing Projects This Quarter

- The department conducted 209 business retention and expansion meetings.
- The department conducted 44 business recruitment meetings.
- The department managed operations of the Dunwoody Development Authority, Urban Redevelopment Agency, and Dunwoody Art Commission.
- The Economic Development Department completed the \$150,000 Livable Centers Initiative grant the city received from the Atlanta Regional Commission to create a shared economic vision for the Perimeter Dunwoody commercial market.
  - Consultant team is presenting the final Scenario at a Public Meeting on January 23..
- The Urban Redevelopment Agency has released an Invitation to Bid and Notice to Sell property for the 2.5 Acre Commercial Site. This is the final parcel associated with Project Renaissance and is planned for a restaurant focused retail node.
  - The URA has negotiated a Letter of Intent with a developer who has proposed two restaurant concepts.

## Finished Projects This Quarter

- The department hosted ribbon cuttings for Brown Bag Seafood, Jeni's Splendied Ice Creams, V/O MedSpa, A January Love, Morty's Meat & Supply, 101 Bagel Café.

## Upcoming Dates

- January 19, Development Authority Board Meeting
- February 7, Dunwoody Art Commission Board Meeting
- March 7, Dunwoody Art Commission Board Meeting
- March 16, Development Authority Board Meeting


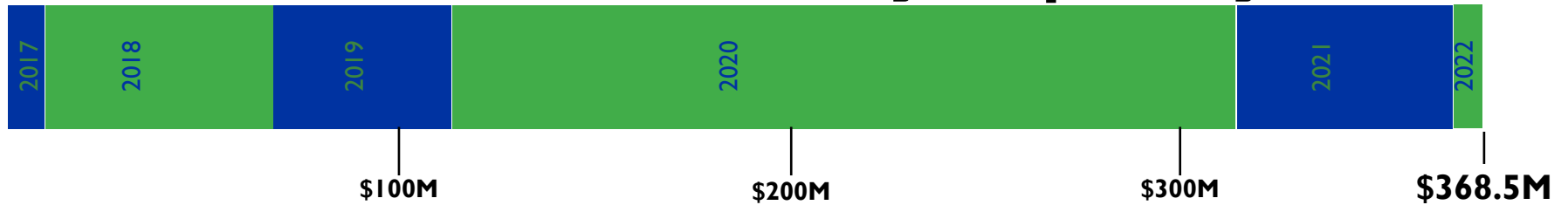


**Dunwoody's Green Light Art project debuted with five wrapped traffic boxes in November 2022.**

Item	Number of jobs reported.															
Mon.	Jan	Feb	Mar	YTD	Apr	May	Jun	YTD	Jul	Aug	Sept	YTD	Oct	Nov	Dec	Year
2017	-	-	100	100	100	25	-	125	-	-	-	-	-	-	-	225
2018	15	-	-	15	-	190	75	280	600	-	100	980	-	-	40	1,020
2019	35	15	105	155	-	-	-	155	-	215	565	935	225	40	15	1,215
2020	-	-	1,000	1,000	-	20	10	1,030	340	75	42	1,487	300	-	-	1,787
2021	-	-	-	-	20	-	-	20	-	80	40	140	347	200	-	687
2022	3,660	160	(3,660)	3,820	20	-	20	3,860	1,156	90	(3,860)	5,106	20	-	10	5,136

Item	Amount of investment (millions)															
Mon.	Jan	Feb	Mar	YTD	Apr	May	Jun	YTD	Jul	Aug	Sept	YTD	Oct	Nov	Dec	Year
2017	\$ -	\$ -	\$ 1.0	\$ 1.0	\$ 5.0	\$ 2.0	\$ -	\$ 8.0	\$ -	\$ -	\$ -	\$ 8.0	\$ -	\$ -	\$ -	\$ 9.0
2018	\$ 9.0	\$ -	\$ -	\$ 9.0	\$ -	\$ 12.0	\$ 18.0	\$ 39.0	\$ 10.0	\$ -	\$ 5.0	\$ 54.0	\$ -	\$ -	\$ 3.0	\$ 57.0
2019	\$ 3.5	\$ 3.0	\$ 7.5	\$ 14.0	\$ -	\$ -	\$ -	\$ 14.0	\$ -	\$ 3.5	\$ 15.0	\$ 32.5	\$ 7.6	\$ 3.0	\$ 1.5	\$ 44.6
2020	\$ -	\$ -	\$ 130.0	\$ 130.0	\$ -	\$ 0.6	\$ 0.3	\$ 130.9	\$ 9.9	\$ 3.8	\$ 40.0	\$ 184.6	\$ 12.0	\$ -	\$ -	\$ 196.6
2021	\$ -	\$ -	\$ -	\$ -	\$ 1.6	\$ -	\$ -	\$ 1.6	\$ -	\$ 1.5	\$ 38.0	\$ 41.1	\$ 8.0	\$ 5.0	\$ -	\$ 54.1
2022	\$ 37.8	\$ 3.1	\$ -	\$ 40.9	\$ 1.3	\$ -	\$ 0.7	\$ 42.9	\$ 21.3	\$ 8.3	\$ -	\$ 72.5	\$ 0.1	\$ -	\$ 0.3	\$ 7.2

## \$368.5M invested in Dunwoody over past six years



**Coordinated six new business ribbon cuttings in 4Q2022**

# What's recent and new?

## CORPORATE

Transportation Insight, LLC • Insight Global • Carvana  
• Hapag Lloyd • Schindler Elevator • Acoustic •  
State Farm • InterContinental Hotels & Resorts

## RESTAURANTS

Brown Bag Seafood Co. • CAVA •  
Chicken Salad Chick • Chopt •  
First Watch (Perimeter Marketplace) •  
Funwoody Food Truck • Hyderabad House  
• Jeni's Ice Cream • Jerk Shop Go •  
La Fondita Taqueria • Lazy Dog •  
Morty's Meat & Supply •  
North Italia • Panda Express •  
Paris Baguette • Sankranti Indian Kitchen  
• Sweetgreen • Poke and Ramen •  
Wholesum Juice Bar

## HOTELS

AC Hotel Atlanta Perimeter •  
Hyatt Place Atlanta Perimeter Center

## SERVICES

Alloy Personal Training • F45 • Functionize Health & Physical  
Therapy • Premier Racquet Sports • Solidcore •  
Yonder Yoga • Heyday Skincare • Him and Her Nail Spa •  
Lush Nail Bar • Magical Waxing • Restore Hyper Wellness •  
Dunwoody Christian School • Aspen Dental • One Medical •  
Visionworks (coming) • GoodVets (coming) •  
Mobile Care - Perimeter Mall


## RETAIL

A January Love • Academy Sports •  
Batteries Plus • Beauty Now • JD Sports •  
Original Mattress Factory •  
Publix - Perimeter Marketplace

## Technology

### Highlights

- The upgrade to Incode 10 has been completed.
- IT Support Documentation and SOP approved, and employee training completed.
- The Zero Trust Rollout project kick off is scheduled.
- The Netmotion project kick off is scheduled.
- The Comcast upgrade to fiber installed, configuration is in progress.
- SharePoint Configuration is in progress.
- OneDrive Rollout currently in progress.
- Cyber Security ARPA initiatives are now in progress.
- The department upgraded all iPhones to iPhone 12.
- MFA rollout is in progress.
- The department transitioned all iPhone users to Managed Apple IDs.



Item	Number of help desk tickets.															
Mon.	Jan	Feb	Mar	YTD	Apr	May	Jun	YTD	Jul	Aug	Sept	YTD	Oct	Nov	Dec	Year
2017	171	140	111	422	101	109	124	756	91	112	95	1,054	98	70	101	1,323
2018	187	140	141	468	181	102	117	868	105	92	100	1,165	100	75	99	1,439
2019	115	183	178	476	152	150	170	948	175	55	103	1,281	109	98	94	1,582
2020	210	192	153	555	199	284	407	1,445	386	430	401	2,662	441	373	163	3,639
2021	229	149	248	626	259	208	246	1,339	316	273	275	2,203	335	248	237	3,023
2022	271	309	252	832	205	211	252	1,500	339	605	3,083	5,527	956	562	708	7,753

Item	Number of help desk tickets resolved successfully.															
Mon.	Jan	Feb	Mar	YTD	Apr	May	Jun	YTD	Jul	Aug	Sept	YTD	Oct	Nov	Dec	Year
2017	171	139	111	421	87	116	124	748	91	106	89	1,034	98	65	90	1,287
2018	171	139	141	451	144	102	111	808	98	92	97	1,095	97	67	81	1,340
2019	107	201	135	443	146	145	184	918	150	44	121	1,233	141	93	66	1,533
2020	202	163	116	481	211	297	452	1,441	395	441	374	2,651	455	383	218	3,707
2021	219	146	221	586	273	203	237	1,299	323	271	292	2,185	332	241	250	3,008
2022	260	252	219	731	251	205	265	1,452	278	585	2,952	5,267	369	1,082	941	7,659



## City Clerk

Item	Number of open records requests.															
Mon.	Jan	Feb	Mar	YTD	Apr	May	Jun	YTD	Jul	Aug	Sept	YTD	Oct	Nov	Dec	Year
2017	280	253	309	842	265	302	282	1691	265	302	282	2540	287	300	219	3,346
2018	328	236	281	845	255	288	333	1721	309	344	295	2669	351	322	329	3,671
2019	308	386	293	987	345	361	350	2043	380	444	400	3267	439	385	340	4,431
2020	504	405	328	1237	205	244	276	1962	285	246	324	2817	321	281	350	3,769
2021	349	352	398	1099	304	311	405	2119	378	361	434	3292	436	409	360	4,497
2022	362	351	352	1065	397	353	422	2237	372	426	471	3506	446	391	471	4,814





## Municipal Court

### Highlights

- The department organized and audited 2020 through 2022 probation and pretrial diversion files.

Item	Number of citations filed.															
Mon.	Jan	Feb	Mar	YTD	Apr	May	Jun	YTD	Jul	Aug	Sept	YTD	Oct	Nov	Dec	Year
2017	794	801	890	2,485	679	935	844	4,943	700	1,213	857	7,713	935	796	589	10,033
2018	489	591	804	1,884	902	802	742	4,330	717	1,001	851	6,899	735	589	672	8,895
2019	706	1,009	1,168	2,883	934	1,199	1,149	6,165	1,260	1,351	1,031	9,807	1,105	1,227	913	13,052
2020	1,414	1,520	692	3,626	100	410	443	4,579	785	1,031	908	7,303	1,103	785	773	9,964
2021	688	615	754	2,057	548	652	728	3,985	672	803	630	6,090	668	612	805	8,175
2022	791	542	603	1,936	575	688	696	3,895	646	700	785	6,026	588	823	551	7,988

Item	Number of cases heard at trial.															
Mon.	Jan	Feb	Mar	YTD	Apr	May	Jun	YTD	Jul	Aug	Sept	YTD	Oct	Nov	Dec	Year
2017	8	6	6	20	6	5	2	33	6	5	5	49	8	-	-	57
2018	7	-	6	13	6	1	4	24	5	7	8	44	5	4	6	59
2019	4	2	-	6	3	2	-	11	-	3	5	19	6	8	6	39
2020	6	8	-	14	-	-	-	14	-	-	9	23	4	6	-	33
2021	7	3	-	10	2	3	3	18	2	4	2	26	-	4	4	34
2022	6	-	12	18	2	6	2	28	4	5	5	42	4	6	-	52

Item	Number of cases disposed.															
Mon.	Jan	Feb	Mar	YTD	Apr	May	Jun	YTD	Jul	Aug	Sept	YTD	Oct	Nov	Dec	Year
2017	690	628	882	2,200	692	819	674	4,385	613	809	575	6,382	788	756	314	8,240
2018	603	696	625	1,924	801	989	793	4,507	644	870	704	6,725	895	746	486	8,852
2019	770	803	872	2,445	850	1,064	727	5,086	940	1,030	844	7,900	1,192	729	838	10,659
2020	1,099	994	726	2,819	336	397	481	4,033	833	793	1,003	6,662	1,079	854	609	9,204
2021	819	797	1,001	2,617	870	633	590	4,710	535	644	560	6,449	661	505	471	8,086
2022	494	701	831	2,026	640	800	793	4,259	549	624	506	5,938	742	476	334	7,490

Item	Number of docket closures.															
Mon.	Jan	Feb	Mar	YTD	Apr	May	Jun	YTD	Jul	Aug	Sept	YTD	Oct	Nov	Dec	Year
2017	10	10	13	33	10	12	10	65	8	12	10	95	10	11	5	121
2018	9	11	10	30	10	13	10	63	8	12	10	93	12	9	7	121
2019	10	10	10	30	10	13	8	61	10	12	11	94	15	8	9	126
2020	12	12	6	30	-	-	12	42	24	24	26	116	26	15	9	166
2021	16	18	20	54	18	16	16	104	14	16	20	154	14	10	12	190
2022	8	16	20	44	14	16	14	88	10	13	11	122	12	8	7	149

Item	Number of failure to appear notices.															
Mon.	Jan	Feb	Mar	YTD	Apr	May	Jun	YTD	Jul	Aug	Sept	YTD	Oct	Nov	Dec	Year
2017	62	91	96	249	61	60	117	487	68	136	60	751	64	85	32	932
2018	64	75	37	176	99	156	91	522	68	100	58	748	95	65	50	958
2019	56	61	35	152	92	91	49	384	94	141	64	683	169	75	82	1,009
2020	126	110	15	251	-	-	71	322	242	92	131	787	229	183	84	1,283
2021	133	150	230	513	149	112	52	826	77	111	72	1,086	105	62	97	1,350
2022	51	124	153	328	61	94	74	557	86	92	96	831	65	73	57	1,026

Item	Number of computerized criminal histories.															
Mon.	Jan	Feb	Mar	YTD	Apr	May	Jun	YTD	Jul	Aug	Sept	YTD	Oct	Nov	Dec	Year
2017	101	130	144	375	104	205	159	843	153	235	198	1,429	205	169	128	1,931
2018	93	101	168	362	102	129	103	696	130	178	125	1,129	105	92	185	1,511
2019	165	111	180	456	192	201	189	1,038	193	397	236	1,864	269	211	189	2,533
2020	289	259	86	634	-	102	254	990	201	365	308	1,864	289	205	153	647
2021	189	121	150	460	126	205	182	973	205	103	98	1,379	159	92	79	1,709
2022	159	126	198	483	201	233	188	1,105	156	204	164	1,629	125	71	46	1,871



## Human Resources

### Highlights

- The city filled three positions: Two Police Officers and one Deputy Community Development Director.
- Human Resources administered the Open Enrollment process, and all City employees had the opportunity to enroll in benefits for the 2023 plan year.
- Human Resources and Finance administered market pay adjustments for all City employees.
- Human Resources and Finance worked with the City’s Human Resources Information System (HRIS) vendor to implement several new modules for employee self-service. The online leave requests were implemented in October, with an additional module in progress.
- Human Resources and the Wellness Committee sponsored angioscreens, administered one wellness challenge, and provided an employee education presentation through the City’s Employee Assistance Program (EAP).

Item	<i>Number of applications received.</i>															
Mon.	Jan	Feb	Mar	YTD	Apr	May	Jun	YTD	Jul	Aug	Sept	YTD	Oct	Nov	Dec	Year
2017	19	19	21	59	41	31	13	144	9	35	25	213	19	16	42	290
2018	76	36	30	142	25	34	17	218	13	13	25	269	6	11	24	310
2019	37	37	56	130	72	45	11	258	39	15	0	312	NA	9	20	341
2020	49	1	NA	50	NA	7	16	73	14	NA	2	89	32	28	15	164
2021	14	25	15	54	10	32	28	124	26	44	26	220	11	31	16	278
2022	16	26	45	87	55	48	40	230	53	27	27	337	19	22	18	396

Item	<i>Number of positions filled. (NA = No open positions that month.)</i>															
Mon.	Jan	Feb	Mar	YTD	Apr	May	Jun	YTD	Jul	Aug	Sept	YTD	Oct	Nov	Dec	Year
2017	2	2	0	4	0	4	1	9	1	0	1	11	2	0	0	13
2018	0	3	1	4	1	1	3	9	1	2	0	12	2	2	0	16
2019	0	0	4	4	4	3	2	13	0	1	1	15	NA	0	1	16
2020	2	1	NA	3	NA	1	0	4	2	1	NA	7	0	2	1	10
2021	1	1	1	3	0	1	0	4	1	1	4	10	1	3	1	15
2022	2	1	2	5	0	2	7	14	4	1	3	22	0	1	2	25



## Finance

### Projects Started This Quarter

- The staff is working on updating Standard Operating Procedures as needed with new software and processes moving forward.
- Mayor and Council approved the establishment of a Sinking Fund for the Artificial Turf fields at Brook Run Park.

### Ongoing Projects and Projects Finished This Quarter

- The department received two proposals for Request for Proposals 22-08 Womack Wall.
- The department received two bids for Invitation to Bid 22-08 Chamblee Dunwoody Road at Spalding Drive Intersection Landscaping Improvements Project.
- The department received three quotes for Informal Written Quotes 22-16 for Right of Way Acquisition Services.
- A contract agreement was issued to W&A Engineering, LLC for a Topographic Survey for Wayfinding Signs in the city of Dunwoody.
- A contract agreement was issued to NV5 Engineers and Consultants, Inc. for the Mt. Vernon Road Multi-Use Trail Subsurface Utility Engineering Level A Survey proposal.
- The department issued a contract agreement to Kimley-Horn and Associates, Inc. for the Jett Ferry Road Streetscape Plan proposal.
- The department issued a contract agreement to CHB Acquisition Services, LLC for the Right of Way Acquisition Services proposal.
- An agreement was executed with NOVA Engineering and Environmental, LLC for Invitation to Bid 22-02 Special Inspections, Construction Materials Testing, and Engineering Services.
- The department Issued a Notice to Proceed with the Solicitation of Quotes 22-01 On Call Stormwater Engineering and Design Services to Dewberry Engineers, Inc.
- The department Issued a Notice to Proceed with the Solicitation of Quotes 22-01 On Call Stormwater Engineering and Design Services to Freese and Nichols, Inc.
- The department executed a Contract Agreement with Blount Construction Company, Inc. for the North Springs Sidewalk Replacement Project proposal.

- The final adoption of the 2023 Operating and Capital Budget occurred at the October 24 City Council Meeting.
- The department completed the Paycom electronic enhancements for payroll processes and workflows in the payroll software.
- Finance completed the Occupational Employment and Wage Statistics report for the Georgia Department of Labor and the US Bureau of Labor Statistics.
- The department completed the internal audit of Automated Clearing procedures for vendor payments.
- The Finance department distributed American Rescue Plan Funding to nine Non-Profits.

Item	Number of invoices paid															
Mon.	Jan	Feb	Mar	YTD	Apr	May	June	YTD	July	Aug	Sept	YTD	Oct	Nov	Dec	Year
2021	319	199	341	859	307	316	301	1,783	391	316	254	2,744	396	299	295	3,734
2022	277	298	310	885	265	296	262	1,708	439	266	389	2,802	308	376	376	3,862

Item	Number of insurance claims received															
Mon.	Jan	Feb	Mar	YTD	Apri	May	June	YTD	July	Aug	Sept	YTD	Oct	Nov	Dec	Year
2021	1	1	3	5	3	1	1	10	1	2	6	19	1	-	1	21
2022	1	2	1	4	-	4	-	8	1	5	7	21	4	7	1	33